

HIDALGO COUNTY REGIONAL MOBILITY AUTHORITY

NOTICE OF AND AGENDA FOR A WORKSHOP & REGULAR MEETING TO BE HELD BY THE BOARD OF DIRECTORS

DATE: TUESDAY, JANUARY 23, 2018
TIME: 5:30 PM
PLACE: PHARR CITY HALL
2nd FLOOR CITY COMMISSION CHAMBERS
118 SOUTH CAGE BOULEVARD
PHARR, TEXAS 78577

PRESIDING: S. DAVID DEANDA, JR, CHAIRMAN

PLEDGE OF ALLEGIANCE

INVOCATION

CALL TO ORDER FOR WORKSHOP

1. Presentation by JJS Partners on a financing proposal for the 365 Toll and International Bridge Trade Corridor Projects.
2. Review of Quarterly Investment Report for the period ending December 31, 2017.
3. Review of the Investment Policy for the Hidalgo County Regional Mobility Authority.

ADJOURNMENT OF WORKSHOP

CALL TO ORDER AND ESTABLISHMENT OF A QUORUM FOR REGULAR MEETING

1. REPORTS

- A. Report on Program Manager Activity for 365 Tollway Project and IBTC Environmental Clearance Document – Eric Davila, HCRMA
- B. Report on Construction Activity for US 281/Military Highway Overpass/BSIF Connector Project and Donna Lift Station – Ramon Navarro, HCRMA
- C. Report on Overweight/Oversized Vehicle Permits Issued in 2017 – Pilar Rodriguez, HCRMA

2. **CONSENT AGENDA** *(All matters listed under Consent Agenda are considered to be routine by the Governing Body and will be enacted by one motion. There will be no separate discussion of these items; however, if discussion is desired, that item(s) will be removed from the Consent Agenda and will be considered separately. The Governing Body may also elect to go into Executive Session on any item on this agenda, whether or not such item(s) are posted as an Executive Session Item, at any time during the meeting when authorized by provisions of the Open Public Meeting Act.)*

- A. Approval of Minutes for the Regular Meeting held December 19, 2017.
- B. Approval of Project & General Expense Report for the period from December 6, 2017 to January 5, 2018.
- C. Approval of Financial Report for December 2017.
- D. Approval of the Quarterly Investment Report for the period ending December 31, 2017.
- E. Resolution 2018- 01 – Annual approval of the Investment Policy for the Hidalgo County Regional Mobility Authority.
- F. Resolution 2018-03 – Approval of Supplemental Number 2 to Work Authorization Number 2 the Professional Service Agreement with C&M Associates to provide a Traffic & Revenue analysis of Scenario “G” for the 365 Tollway Project.

- G. Resolution 2018-04 – Approval of Contract Amendment Number 3 with C&M Associates to increase the maximum payable amount for Work Authorization Number 2

3. REGULAR AGENDA

- A. Resolution 2018 –02 – Approval of Change Order Number 9 and Final Closeout with Foremost Paving, Inc. for the US 281/Military Highway Overpass/Border Safety Inspection Facility Connector Project.
- ~~B. Resolution 2018-05 – Work Authorization Number 2 to the Professional Service Agreement with Blanton & Associates, Inc. to provide Environmental Clearance Support for the IBTC Project.~~
- ~~C. Resolution 2018-06 – Approval of Contract Amendment Number 1 with Blanton & Associates, Inc. to increase the maximum payable amount due Work Authorization Number 2.~~

4. CHAIRMAN'S REPORT

- A. None.

5. TABLED ITEMS

- A. None.

6. EXECUTIVE SESSION, CHAPTER 551, TEXAS GOVERNMENT CODE, SECTION 551.071 (CONSULTATION WITH ATTORNEY), SECTION 551.072 (DELIBERATION OF REAL PROPERTY), AND SECTION 551.074 (PERSONNEL MATTERS)

- A. Consultation with Board Attorney on legal issues pertaining to the Texas Department of Transportation State Infrastructure Bank Loan for the 365 Tollway Project (Section 551.071 T.G.C.)
- B. Consultation with Board Attorney on legal issues pertaining to Professional Service Agreements for Engineering, Surveying and Environmental Services (Section 551.071 T.G.C.).
- C. Consultation with Board Attorney on legal issues pertaining to the deliberation of real property for various parcels for the 365 Tollway Project (Sections 551.071 and 551.072 T.G.C.).
- D. Consultation with Board Attorney on legal issues pertaining to the use of Eminent Domain to acquire property required to complete the project alignments of the 365 Tollway Project (Sections 551.071 and 551.072 T.G.C.).
- E. Consultation with Board Attorney on legal issues pertaining to the Environmental Clearance Document for the International Bridge Trade Corridor Project (Section 551.071 T.G.C.).
- F. Consultation with Board Attorney on legal issues pertaining to Authorizing the Issuance, Sale and Delivery of one or more Series of Hidalgo County Regional Mobility Authority Senior Lien Revenue Bonds, Series 2017 in accordance with certain financing parameters; Approving the Form of, and Authorizing the Execution and Delivery of, the First Supplemental Trust Indenture; Appointing Authorized Officers to Authorize, Approve and Determine certain terms and provisions of the Series 2017 Bonds; Authorizing the execution and delivery of a contract of purchase for the Series 2017 Bonds; Approving the preparation of an Official Statement in connection with the Offering and Sale of such Bonds; Authorizing the Execution and Delivery of Documents and Instruments in Connection with the Foregoing; and Enacting other provisions relating to the subject (Section 551.071 T.G.C.).
- G. Consultation with Board Attorney on legal issues pertaining to the Toll System Installation, Integration and Maintenance Contract with ETC Corporation for the Hidalgo County Regional Mobility Authority 365 Tollway Project (Section 551.071 T.G.C.).
- H. Consultation with Board Attorney on legal issues pertaining to the award of contract to Johnson Bros. Corporation for Construction of the 365 Tollway Project from US 281/Military Highway to FM 396 (Anzalduas Highway) (Section 551.071 T.G.C.).

PUBLIC COMMENT

ADJOURNMENT OF REGULAR MEETING

CERTIFICATION

I, the Undersigned Authority, do hereby certify that the attached agenda of the Hidalgo County Regional Mobility Authority Board of Directors is a true and correct copy and that I posted a true and correct copy of said notice on the Hidalgo County Regional Mobility Authority Web Page (www.hcrma.net) and the bulletin board in the Hidalgo County Court House (100 North Closner, Edinburg, Texas 78539), a place convenient and readily accessible to the general public at all times, and said Notice was posted on the **17th** day of **January 2018** at **12:00 pm** and will remain so posted continuously for at least 72 hours preceding the scheduled time of said meeting in accordance with Chapter 551 of the Texas Government Code.

Maria E. Alaniz
Administrative Assistant

Note: If you require special accommodations under the Americans with Disabilities Act, please contact Maria E. Alaniz at 956-402-4762 at least 24 hours before the meeting.

PUBLIC COMMENT POLICY

Public Comment Policy: "At the beginning of each HCRMA meeting, the HCRMA will allow for an open public forum/comment period. This comment period shall not exceed one-half (1/2) hour in length and each speaker will be allowed a maximum of three (3) minutes to speak. All individuals desiring to address the HCRMA must be signed up to do so, prior to the open comment period. The purpose of this comment period is to provide the public an opportunity to address issues or topics that are under the jurisdiction of the HCRMA. For issues or topics which are not otherwise part of the posted agenda for the meeting, HCRMA members may direct staff to investigate the issue or topic further. No action or discussion shall be taken on issues or topics which are not part of the posted agenda for the meeting. Members of the public may be recognized on posted agenda items deemed appropriate by the Chairman as these items are considered, and the same time limitations (3 minutes) applies."

This Page
Intentionally
Left Blank

Workshop

Item 1

HIDALGO COUNTY REGIONAL MOBILITY AUTHORITY

AGENDA RECOMMENDATION FORM

BOARD OF DIRECTORS	<u> X </u>	AGENDA ITEM	<u> 1 </u>
PLANNING COMMITTEE	<u> </u>	DATE SUBMITTED	<u> 01/15/18 </u>
FINANCE COMMITTEE	<u> </u>	MEETING DATE	<u> 01/23/18 </u>
TECHNICAL COMMITTEE	<u> </u>		

1. Agenda Item: **WORKSHOP ITEM 1 – PRESENTATION BY JJS PARTNERS ON A FINANCING PROPOSAL FOR THE 365 TOLL AND INTERNATIONAL BRIDGE TRADE CORRIDOR PROJECTS**
2. Nature of Request: (Brief Overview) Attachments: X Yes No

Presentation by JJS Partners for the 365 Tollway and IBTC Projects
3. Policy Implication: Board Policy, Local Government Code, Texas Government Code, Texas Transportation Code, TxDOT Policy
4. Budgeted: Yes No X N/A
5. Staff Recommendation: **Presentation only.**
6. Program Manager's Recommendation: Approved Disapproved X None
7. Planning Committee's Recommendation: Approved Disapproved X None
8. Board Attorney's Recommendation: Approved Disapproved X None
9. Chief Auditor's Recommendation: Approved Disapproved X None
10. Chief Financial Officer's Recommendation: Approved Disapproved X None
11. Chief Development Engineer's Recommendation: Approved Disapproved X None
12. Chief Construction Engineer's Recommendation: Approved Disapproved X None
13. Executive Director's Recommendation: Approved Disapproved X None

THIS ITEM WILL BE
SENT UNDER
SEPERATE COVER

This Page
Intentionally
Left Blank

Workshop

Item 2

HIDALGO COUNTY REGIONAL MOBILITY AUTHORITY

AGENDA RECOMMENDATION FORM

BOARD OF DIRECTORS	<u> X </u>	AGENDA ITEM	<u> 2 </u>
PLANNING COMMITTEE	<u> </u>	DATE SUBMITTED	<u>01/09/2018</u>
FINANCE COMMITTEE	<u> </u>	MEETING DATE	<u>01/23/2018</u>
TECHNICAL COMMITTEE	<u> </u>		

1. Agenda Item: **WORKSHOP ITEM 2 – QUARTERLY INVESTMENT REPORT FOR THE PERIOD ENDING DECEMBER 31, 2017.**
2. Nature of Request: (Brief Overview) Attachments: X Yes No
Presentation of the quarterly investment report.
2. Policy Implication: Board Policy, Local Government Code, Texas Government Code, Public Funds Investment Act Section 2256
4. Budgeted: Yes No X N/A
5. Staff Recommendation: **Report Only.**
6. Program Manager's Recommendation: Approved Disapproved X None
7. Planning Committee's Recommendation: Approved Disapproved X None
8. Board Attorney's Recommendation: Approved Disapproved X None
9. Chief Auditor's Recommendation: Approved Disapproved X None
10. Chief Financial Officer's Recommendation: Approved Disapproved X None
11. Chief Development Engineer's Recommendation: Approved Disapproved X None
12. Chief Construction Engineer's Recommendation: Approved Disapproved X None
13. Executive Director's Recommendation: Approved Disapproved X None



January 8, 2018

Board of Directors

S. David Deanda, Jr., Chairman
Forrest Runnels, Vice Chairman
Ricardo Perez, Secretary/Treasurer
Alonzo Cantu, Director
R. David Guerra, Director
Paul S. Moxley, Director
Josue Reyes, Director

To: S. David Deanda, Chairman
Member of the Board of Directors

From: Jose Castillo, Chief Financial Officer
Pilar Rodriguez, Executive Director/Investment Officer

RE: Quarterly Investment Report for QE December 31, 2017 /Statement of Compliance

The above-referenced report is hereby presented, pursuant to the Public Funds Investment Act (PFIA), for your review and acceptance.

This quarter total investment disbursements totaled \$4,967,483 issued for the following: construction--\$2,409,427 and debt service--\$2,558,056, which consisted of principal--\$1,140,000 and interest--\$1,418,056. Total combined interest earned was \$17,698.

It should be noted that the Texas Department of Transportation contributed \$3,281,107 towards the construction costs of the US 281/BSIF project.


The PFIA also requires that the report contain a Statement of Compliance, signed by the Investment Officers, as presented below:


STATEMENT OF COMPLIANCE

Pursuant to the PFIA, we the Investment Officers of the Hidalgo County Regional Mobility Authority, represent to you that the portfolio presented in this report is in compliance with:

The HCRMA's Investment Policy, and

The Public Funds Investment Act of the State of Texas


Pilar Rodriguez, Investment Officer


Jose H. Castillo, Investment Officer

Hidalgo County Regional Mobility Authority
SUMMARY
QUARTERLY INVESTMENT REPORT
For Quarter Ending December 31, 2017

	Local Govt Investment <u>Pool</u>	Money Mkt <u>Fund</u>	<u>Total</u>
COST			
Beginning Balance	\$ 3,404,711	\$ 2,497,412	\$ 5,902,123
Additions:			
Contributions	-	3,281,107	3,281,107
Transfers-in		993,265	993,265
Investment Earnings	11,318	6,380	17,698
Deductions:			
Transfers-Out	-		-
Disbursements	-	(4,967,483)	(4,967,483)
Ending Balance	<u>\$ 3,416,029</u>	<u>\$ 1,810,681</u>	<u>\$ 5,226,710</u>
MARKET VALUE			
Beginning Balance	<u>\$ 3,404,949</u>	<u>\$ 2,497,412</u>	<u>\$ 5,902,361</u>
Ending Balance	<u>\$ 3,415,415</u>	<u>\$ 1,810,681</u>	<u>\$ 5,226,096</u>
Weighted Average Maturity- Logic	35		
Logic Weighted Average Yield	1.3181%		

Hidalgo County Regional Mobility Authority
HOLDINGS BY INVESTMENTS
QUARTERLY INVESTMENT REPORT
For Quarter Ending December 31, 2017

<u>Type of Security/Fund</u>	<u>Yield</u>	<u>Beginning Cost</u>	<u>Interest</u>	<u>Contributions/ Transfers</u>	<u>Disbursements</u>	<u>Ending Cost</u>	<u>Market Value</u>
Local Govt Investment Pool:							
Debt Service Jr. Lien		2,073,954	6,899	-	-	2,080,853	\$ 2,080,478
SIB Construction Fund Series 2016 (cash)		2,328	-	-	-	2,328	2,328
Logic-Contingency		1,328,429	4,419	-	-	1,332,848	1,332,608
Total Local Govt Investment Pool		<u>\$ 3,404,711</u>	<u>\$ 11,318</u>	<u>\$ -</u>	<u>\$ -</u>	<u>\$ 3,416,029</u>	<u>\$ 3,415,415</u>
Money Market Fund							
(Federated Govt Obligations)							
Disbursement Account 106912-006		599,889	2,761	3,281,107	(2,409,427)	1,474,330	1,474,330
Debt Service Fund-106912-001		1,897,523	3,619	993,265	(2,558,056)	336,351	336,351
Total Money Market Funds	0.0100%	<u>\$ 2,497,412</u>	<u>\$ 6,380</u>	<u>\$ 4,274,372</u>	<u>\$ (4,967,483)</u>	<u>\$ 1,810,681</u>	<u>\$ 1,810,681</u>

**Hidalgo County Regional Mobility Authority
Wilmington Trust Investments Detail Activity
For Quarter Ending December 31, 2017**

Debt Service Account #106912-001

		Income				Ending Bal
Debt Svc	O/E bal	Interest	contri.	Transfers	Disb.	
Oct	1,897,522.76	957.13	-	331,152.25	-	2,229,632.14
Nov	2,229,632.14	1,214.66	-	331,152.25	-	2,561,999.05
Dec	2,561,999.05	1,447.69	-	330,960.17	(2,558,056.25)	336,350.66
		<u>3,619.48</u>	<u>-</u>	<u>993,264.67</u>	<u>(2,558,056.25)</u>	

Disb. Account #106912-006

		Income				Ending Balance
Disbursement	O/E bal	Interest	contri.	Transfers	Disb.	
Oct	599,889.18	832.55	1,486,268.77	-	(723,357.75)	1,363,632.75
Nov	1,363,632.75	709.09	877,407.44	-	(126,796.80)	2,114,952.48
Dec	2,114,952.48	1,219.18	917,431.16	-	(1,559,272.73)	1,474,330.09
		<u>2,760.82</u>	<u>3,281,107.37</u>	<u>-</u>	<u>(2,409,427.28)</u>	

Debt Service Account #118361-001(1) & 7731494002

		Income				Ending Bal
Debt Svc	O/E bal	Interest	contri.	Transfers	Disb.	
Oct	2,073,954.29	2,262.45	-	-	-	2,076,216.74
Nov	2,076,216.74	2,203.59	-	-	-	2,078,420.33
Dec	2,078,420.33	2,433.13	-	-	-	2,080,853.46
		<u>6,899.17</u>	<u>-</u>	<u>-</u>	<u>-</u>	

SIB Const. Account #118361-008

		Income				Ending Balance
SIB Const	O/E bal	Interest	contri.	Transfers	Disb.	
Oct	2,327.68	-	-	-	-	2,327.68
Nov	2,327.68	-	-	-	-	2,327.68
Dec	2,327.68	-	-	-	-	2,327.68
		<u>-</u>	<u>-</u>	<u>-</u>	<u>-</u>	



LOGIC Newsletter

December 2017

Performance

As of December 31, 2017

Current Invested Balance	\$6,465,455,192.00
Weighted Average Maturity (1)*	26 Days
Weighted Average Maturity (2)*	68 Days
Net Asset Value	0.999820
Total Number of Participants	559
Management Fee on Invested Balance	0.0975%
Interest Distributed	\$7,820,581.73
Management Fee Collected	\$516,803.61
% of Portfolio Invested Beyond 1 Year	0.00%
Standard & Poor's Current Rating	AAAm

December Averages:

Average Invested Balance	\$6,234,513,621.18
Average Monthly Yield, on a simple basis	1.3784%
Average Weighted Average Maturity (1)*	29 Days
Average Weighted Average Maturity (2)*	76 Days

*Definition of Weighted Average Maturity (1) & (2)

- (1) This weighted average maturity calculation uses the SEC Rule 2a-7 definition for stated maturity for any floating rate instrument held in the portfolio to determine the weighted average maturity for the pool. This Rule specifies that a variable rate instrument to be paid in 397 calendar days or less shall be deemed to have a maturity equal to the period remaining until the next readjustment of the interest rate.
- (2) This weighted average maturity calculation uses the final maturity of any floating rate instruments held in the portfolio to calculate the weighted average maturity for the pool.

Rates reflect historical information and are not an indication of future performance.

Economic Commentary

U.S. Tax reform dominated most of the quarter as both Houses of Congress worked expeditiously to pass their respective versions of the tax bill. While expectations of passage had drifted lower as the year progressed, the GOP successfully passed a reconciled version of the bill which was signed into law in December. The highlights of the bill on the corporate side were lower tax rates for corporations and small business pass-throughs as well as changes to interest and capital investment deductibility. The highlights on the individual side were lower effective tax rates, higher standard deductions, offset by the removal of most state and local deductions. Fiscal policy has the potential to provide additional stimulus to an already strong economy. In addition, the government has passed legislation to extend government spending until January in order to give the congress more time to debate the 2018 fiscal budget (which began in September '17). Inflation levels are caught in a tug-of-war between downward structural forces (technology improvements, price transparency) and upward cyclical forces (economic growth, tight labor markets), with the structural pressures continuing to deliver inflation disappointments.

The Federal Reserve (Fed) raised rates by 25 bps to 1.25%-1.50% at its December Federal Open Market Committee (FOMC) meeting. The committee reiterated its positive assessment of the labor market and the U.S. economy. It also indicated that inflation was below its 2% target, but that the weakness appeared transitory. The committee expects 3 rate hikes in 2018, 2 in 2019 and slightly less than 2 in 2020. For now, our view remains consistent with the Fed's projections— growth will remain strong (despite the typical negative seasonality in the first quarter), inflation will stay contained and the Fed will remain on a gradual path towards normalized real yields by raising the fed funds rate three times. We believe that the yield on the U.S. 10-year Treasury will also rise modestly, ending 2018 at 2.75%–3.25%. If inflation does start coming in above target, we could easily see the Fed raise rates four times in 2018, not the three times the market is expecting. If both the European Central Bank and the Bank of Japan also start moving to higher rates at the same time that central bank balance sheet expansion turns negative (currently projected for around October 2018), then bond investors are not being compensated for the risks, volatility will rise and the second half of 2018 could be much more difficult for the markets.

News

New Participants

We would like to welcome the following entities who joined the LOGIC program in December:

- ★ Liberty County
- ★ YES Prep Public Schools Inc

Holiday Reminder

In observance of Martin Luther King Jr. holiday, **LOGIC will be closed Monday, January 15, 2018.** All ACH transactions initiated on Friday, January 12th will settle on Tuesday, January 16th.

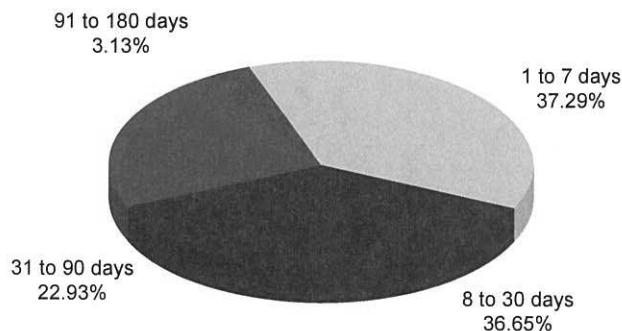
Conferences

LOGIC Representatives will be attending the following upcoming conference. We look forward to visiting with those of you attending this event.

- ★ Texas Association of School Business Officials (TASBO) Annual Conference - February 26- March 2, Fort Worth


Information at a Glance

Portfolio by Type of Investment As of December 31, 2017

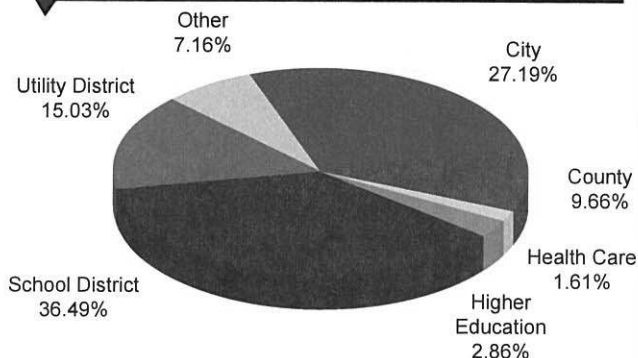


Commercial Paper
96.70%

Repurchase
Agreements
3.30%



Portfolio by Maturity As of December 31, 2017



Distribution of Participants by Type As of December 31, 2017

History

Historical Program Information

Month	Average Rate	Book Value	Market Value	Net Asset Value	WAM (1)*	WAM (2)*	Number of Participants
Dec 17	1.3784%	\$6,465,455,192.00	\$6,464,452,719.35	0.999820	29	76	559
Nov 17	1.2913%	6,037,285,391.70	6,037,616,463.25	1.000054	35	75	557
Oct 17	1.2845%	6,047,571,709.48	6,047,976,206.51	1.000066	42	75	556
Sep 17	1.2827%	5,995,123,374.79	5,995,667,106.47	1.000070	40	77	551
Aug 17	1.2660%	5,912,248,825.24	5,912,933,387.09	1.000115	32	70	548
Jul 17	1.2408%	6,097,733,914.84	6,098,596,876.56	1.000141	29	71	543
Jun 17	1.1333%	5,904,028,106.60	5,904,946,555.34	1.000122	25	75	539
May 17	1.0761%	6,257,671,308.91	6,259,334,715.43	1.000265	27	71	535
Apr 17	1.0739%	6,573,201,990.89	6,574,453,965.11	1.000190	32	69	528
Mar 17	1.0089%	6,727,258,315.21	6,728,526,958.13	1.000151	35	74	522
Feb 17	0.9716%	6,899,050,894.78	6,900,939,892.08	1.000273	38	75	515
Jan 17	0.9642%	6,257,691,371.71	6,259,008,532.09	1.000210	33	68	509


Assets

Portfolio Asset Summary as of December 31, 2017

	Book Value	Market Value
Uninvested Balance	\$ (128,049.27)	\$ (128,049.27)
Accrual of Interest Income	1,761,231.54	1,761,231.54
Interest and Management Fees Payable	(7,943,388.76)	(7,943,388.76)
Payable for Investment Purchased	0.00	0.00
Receivable for Investment Sold	0.00	0.00
Repurchase Agreements	213,513,999.97	213,513,999.97
Commercial Paper	6,258,251,398.52	6,257,248,925.87
Government Securities	0.00	0.00
Total	\$ 6,465,455,192.00	\$ 6,464,452,719.35

Market value of collateral supporting the Repurchase Agreements is at least 102% of the Book Value. The portfolio is managed by J.P. Morgan Chase & Co. and the assets are safekept in a separate custodial account at the Federal Reserve Bank in the name of LOGIC. The only source of payment to the Participants are the assets of LOGIC. There is no secondary source of payment for the pool such as insurance or guarantee. Should you require a copy of the portfolio, please contact LOGIC Participant Services.

LOGIC versus 90-Day Treasury Bill



This material is for information purposes only. This information does not represent an offer to buy or sell a security. The above rate information is obtained from sources that are believed to be reliable; however, its accuracy or completeness may be subject to change. The LOGIC management fee be waived in full or in part at the discretion of the LOGIC co-administrators and the LOGIC rate for the period shown reflects waiver of fees. This table represents historical investment performance/return to the customer, net of fees, and is not an indication of future performance. An investment in the security is not insured or guaranteed by the Federal Deposit Insurance Corporation or any other government agency. Although the issuer seeks to preserve the value of an investment at \$1.00 per share, it is possible to lose money by investing in the security. Information about these and other program details are in the fund's Information Statement which should be read carefully before investing. The yield on the 90-Day Treasury Bill ("T-Bill Yield") is shown for comparative purposes only. When comparing the investment returns of the LOGIC pool to the T-Bill Yield, you should know that the LOGIC pool consist of allocations of specific diversified securities as detailed in the respective Information Statements. The T-Bill Yield is taken from Bloomberg Finance L.P. and represents the daily closing yield on the then current 90-day T-Bill. The LOGIC yield is calculated in accordance with regulations governing the registration of open-end management investment companies under the Investment Company Act of 1940 as promulgated from time to time by the federal Securities and Exchange Commission.

Daily Summary for December 2017

Date	Mny Mkt Fund Equiv. [SEC Std.]	Daily Allocation Factor	LOGIC Invested Balance	Market Value Per Share	WAM Days (1)*	WAM Days (2)*
12/1/2017	1.3048%	0.000035748	\$6,064,763,925.82	1.000007	31	79
12/2/2017	1.3048%	0.000035748	\$6,064,763,925.82	1.000007	31	79
12/3/2017	1.3048%	0.000035748	\$6,064,763,925.82	1.000007	31	79
12/4/2017	1.3110%	0.000035919	\$6,021,613,469.52	1.000054	30	78
12/5/2017	1.3214%	0.000036202	\$6,010,906,100.37	1.000041	32	80
12/6/2017	1.3251%	0.000036303	\$6,071,035,660.19	1.000038	33	81
12/7/2017	1.3281%	0.000036386	\$6,070,719,084.48	1.000033	33	84
12/8/2017	1.3261%	0.000036331	\$6,036,588,307.77	0.999978	31	82
12/9/2017	1.3261%	0.000036331	\$6,036,588,307.77	0.999978	31	82
12/10/2017	1.3261%	0.000036331	\$6,036,588,307.77	0.999978	31	82
12/11/2017	1.3379%	0.000036654	\$6,037,727,464.85	1.000008	31	82
12/12/2017	1.3334%	0.000036532	\$6,114,678,495.49	0.999996	30	80
12/13/2017	1.3209%	0.000036189	\$6,464,136,658.52	0.999951	38	75
12/14/2017	1.3863%	0.000037980	\$6,559,942,990.17	0.999928	30	76
12/15/2017	1.3925%	0.000038151	\$6,490,992,352.44	0.999860	29	75
12/16/2017	1.3925%	0.000038151	\$6,490,992,352.44	0.999860	29	75
12/17/2017	1.3925%	0.000038151	\$6,490,992,352.44	0.999860	29	75
12/18/2017	1.4039%	0.000038462	\$6,249,205,281.62	0.999910	29	77
12/19/2017	1.4073%	0.000038557	\$6,189,422,100.19	0.999895	29	77
12/20/2017	1.4095%	0.000038616	\$6,175,294,526.34	0.999883	29	77
12/21/2017	1.4166%	0.000038811	\$6,208,404,774.81	0.999850	29	77
12/22/2017	1.4193%	0.000038884	\$6,234,168,141.65	0.999785	26	73
12/23/2017	1.4193%	0.000038884	\$6,234,168,141.65	0.999785	26	73
12/24/2017	1.4193%	0.000038884	\$6,234,168,141.65	0.999785	26	73
12/25/2017	1.4193%	0.000038884	\$6,234,168,141.65	0.999785	26	73
12/26/2017	1.4206%	0.000038920	\$6,235,171,355.46	0.999876	25	72
12/27/2017	1.4607%	0.000040020	\$6,348,907,073.78	0.999876	28	73
12/28/2017	1.4571%	0.000039921	\$6,402,685,319.97	0.999887	27	72
12/29/2017	1.4474%	0.000039654	\$6,465,455,192.00	0.999820	26	68
12/30/2017	1.4474%	0.000039654	\$6,465,455,192.00	0.999820	26	68
12/31/2017	1.4474%	0.000039654	\$6,465,455,192.00	0.999820	26	68
Average	1.3784%	0.000037763	\$6,234,513,621.18		29	76

This Page
Intentionally
Left Blank

Workshop

Item 3

HIDALGO COUNTY REGIONAL MOBILITY AUTHORITY

AGENDA RECOMMENDATION FORM

BOARD OF DIRECTORS	<u> X </u>	AGENDA ITEM	<u> 3 </u>
PLANNING COMMITTEE	<u> </u>	DATE SUBMITTED	<u> 01/09/18 </u>
FINANCE COMMITTEE	<u> </u>	MEETING DATE	<u> 01/23/18 </u>
TECHNICAL COMMITTEE	<u> </u>		

1. Agenda Item: **WORKSHOP ITEM 3 - ANNUAL REVIEW OF THE HIDALGO COUNTY REGIONAL MOBILITY AUTHORITY INVESTMENT POLICY**
2. Nature of Request: (Brief Overview) Attachments: X Yes No
Annual review of the HCRMA Investment Policy as required by Public Fund Investment Act. No changes are proposed at this time.
3. Policy Implication: Board Policy, Local Government Code, Texas Government Code, Texas Transportation Code, TxDOT Policy
4. Budgeted: Yes No X N/A
5. Staff Recommendation: Review only
6. Program Manager's Recommendation: Approved Disapproved X None
7. Planning Committee's Recommendation: Approved Disapproved X None
8. Board Attorney's Recommendation: Approved Disapproved X None
9. Chief Auditor's Recommendation: Approved Disapproved None
10. Chief Financial Officer's Recommendation: X Approved Disapproved None
11. Chief Development Engineers' Recommendation: Approved Disapproved X None
12. Chief Construction Engineer's Recommendation: Approved Disapproved X None
13. Executive Director's Recommendation: X Approved Disapproved None

Investment Policy

I. Scope

This policy applies to the investment of short-term operating funds and proceeds from certain bond issues. Longer-term funds, including investments of employees' investment retirement funds, are covered by a separate policy.

1. **Pooling of Funds** Except for cash in certain restricted and special funds, Hidalgo County Regional Mobility Authority (RMA) will consolidate cash balances from all funds to maximize investment earnings. Investment income will be allocated to the various funds based on their respective participation and in accordance with generally accepted accounting principles.

II. General Objectives

The primary objectives, in priority order, of investment activities shall be safety, liquidity, and yield:

1. **Safety** Safety of principal is the foremost objective of the investment program. Investments shall be undertaken in a manner that seeks to ensure the preservation of capital in the overall portfolio. The objective will be to mitigate credit risk and interest rate risk.

a. **Credit Risk** Hidalgo County RMA will minimize credit risk, the risk of loss due to the failure of the security issuer or backer, by:

- Limiting investments to the safest types of securities and the highest credit quality investment counterparts
- Qualifying the financial institutions, broker/dealers, intermediaries, counterparties, investment agreement providers, and investment advisers with which Hidalgo County RMA will do business
- Diversifying the investment portfolio so that potential losses on individual securities will be minimized.

b. **Interest Rate Risk** Hidalgo County RMA will minimize the risk that the market value of securities in the portfolio will fall due to changes in general interest rates, by:

- Structuring the investment portfolio so that securities mature to meet cash requirements for ongoing operations, thereby avoiding the need to sell securities on the open market prior to maturity (matching cash flow requirement with investment cash flow)
- Investing operating funds primarily in shorter-term securities, money market mutual funds, or similar investment pools.

2. **Liquidity** The investment portfolio shall remain sufficiently liquid to meet all operating requirements that may be reasonably anticipated. This is accomplished by structuring the portfolio so that securities mature concurrent with cash needs to meet anticipated demands (static liquidity). Furthermore, since all possible cash demands cannot be anticipated, the portfolio should consist largely of securities with active secondary or resale markets (dynamic liquidity). A portion of the portfolio also may be placed in money market mutual funds or local government investment pools which offer same-day liquidity for short-term funds. Investment agreements that provide cash flow flexibility may also be used.
3. **Yield** The investment portfolio shall be designed with the objective of attaining a market rate of return throughout budgetary and economic cycles, taking into account the investment risk constraints and liquidity needs. Return on investment is of subordinated importance compared to the safety and liquidity objectives described above. The core of investments are limited to relatively low risk securities in anticipation of earning a fair return relative to the risk being assumed. Securities shall not be sold prior to maturity with the following exceptions:
 - A security with declining credit may be sold early to minimize loss of principal.
 - A security swap would improve the quality, yield, or target duration in the portfolio.
 - Liquidity needs of the portfolio require that the security be sold.

III. Standards of Care

1. **Prudence** The standard of prudence to be used by investment officials shall be the "prudent person" standard and shall be applied in the context of managing an overall portfolio. Investment officers acting in accordance with written procedures and this investment policy and exercising due diligence shall be relieved of personal responsibility for an individual security's credit risk or market price changes, provided deviations from expectations are reported in a timely fashion and the liquidity and the sale of securities are carried out in accordance with the terms of this policy.

Investments shall be made with judgment and care, under circumstances then prevailing, which persons of prudence, discretion and intelligence exercise in the management of their own affairs, not for speculation, but for investment, considering the probable safety of their capital as well as the probable income to be derived.

2. **Ethics and Conflicts of Interest** Officers and employees involved in the investment process shall refrain from personal business activity that could conflict with the proper execution and management of the investment program, or that could impair their ability to make impartial decisions. Employees and investment officials shall disclose any material interests in financial institutions with which they conduct business. They shall further disclose any personal financial/investment positions that could be related to the performance of the investment portfolio. Employees and officers shall refrain from undertaking personal investment transactions with the same individual with whom business is conducted on behalf of Hidalgo County RMA.
3. **Delegation of Authority** Authority to manage the investment program is granted to a designated official as appointed by the Board, hereinafter referred to as "investment officer", and derived from the following: Texas Public Fund Investment Act. Responsibility for the operation of the investment program is hereby delegated to the investment officer, who shall

act in accordance with established written procedures and internal controls for the operation of the investment program consistent with this investment policy. Procedures should include references to: safekeeping, delivery vs. payment, investment accounting, repurchase agreements, wire transfer agreements, and collateral/depository investment agreements. No person may engage in an investment transaction except as provided under the terms of this policy and the procedures established by the investment officer. The investment officer shall be responsible for all transactions undertaken and shall establish a system of controls to regulate the activities of subordinate officials.

IV. Financial Dealers and Institutions

1. **Authorized Financial Dealers and Institutions** A list will be maintained of financial institutions authorized to provide investment services. In addition, a list also will be maintained of approved security broker/dealers selected by creditworthiness (e.g., a minimum capital requirement of \$10,000,000 and at least five years of operation). These may include, but are not limited to, "primary" dealers or regional dealers that qualify under Securities and Exchange Commission (SEC) Rule 15C3-1 (uniform net capital rule).

All financial institutions and broker/dealers who desire to become qualified for investment transactions must supply the following as appropriate:

- Audited financial statements
- Proof of National Association of Securities Dealers (NASD) certification, as appropriate
- Proof of state registration, as appropriate
- Completed broker/dealer questionnaire, as appropriate
- Certification of having read and understood the Hidalgo County RMA investment policy.

An annual review of the financial condition and registration of qualified financial institutions and broker/dealers will be conducted by the investment officer.

From time to time, the investment officer may choose to invest in instruments offered by minority and community financial institutions. In such situations, a waiver to the criteria under Paragraph 1 may be granted. All terms and relationships will be fully disclosed prior to purchase and will be reported to the appropriate entity on a consistent basis and should be consistent with state or local law. These types of investment purchases should be approved by the appropriate legislative or governing body in advance.

2. **Internal Controls** The investment officer is responsible for establishing and maintaining an internal control structure designed to ensure that the assets of Hidalgo County RMA are protected from loss, theft or misuse. The internal control structure shall be designed to provide reasonable assurance that these objectives are met. The concept of reasonable assurance recognizes that (1) the cost of a control should not exceed the benefits likely to be derived and (2) the valuation of costs and benefits requires estimates and judgments by management.

Accordingly, the investment officer shall establish a process for an annual independent review by an external auditor to assure compliance with policies and procedures. The internal controls shall address the following points:

- Control of collusion
- Separation of transaction authority from accounting and recordkeeping
- Custodial safekeeping
- Avoidance of physical delivery securities
- Clear delegation of authority to subordinate staff members
- Written confirmation of transactions for investments and wire transfers
- Development of a wire transfer agreement with the lead bank and third-party custodian

3. **Delivery vs. Payment** All trades where applicable will be executed by delivery vs. payment (DVP) to ensure that securities are deposited in an eligible financial institution prior to the release of funds. Securities will be held by a third-party custodian as evidenced by safekeeping receipts.

V. Suitable and Authorized Investments

In accordance with authorizing Federal and State laws, the Trust Agreements, the Authority's depository contract, and appropriate approved collateral provisions, and in furtherance of the Investment Strategy Statement attached hereto, the Authority may utilize the following investments for the investment of the Authority's funds:

Obligations of or Guaranteed by Governmental Entities

- a) Obligations of the United States or its agencies and instrumentalities, excluding mortgage-backed securities.
- b) Direct obligations of the State of Texas or its agencies and Instrumentalities.
- c) Other obligations, the principal and interest of which are unconditionally guaranteed or insured by, or backed by the full faith and credit of, the State of Texas or the United States or their respective agencies and instrumentalities.
- d) Obligations of states, agencies, counties, cities, and other political subdivisions of any state rated as to investment quality by a nationally recognized investment rating firm not less than A or its equivalent.
- e) Certificates of Deposit and Share Certificates

A certificate of deposit, or share certificate meeting the requirements of the Act that are issued by or through a depository institution that either has its main office, or a branch in the State of Texas that is (1) guaranteed or insured by the Federal Deposit Insurance Corporation, or its successor or the National Credit Union Share Insurance Fund or its successor; (2) secured by obligations described in clauses (a)-(d) above, excluding mortgage-backed securities directly issued by a federal agency or instrumentality that have a market value of not less than the principal amount of

the certificates and those mortgage-backed securities listed in Section 16.0; or (3) secured in any other manner and amount provided by law for deposits of the Authority.

In addition to Hidalgo County RMA to invest funds in certificates of deposit above, an investment in certificates of deposit made in accordance with the following conditions is an authorized investment under this policy:

1. The funds are invested by Hidalgo County RMA through: (1) a broker that has its main office or a branch office in the State of Texas and is selected from a list adopted by Hidalgo County RMA as required by Section IV(1) of this Investment Policy; or (2) a depository institution that has its main office or a branch office in the State of Texas and that is selected by the investing entity.
2. The broker or the depository institution selected by the investing entity under subparagraph (i) above arranges for the deposit of the funds in certificates of deposit in one or more federally insured depository institutions, wherever located, for the account of Hidalgo County RMA.
3. the full amount of the principal and accrued interest of each of the certificates of deposit is insured by the United States or an instrumentality of the United States; and
4. Hidalgo County RMA appoints the depository institution selected by Hidalgo County RMA under subparagraph (i) above, an entity described by Section 2257.041(d) of the Act, or a clearing broker-dealer registered with the Securities and Exchange Commission and operating pursuant to Securities and Exchange Commission Rule 15c3-3 (17 C.F.R. Section 240.15c3-3) as custodian for the investing entity with respect to the certificates of deposit issued for the account of the investing entity.

f) Repurchase Agreements

A fully collateralized repurchase agreement that (1) has a defined termination date; (2) is secured by obligations described in clause (a) above; (3) requires the securities being purchased by the Authority to be pledged to the Authority, held in the Authority's name, and deposited at the time the investment is made with the Authority or with a third party selected and approved by the Authority; and (4) is placed through a primary government securities dealer, as defined by the Federal Reserve, or a financial institution doing business in the State of Texas. "Repurchase agreement" means a simultaneous agreement to buy, hold for a specified time, and sell back at a future date obligations described in clause (a) above, at a market value at the time the funds are disbursed of not less than the principal amount of the funds disbursed. The term includes a direct security repurchase agreement and reverse security repurchase agreement.

Notwithstanding any other law, the term of any reverse security repurchase agreement may not exceed 180 days after the date the reverse security repurchase agreement is delivered. Money received by the Authority under the terms of a reverse security repurchase agreement shall be used to acquire additional authorized investments, but the term of authorized investments acquired must mature not later than the expiration date stated in the reverse security repurchase agreement. The Authority requires the execution of a Master Repurchase Agreement in substantially the form as may be prescribed by The Bond Market Association.

g) Banker's Acceptance

A Bankers' acceptance that (1) has a stated maturity of 270 days or fewer from the date of its issuance; (2) will be, in accordance with its terms, liquidated in full at maturity; (3) is eligible for collateral for borrowing from a Federal Reserve Bank; and (4) is accepted by a bank organized and existing under the laws of the United States or any state, if the short-term obligations of the bank,

or of a bank holding company of which the bank is the largest subsidiary, are rated not less than A-1 or P-1 or an equivalent rating of at least one nationally recognized credit rating agency. Such transactions shall not exceed 5% of the total Authority's Investment Portfolio, and all such endorsing banks shall come only from a list of entities that are constantly monitored as to financial solvency.

h) Commercial Paper

Commercial Paper that (1) has a stated maturity of 270 days or fewer from the date of its issuance; and (2) is rated not less than A-1 or P-1 or an equivalent rating by at least (A) two nationally recognized credit rating agencies or (B) one nationally recognized credit rating agency and is fully secured by an irrevocable letter of credit issued by a bank organized and existing under the laws of the United States or any State. Such transactions shall not exceed 25% of the total Authority's Investment Portfolio with no more than 5% in any one issuer or its subsidiaries.

i) Mutual Funds

A no-load money market mutual fund that (1) is registered with and regulated by the Securities and Exchange Commission; (2) provides the Authority with a prospectus and other information required by the Securities Exchange Act of 1934 or the Investment Company Act of 1940; (3) has a dollar-weighted average stated maturity of 90 days or fewer; and (4) includes in its investment objectives the maintenance of a stable net asset value of \$1 for each share.

A no-load mutual fund that (1) is registered with the Securities and Exchange Commission; (2) has an average weighted maturity of less than two years; (3) is invested exclusively in obligations described in this Section 14.0; (4) is continuously rated as to investment quality by at least one nationally recognized investment rating firm of not less than AAA or its equivalent; and (5) conforms to the requirements set forth in Sections 2256.016(b) and (c) of the Act, relating to the eligibility of investment pools to receive and invest funds of investing entities.

The Authority is not authorized to (1) invest in the aggregate more than 15% of its monthly average fund balance, excluding bond proceeds and reserves and other funds held for debt service, in mutual funds described in the immediately preceding paragraph; (2) invest any portion of bond proceeds, reserves and funds held for debt service, in mutual funds described in the immediately preceding paragraph; or (3) invest its funds or funds under its control, including bond proceeds and reserves and other funds held for debt service, in any one mutual fund described in either paragraph above in an amount that exceeds 10% of the total assets of the mutual fund. In addition, the total assets invested in any single mutual fund may not exceed 5% of the Authority's average fund balance, excluding bond proceeds and reserves and other funds held for debt service.

With regard to Money Market Mutual Funds, the Authority is not authorized to invest its funds in any one money market mutual fund in an amount that exceeds 5% of the total assets of the money market mutual fund.

j) Investment Pools

The Authority may invest its funds and funds under its control through an eligible investment pool if the Board of Directors by official action authorizes investment in the particular pool. An investment pool shall invest the funds it receives from entities in authorized investments permitted by the Act. The Authority may invest its funds through an eligible investment pool if the pool provides to the Investment Officer an offering circular or other similar disclosure document that contains, at a minimum, the following information:

- 1) The types of investments in which money is allowed to be invested.

- 2) The maximum average dollar-weighted maturity allowed, based on the stated maturity date, of the pool.
- 3) The maximum stated maturity date any investment security within the portfolio has.
- 4) The objectives of the pool.
- 5) The size of the pool.
- 6) The names of the members of the advisory board of the pool and the dates their terms expire.
- 7) The custodian bank that will safe keep the pool's assets.
- 8) Whether the intent of the pool is to maintain a net asset value of \$1 and the risk of market price fluctuation.
- 9) Whether the only source of payment is the assets of the pool at market value or whether there is a secondary source of payment, such as insurance or guarantees, and a description of the secondary source of payment.
- 10) The name and address of the independent auditor of the pool.
- 11) The requirements to be satisfied for an entity to deposit funds in and withdraw funds from the pool and any deadlines or other operating policies required for the entity to invest funds in and withdraw funds from the pool.
- 12) The performance history of the pool, including yield, average dollar-weighted maturities, and expense ratios.

To maintain eligibility to receive funds from and invest funds on behalf of the Authority, an investment pool must be continuously rated no lower than AAA, AAA-m, and AAA-f or at an equivalent rating of at least one nationally recognized rating service and must furnish to the Investment Officer: (i) Investment transaction confirmations and (ii) A monthly report that contains, at a minimum, the following information:

- 1) The types and percentage breakdown of securities in which the pool has invested.
- 2) The current average dollar-weighted maturity, based on the stated maturity date of the pool.
- 3) The current percentage of the pool's portfolio in investments that have stated maturities of more than one year.
- 4) The book value versus the market value of the pool's portfolio, using amortized cost valuation.
- 5) The size of the pool.
- 6) The number of participants in the pool.
- 7) The custodian bank that is safekeeping the assets of the pool.
- 8) A listing of daily transaction activity of the Authority in the pool.
- 9) The yield and expense ratio of the pool.
- 10) The portfolio managers of the pool.
- 11) Any changes or addenda to the offering circular.

The Authority by contract may delegate to an investment pool the Authority to hold legal title as custodian of investments purchased with its local funds.

For purposes of investment in an investment pool, "yield" shall be calculated in accordance with regulations governing the registration of open-end management investment companies under the Investment Company Act of 1940, as promulgated from time to time by the federal Securities and Exchange Commission.

To be eligible to receive funds from and invest funds on behalf of the Authority, a public funds investment pool created to function as a money market mutual fund must mark its portfolio to market daily, and, to the extent reasonably possible, stabilize at a \$1 net asset value. If the ratio of the market value of the portfolio divided by the book value of the portfolio is less than 0.995 or greater than 1.005, portfolio holdings shall be sold as necessary to maintain the ratio between 0.995 and 1.005.

To be eligible to receive funds from and invest funds on behalf of the Authority, a public funds investment pool must have an advisory board composed:

- 1) Equally of participants in the pool and other persons who do not have a business relationship with the pool and are qualified to advise the pool, for a public funds investment pool created under Chapter 791, Texas Government Code, and managed by a state agency; or
- 2) Of participants in the pool and other persons who do not have a business relationship with the pool and are qualified to advise the pool, for other investment pools.

k) Guaranteed Investment Contracts

A Guaranteed Investment Contract is an authorized investment for bond proceeds if the guaranteed investment contract:

- 1) Has a defined termination date;
- 2) Is secured by obligations described by clause (a) above, but excluding those obligations described by Section 16.0 herein in an amount at least equal to the amount of bond proceeds invested under the contract;
- 3) Is pledged to the Authority and deposited with the Authority or with a third party selected and approved by the Authority; and
- 4) Meets the following requirements:
 - a) The Board of Directors of the Authority must specifically authorize guaranteed investment contracts as an eligible investment in the order, ordinance, or resolution authorizing the issuance of bonds;
 - b) The Authority must receive bids from at least three separate providers with no material financial interest in the bonds from which proceeds were received;

- c) The Authority must purchase the highest yielding guaranteed investment contract for which a qualifying bid is received;
- d) The price of the guaranteed investment contract must take into account the reasonably expected drawdown schedule for the bond proceeds to be reinvested; and

The provider must certify the administrative costs reasonably expected to be paid to third parties in connection with the guaranteed investment contract.

The following are not authorized investments under this Section V:

1. Obligations whose payment represents the coupon payments on the outstanding principal balance of the underlying mortgage-backed security collateral and pays no principal;
2. Obligations whose payment represents the principal stream of cash flow from the underlying mortgage-backed security collateral and bears no interest;
3. Collateralized mortgage obligations that have a stated final maturity date of greater than 10 years; and.
4. Collateralized mortgage obligations the interest rate of which is determined by an index that adjusts opposite to the changes in a market index.

VI. Investment Parameters

1. Diversification The investments shall be diversified by:

- limiting investments to avoid over concentration in securities from a specific issuer or business sector (excluding U.S. Treasury securities),
- limiting investment in securities that have higher credit risks,
- investing in securities with varying maturities, and
- continuously investing a portion of the portfolio in readily available funds such as local government investment pools (LGIPs), money market funds or repurchase agreements to ensure that appropriate liquidity is maintained in order to meet ongoing obligations.

2. Maximum Maturities To the extent possible, Hidalgo County RMA shall attempt to match its investments with anticipated cash flow requirements. Unless matched to a specific cash flow, the Hidalgo County RMA will not directly invest in securities maturing more than five (5) years from the date of purchase or in accordance with state and local statutes and ordinances. Hidalgo County RMA shall adopt weighted average maturity limitations (which often range from 90 days to 3 years), consistent with the investment objectives.

Reserve funds and other funds with longer-term investment horizons may be invested in securities exceeding five (5) years if the maturity of such investments are made to coincide as nearly as practicable with the expected use of funds. The intent to invest in securities with longer maturities shall be disclosed in writing to the legislative body.

Because of inherent difficulties in accurately forecasting cash flow requirements, a portion of the portfolio should be continuously invested in readily available funds such as LGIPs, money market funds, or overnight repurchase agreements to ensure that appropriate liquidity is maintained to meet ongoing obligations.

VII. Reporting

1. **Methods** The investment officer shall prepare an investment report at least quarterly, including a management summary that provides an analysis of the status of the current investment portfolio and transactions made over the last quarter. This management summary will be prepared in a manner which will allow Hidalgo County RMA to ascertain whether investment activities during the reporting period have conformed to the investment policy. The report should be provided to the investment officer, the legislative body, and any pool participants. The report will include the following:
 - Listing of individual securities held at the end of the reporting period.
 - Realized and unrealized gains or losses resulting from appreciation or depreciation by listing the cost and market value of securities over one-year duration that are not intended to be held until maturity (in accordance with Governmental Accounting Standards Board (GASB) requirements).
 - Average weighted yield to maturity of portfolio on investments as compared to applicable benchmarks.
 - Listing of investment by maturity date.
 - Percentage of the total portfolio which each type of investment represents.
2. **Performance Standards** The investment portfolio will be managed in accordance with the parameters specified within this policy. The portfolio should obtain a market average rate of return during a market/economic environment of stable interest rates.
3. **Marking to Market** The market value of the portfolio shall be calculated at least quarterly and a statement of the market value of the portfolio shall be issued at least quarterly. In defining market value, considerations should be given to the GASB Statement 31 pronouncement.

VIII. Policy Considerations

1. **Exemption** Any investment currently held that does not meet the guidelines of this policy shall be exempted from the requirements of this policy. At maturity or liquidation, such monies shall be reinvested only as provided by this policy
2. **Amendments** This policy shall be reviewed on an annual basis. Any changes must be approved by the investment officer and any other appropriate authority, as well as the individual(s) charged with maintaining internal controls.

IX. List of Attachments

The following documents, as applicable, are (or may be in the future) attached to this policy:

- Listing of authorized personnel,
- Repurchase agreements and tri-party agreements,
- Listing of authorized broker/dealers and financial institutions,
- Credit studies for securities purchased and financial institutions used,
- Safekeeping agreements,
- Wire transfer agreements,
- Sample investment reports, and
- Methodology for calculating rate of return.

This Page
Intentionally
Left Blank

Item 1A

HIDALGO COUNTY REGIONAL MOBILITY AUTHORITY

AGENDA RECOMMENDATION FORM

**BOARD OF DIRECTORS
PLANNING COMMITTEE
FINANCE COMMITTEE
TECHNICAL COMMITTEE**

X

AGENDA ITEM	DATE SUBMITTED	MEETING DATE
-------------	----------------	--------------

1A
1/15/18
1/23/18

1. Agenda Item: **REPORT ON PROGRAM MANAGEMENT ACTIVITY FOR 365 TOLLWAY AND IBTC PROJECTS.**
2. Nature of Request: (Brief Overview) Attachments: X Yes No
Report on Program Management Activity for 365 Tollway and IBTC Projects.
3. Policy Implication: Board Policy, Local Government Code, Texas Government Code, Texas Transportation Code, TxDOT Policy
4. Budgeted: Yes No X N/A
5. Staff Recommendation: **Report only**
6. Program Manager's Recommendation: Approved Disapproved X None
7. Planning Committee's Recommendation: Approved Disapproved X None
8. Board Attorney's Recommendation: Approved Disapproved X None
9. Chief Auditor's Recommendation: Approved Disapproved X None
10. Chief Financial Officer's Recommendation: Approved Disapproved X None
11. Chief Development Engineer's Recommendation: Approved Disapproved X None
12. Chief Construction Engineer's Recommendation: Approved Disapproved X None
13. Executive Director's Recommendation: Approved Disapproved X None



HCRMA
HIDALGO COUNTY REGIONAL MOBILITY AUTHORITY

BOARD OF DIRECTORS MEETING FOR JANUARY 2018

HCRMA Board of Directors

S. David Deanda, Jr., Chairman

Forrest Runnels, Vice-Chairman

Ricardo Perez, Secretary/Treasurer

R. David Guerra, Director

Paul S. Moxley, Director

Alonzo Cantu, Director

Josue Reyes, Director

HCRMA Staff

Pilar Rodriguez, PE, Executive Dir.

Ramon Navarro IV, PE, CFM, Chief Construction Eng.

Eric Davila, PE, CFM, Chief Development Eng.

Carlos "CJ" Moreno, Jr., Acquisition Coord.

Celia Gaona, CIA, Chief Auditor/Compliance Ofcr.

Jose Castillo, Chief Financial Ofcr.

Sergio Mandujano, Constr. Records Keeper

Maria Alaniz, Admin. Assistant

Flor E. Koll, Admin. Assistant III (Constr.)

General Engineering Consultant

HDR ENGINEERING, INC.

***Report on HCRMA Program Management Activity
Chief Development Engineer – Eric Davila, PE, PMP, CFM***

► OVERVIEW

- ❑ 365 TOLL Project Overview
- ❑ IBTC Project Overview
- ❑ Overweight Permit Summary
- ❑ Construction Economics Update

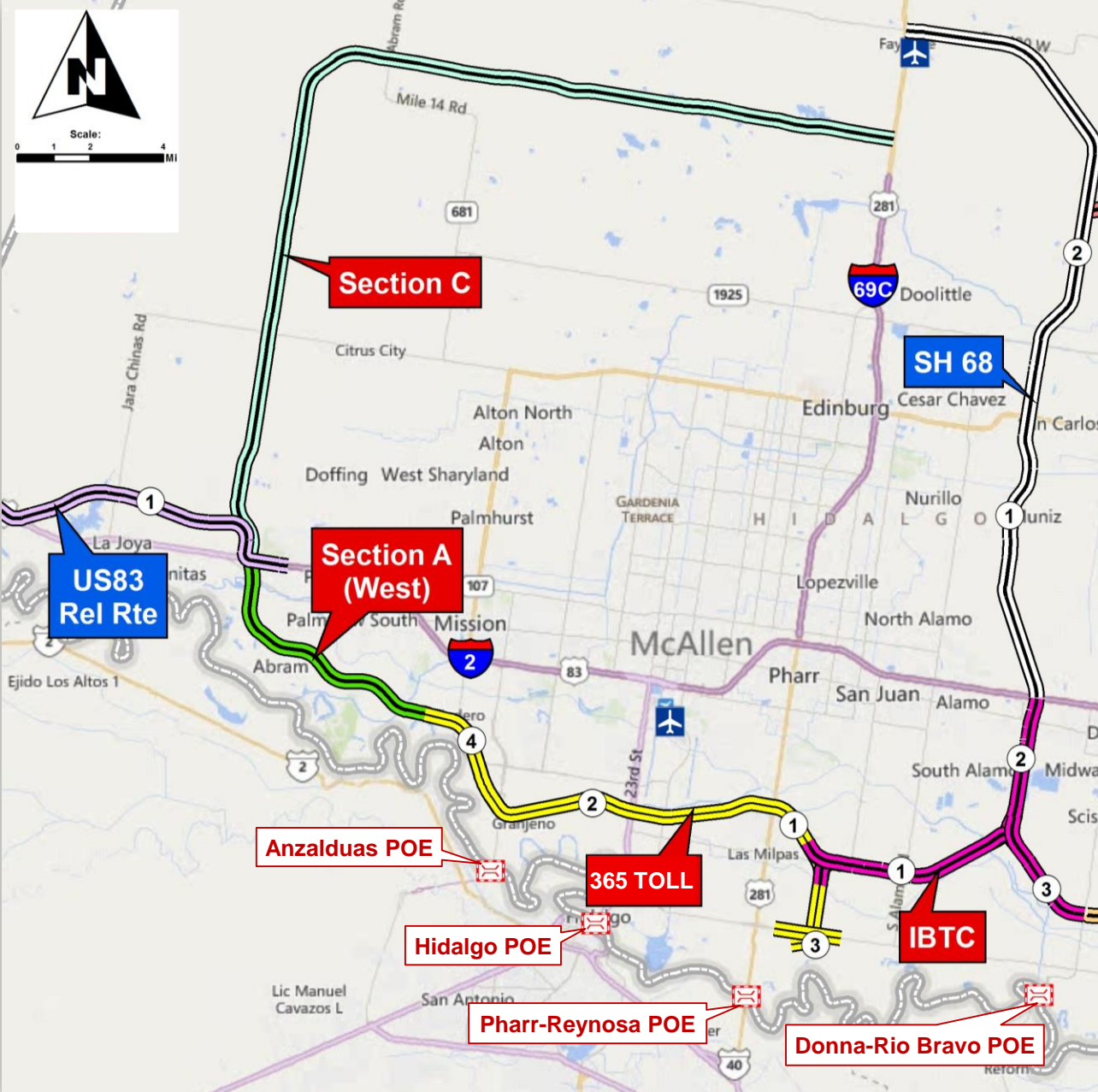
MISSION STATEMENT:

“To provide our customers with a rapid and reliable alternative for the safe and efficient movement of people, goods and services”



HCRMA STRATEGIC PLAN

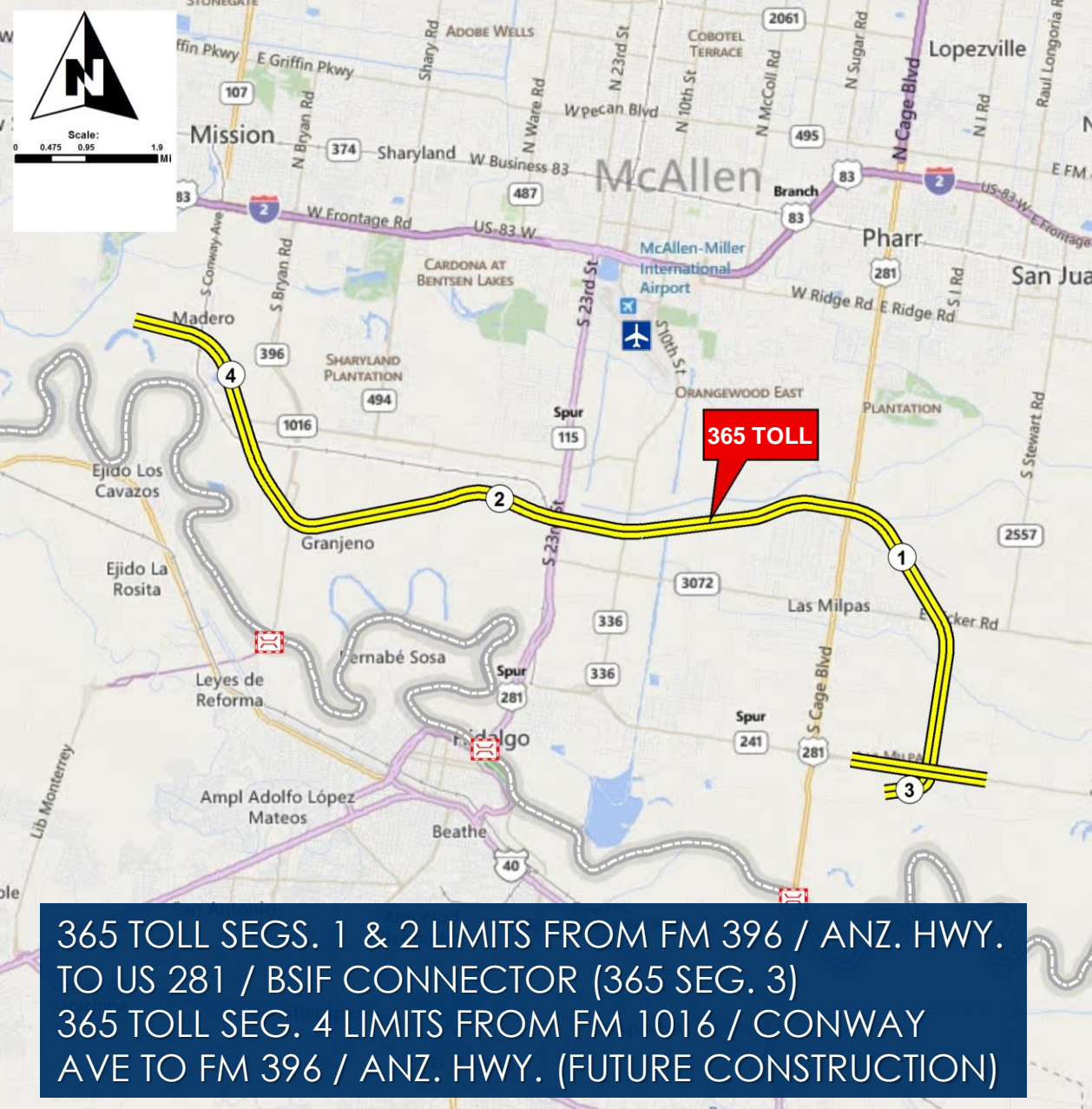
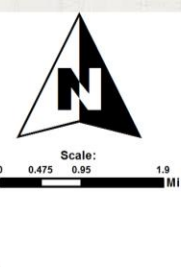
DEVELOP THE
INFRASTRUCTURE TO
SERVE A POPULATION
OF APPROXIMATELY
800,000 RESIDENTS
AND
5 INTERNATIONAL
PORTS OF ENTRY



► SYSTEMWIDE TASKS

- ❑ Continued Management of HCRMA ProjectWise System
 - Used for our all electronic core DESIGN and CONSTR related filing and coordination.
- ❑ Continued Management of HCRMA FTP System
 - User group workspaces created, all systems nominal.
- ❑ Microsoft Office 365 Migration
 - Transferred domain/webhosting to HCRMA hosted solution.
- ❑ Continued update of New HCRMA GIS Website
 - <http://hcrma.net/GIS-public.html>





365 TOLL SEGS. 1 & 2 LIMITS FROM FM 396 / ANZ. HWY.
TO US 281 / BSIF CONNECTOR (365 SEG. 3)
365 TOLL SEG. 4 LIMITS FROM FM 1016 / CONWAY
AVE TO FM 396 / ANZ. HWY. (FUTURE CONSTRUCTION)



MAJOR MILESTONES:

NEPA CLEARANCE
07/03/2015

95% ROW AS OF
06/30/2017

PH 1: 365 SEG. 3 –
LET: 08/2015
STARTED: 02/2016

PH 2: 365 TOLL
SEGS. 1 & 2 –
LETTING: 10/2017
START: 01/2018



► 365 TOLL

365 TOLL

□ Advance Planning

- Env.: Final USIBWC No Objection Letter acquired.
- Surveys: SUE complete, “gap” parcels ongoing for public Row that needs to eventually get incorporated into HCRMA ROW Map.
- ROW Acquisition: 25 parcels remaining (23 final resolution with irrigation districts), representing 5% of the remaining area.
- Utility Relo.: Ongoing
- Drainage Outfalls: HCDD1 Providing Schematics End of Sept 2017 for priority 1 outfalls.



► 365 TOLL

365 TOLL

□ Design (PS&E):

- Segment engineers addressing TxDOT 100% comments.

□ Bid Phase

- Formal announcement posted to website:
<http://hcrma.net/bids.html>
- CivCAST Highlights
 - All Electronic Bidding Process
 - 308 Plan Holders
 - 280 Questions Asked (100% of them answered).
 - 450 plan sheet revisions coordinated / issued over 4 addenda.



► 365 TOLL

❑ Post-NEPA Activity:

- USIBWC Coordination during Construction
- USACE 404 Site Grading Improvements

❑ GEC Activity (HDR Engineering, Inc.):

- Conducted due diligence on construction costs and operational modeling.
- GEC Report 98% complete.

❑ Finance:

- Construction / operations modeling ongoing.
- Coordinating Maps / content necessary for prelim. official statement (POS).



❑ Advance Planning

- Env.: Classification Letter and Scoping Toolkit Submitted Aug 2017
 - TxDOT concurred with the EA Classification
 - IBTC EA scope has been developed with Blanton & Associates and WA #2 prepared for Board review / possible approval.
- Surveys (65% complete)
- ROW Acquisition (33% complete)
- Utility Relo. (25%, SUE done, process initiated)

❑ Design (PS&E, 50% complete):

- On Hold

❑ Related Construction:

- IBTC Lift Sta Relo (as part of ETT Agreement)
- Demos of HCRMA-Acquired Structures within IBTC / Red River area.





Scale:

0 1 2 4 MI

Hidalgo County

FM 1925 (Seg. 1 & 2
from I-69C to I-69E)
* Joint project between
HCRMA, CCRMA, and
TxDOT.

Willacy County

Cameron County

Pharr-Reynosa
POE

Donna-
Rio Bravo
POE

Progreso
POE

Los Indios
POE

FM 1925

(COLLABORATION W/ TXDOT,
CCRMA, AND HCRMA)

DESCRIPTION:

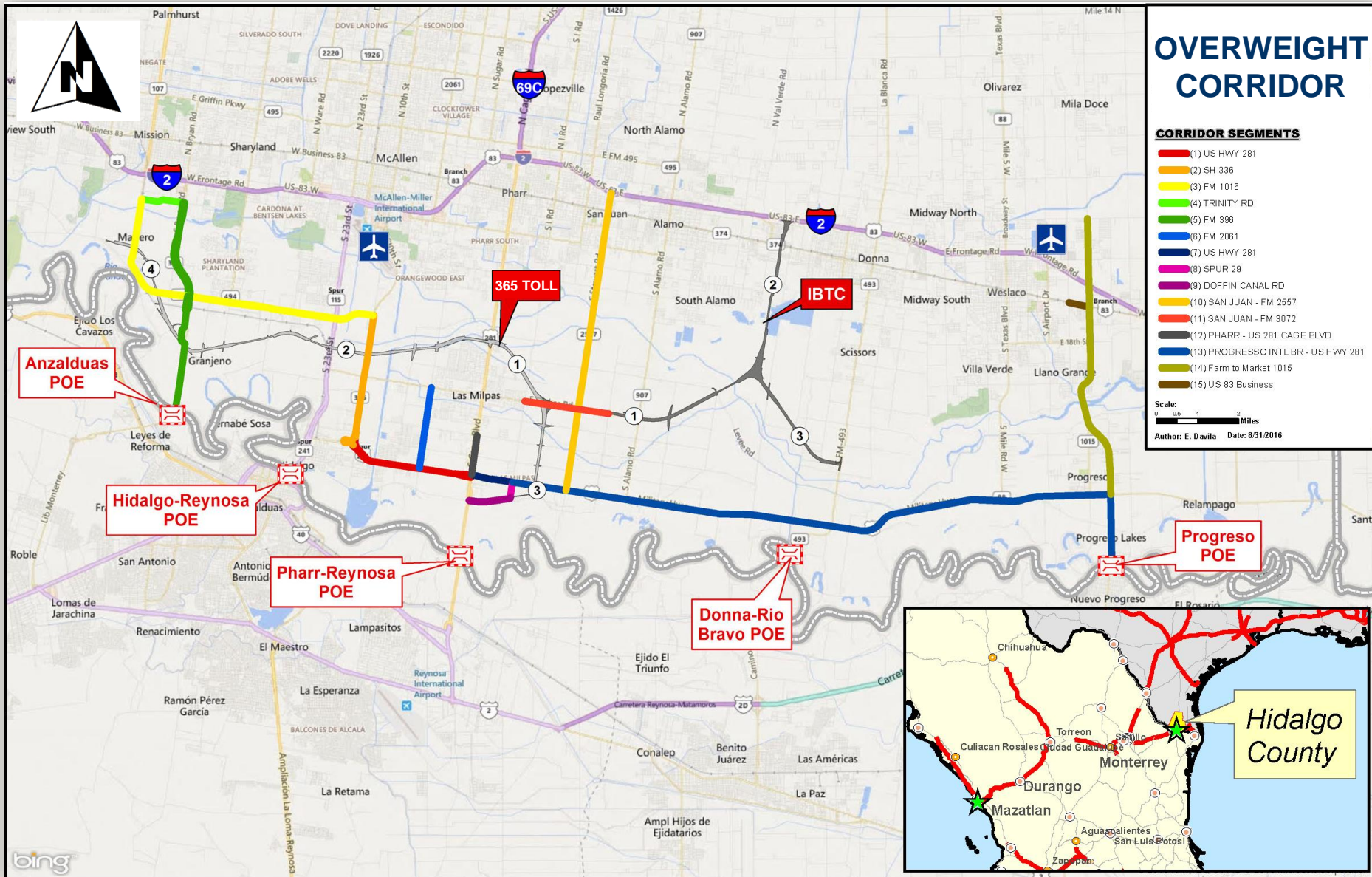
- ▶ PROJECT LENGTH IS APPROX. 27 MI
- ▶ FROM I-69C IN HIDALGO COUNTY TO I-69-E IN CAMERON COUNTY
- ▶ KEY PARALLEL CORRIDOR TO I-2 WITH IMPORTANCE TO MOBILITY PROJECTS BY TXDOT, CCRMA AND HCRMA



► FM 1925

- ❑ TxDOT Committed Supplemental Development Authority Funds for the Entire 27 Mile Corridor as an expressway facility.
- ❑ TxDOT has committed to funding the development of the Schematic Design and Environmental documents.





► 2017 OVERWEIGHT PERMITS 01/01 –12/31

OW

Total Permits Issued:	37,048
Total Amount Collected:	\$ 3,536,079
■ Convenience Fees:	\$ 94,399
■ Total Permit Fees:	\$ 3,441,680
– Pro Miles:	\$ 111,144
– TxDOT:	\$ 2,925,428
– HCRMA:	\$ 405,108



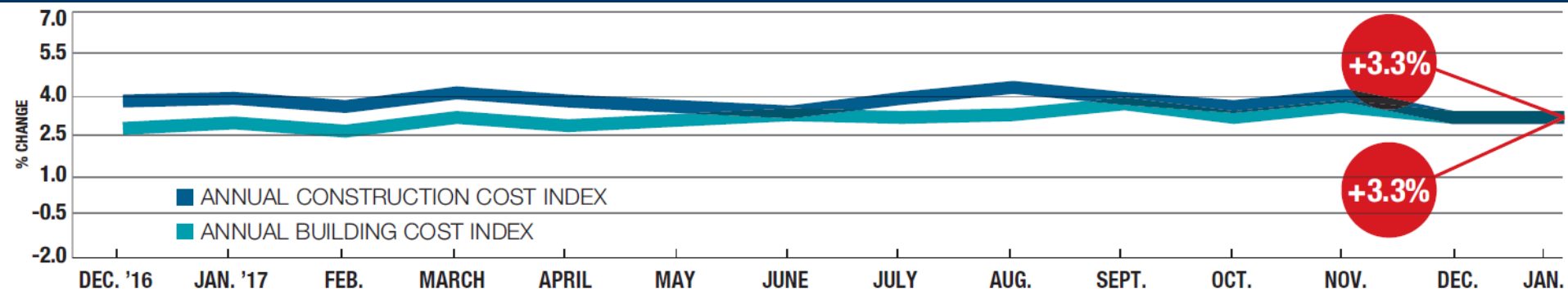
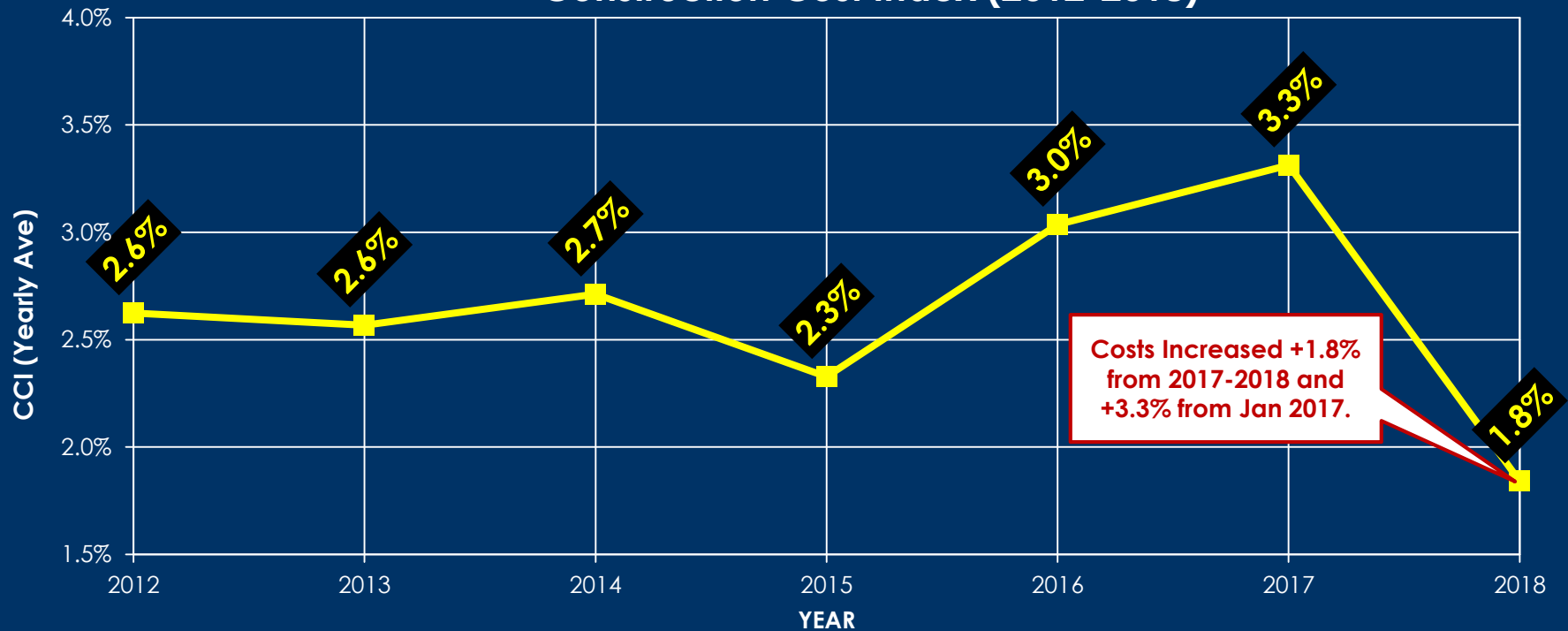
► 2018 OVERWEIGHT PERMITS 01/01 –01/12

Total Permits Issued:	987
Total Amount Collected:	\$ 202,926
■ Convenience Fees:	\$ 5,526
■ Total Permit Fees:	\$ 197,400
– Pro Miles:	\$ 2,961
– TxDOT:	\$ 167,790
– HCRMA:	\$ 26,649



► CONSTR. ECON. DIGEST JAN 2018

Construction Cost Index (2012-2018)



► CONSTR. ECON. DIGEST JAN 2018

- The 20-city average price for liquid asphalt has changed as follows:
 - Price decreased 0.1% since Dec 2017
 - Price increased 5.0 % since Jan 2017



20-CITY AVERAGE

ITEM	UNIT	\$PRICE	%MONTH	%YEAR
ASPHALT PAVING				
PG 58	[VU	378.64	-0.1	+5.0
Cutback, MC800	[VU	386.86	0.0	+0.7
Emulsion, RAPID SET	[VU	358.86	0.0	-0.1
Emulsion, SLOW SET	[VU	369.12	0.0	+0.3
PORTLAND CEMENT				
Type one	[VU	114.02	+0.1	+1.1
MASONRY CEMENT				
70-lb	[HN	9.39	0.0	+6.8
CRUSHED STONE				
Base course	[VU	10.03	0.0	0.0
Concrete course	[VU	10.84	-0.1	+0.1
Asphalt course	[VU	11.14	0.0	+1.1
SAND				
Concrete	[VU	9.11	-0.1	-0.2
Masonry	[VU	11.02	0.0	0.0
READY-MIX CONCRETE				
3,000 psi	['J	114.53	+0.1	+2.4
4,000 psi	['J	133.20	+0.1	+13.5
5,000 psi	['J	155.32	+0.2	+27.0
CONCRETE BLOCK				
Normal weight: 8" x 8" x 16"	[J	134.64	0.0	-3.1
Lightweight: 8" x 8" x 16"	[J	167.82	-0.1	+0.5
12" x 8" x 16"	[J	179.01	0.0	+2.2

This Page
Intentionally
Left Blank

Item 1B

HIDALGO COUNTY REGIONAL MOBILITY AUTHORITY

AGENDA RECOMMENDATION FORM

BOARD OF DIRECTORS	<u> X </u>	AGENDA ITEM	<u> 1B </u>
PLANNING COMMITTEE	<u> </u>	DATE SUBMITTED	<u> 1/15/2018 </u>
FINANCE COMMITTEE	<u> </u>	MEETING DATE	<u> 1/23/2018 </u>
TECHNICAL COMMITTEE	<u> </u>		

1. Agenda Item: **REPORT ON CONSTRUCTION ACTIVITY FOR US 281/MILITARY HIGHWAY OVERPASS/BSIF CONNECTOR AND DONNA LIFT STATION PROJECTS.**
2. Nature of Request: (Brief Overview) Attachments: X Yes No
Report on Construction Activity for US 281/Military Highway Overpass/BSIF Connector Project
by Ramon Navarro, IV, Chief Construction Engineer.
3. Policy Implication: Board Policy, Local Government Code, Texas Government Code, Texas
Transportation Code, TxDOT Policy
4. Budgeted: Yes No X N/A
5. Staff Recommendation: **Report only.**
6. Program Manager's Recommendation: Approved Disapproved X None
7. Planning Committee's Recommendation: Approved Disapproved X None
8. Board Attorney's Recommendation: Approved Disapproved X None
9. Chief Auditor's Recommendation: Approved Disapproved X None
10. Chief Financial Officer's Recommendation: Approved Disapproved X None
11. Chief Construction Engineer's Recommendation: Approved Disapproved X None
12. Executive Director's Recommendation: Approved Disapproved X None



HCRMA

HIDALGO COUNTY REGIONAL MOBILITY AUTHORITY

US281 / BSIF CONNECTOR

CSJ# 0220-01-023



EXECUTIVE SUMMARY

- ◆ The Notice to Proceed (NTP) was issued to Foremost Paving on January 19, 2016, with time charges commencing on **February 17, 2016**.
- ◆ Project was to be completed within **535** calendar days. The specified number of “calendar days” in which the work is to be completed are 7 day consecutive Julian calendar days, inclusive of Saturdays, Sundays, including all holidays, regardless of weather conditions, material availability, or other conditions not under the control of the Contractor.
- ◆ The total construction cost was submitted at **\$19,425,546.44**.

HIDALGO COUNTY REGIONAL MOBILITY AUTHORITY

PLANS OF PROPOSED ROADWAY IMPROVEMENT

CSJ: 0220 - 01 - 023, ETC.

FEDERAL AID PROJECT NO. CB11-1, ETC.

US 281 (MILITARY ROAD) AND BSIF CONNECTOR

PROJECT LENGTH: US 281
ROADWAY: 9408 FT + 1.78 MI.
BRIDGE: 232 FT + 0.04 MI.
TOTAL: 9700 FT + 1.84 MI.

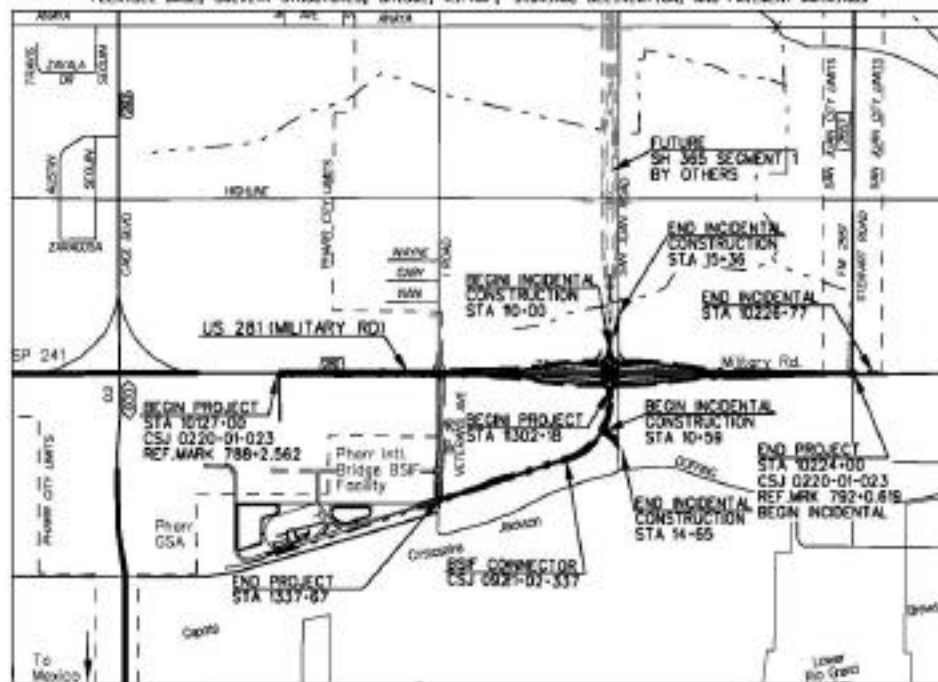
LIMITS: US 281 (MILITARY RD)
FROM: 0.47 MILES EAST OF SP 600
US 281 SOUTH CASE BLVD
TO: FM 2557 SOUTH STEWART ROAD

PROJECT LENGTH: BSIF CONNECTOR
ROADWAY: 2549 FT + 0.47 MI.
BRIDGE: 0 FT + 0.00 MI.
TOTAL: 2549 FT + 0.47 MI.

LIMITS FOR BSIF CONNECTOR
FROM: US 281 (MILITARY RD)
TO: FM 29 (VETERANS RD)

CONSTRUCTION OR WIDENING TO 4-LANE DIVIDED URBAN, ETC.

CONSISTING OF GRADING, CONCRETE PAVEMENT, ASPHALT, LIME TREATED SUBGRADE, FLEXIBLE BASE, CULVERT STRUCTURES, BRIDGE, RETRAP, SIGNING, DRAINAGE, AND PAVEMENT MARKINGS



SCALE: 1"=1 MI

LEGEND

--- CITY LIMITS

TO Mexico

TO Austin

TO Houston

TO Dallas

TO San Antonio

TO El Paso

TO Fort Worth

TO Phoenix

TO San Diego

TO Los Angeles

TO New York

TO Chicago

TO Philadelphia

TO Washington

TO Baltimore

TO New Orleans

TO Miami

TO Atlanta

TO Jacksonville

TO San Francisco

TO Seattle

TO Portland

TO Denver

TO Salt Lake City

TO Las Vegas

TO Phoenix

TO San Diego

TO Los Angeles

TO New York

TO Chicago

TO Philadelphia

TO Washington

TO Baltimore

TO New Orleans

TO Miami

TO Atlanta

TO Jacksonville

TO San Francisco

TO Seattle

TO Portland

TO Denver

TO Salt Lake City

TO Las Vegas

TO Phoenix

TO San Diego

TO Los Angeles

TO New York

TO Chicago

TO Philadelphia

TO Washington

TO Baltimore

TO New Orleans

TO Miami

TO Atlanta

TO Jacksonville

TO San Francisco

TO Seattle

TO Portland

TO Denver

TO Salt Lake City

TO Las Vegas

TO Phoenix

TO San Diego

TO Los Angeles

TO New York

TO Chicago

TO Philadelphia

TO Washington

TO Baltimore

TO New Orleans

TO Miami

TO Atlanta

TO Jacksonville

TO San Francisco

TO Seattle

TO Portland

TO Denver

TO Salt Lake City

TO Las Vegas

TO Phoenix

TO San Diego

TO Los Angeles

TO New York

TO Chicago

TO Philadelphia

TO Washington

TO Baltimore

TO New Orleans

TO Miami

TO Atlanta

TO Jacksonville

TO San Francisco

TO Seattle

TO Portland

TO Denver

TO Salt Lake City

TO Las Vegas

TO Phoenix

TO San Diego

TO Los Angeles

TO New York

TO Chicago

TO Philadelphia

TO Washington

TO Baltimore

TO New Orleans

TO Miami

TO Atlanta

TO Jacksonville

TO San Francisco

TO Seattle

TO Portland

TO Denver

TO Salt Lake City

TO Las Vegas

TO Phoenix

TO San Diego

TO Los Angeles

TO New York

TO Chicago

TO Philadelphia

TO Washington

TO Baltimore

TO New Orleans

TO Miami

TO Atlanta

TO Jacksonville

TO San Francisco

TO Seattle

TO Portland

TO Denver

TO Salt Lake City

TO Las Vegas

TO Phoenix

TO San Diego

TO Los Angeles

TO New York

TO Chicago

TO Philadelphia

TO Washington

TO Baltimore

TO New Orleans

TO Miami

TO Atlanta

TO Jacksonville

TO San Francisco

TO Seattle

TO Portland

TO Denver

TO Salt Lake City

TO Las Vegas

TO Phoenix

TO San Diego

TO Los Angeles

TO New York

TO Chicago

TO Philadelphia

TO Washington

TO Baltimore

TO New Orleans

TO Miami

TO Atlanta

TO Jacksonville

TO San Francisco

TO Seattle

TO Portland

TO Denver

TO Salt Lake City

TO Las Vegas

TO Phoenix

TO San Diego

TO Los Angeles

TO New York

TO Chicago

TO Philadelphia

TO Washington

TO Baltimore

TO New Orleans

TO Miami

TO Atlanta

TO Jacksonville

TO San Francisco

TO Seattle

TO Portland

TO Denver

TO Salt Lake City

TO Las Vegas

TO Phoenix

TO San Diego

TO Los Angeles

TO New York

TO Chicago

TO Philadelphia

TO Washington

TO Baltimore

TO New Orleans

TO Miami

TO Atlanta

TO Jacksonville

TO San Francisco

TO Seattle

TO Portland

TO Denver

TO Salt Lake City

TO Las Vegas

TO Phoenix

TO San Diego

TO Los Angeles

TO New York

TO Chicago

TO Philadelphia

TO Washington

TO Baltimore

TO New Orleans

TO Miami

TO Atlanta

TO Jacksonville

TO San Francisco

TO Seattle

TO Portland

TO Denver

TO Salt Lake City

TO Las Vegas

TO Phoenix

TO San Diego

TO Los Angeles

TO New York

TO Chicago

TO Philadelphia

TO Washington

TO Baltimore

TO New Orleans

TO Miami

TO Atlanta

TO Jacksonville

TO San Francisco

TO Seattle

TO Portland

TO Denver

TO Salt Lake City

TO Las Vegas

TO Phoenix

TO San Diego

TO Los Angeles

TO New York

TO Chicago

TO Philadelphia

TO Washington

TO Baltimore

TO New Orleans

TO Miami

TO Atlanta

TO Jacksonville

TO San Francisco

TO Seattle

TO Portland

TO Denver

TO Salt Lake City

TO Las Vegas

TO Phoenix

TO San Diego

TO Los Angeles

TO New York

TO Chicago

TO Philadelphia

TO Washington

TO Baltimore

TO New Orleans

TO Miami

TO Atlanta

TO Jacksonville

TO San Francisco

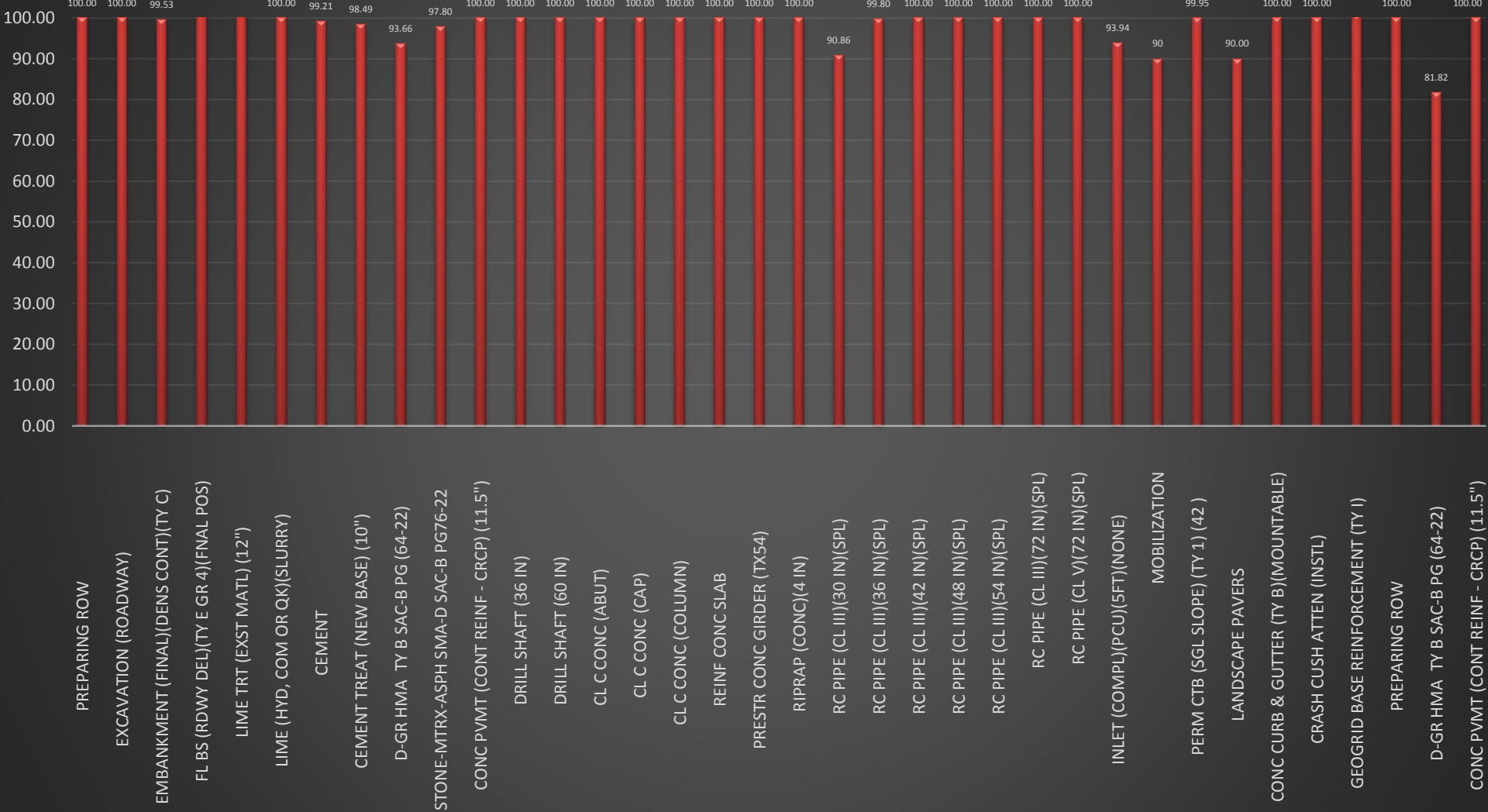
TO Seattle

TO Portland

SCHEDULE & CONSTRUCTION COSTS

- ◇ As of January 1, 2018, the project was 682 days into the contract. On October 17, 2017, the project was declared substantially complete at 608 days [42 days].
- ◇ The project is approximately 98.16% complete based on the total construction value estimated for payment Application (#22) in the amount of \$116,347.46; total paid to date \$18,986,931.26 leaving a remaining balance of \$355,782.42.
- ◇ Eight (8) approved Change Order(s): [\$82,832.86] +31 days
 - ◇ CO#1 4/26/16 2T KEBO Protective Slab +3 days \$6,623.32 .034%
 - ◇ CO#2 7/26/16 3A TCP / Plan Revisions \$(279,813.91) (1.44%)
 - ◇ CO#3 9/27/16 3A Backfill/Utilities/Removal items \$39,231.18 .202%
 - ◇ CO#4 3/28/17 Various items \$(42,564.94) (.222%)
 - ◇ CO#5 6/28/17 Various items +23 days \$22,341.85
 - ◇ CO#6 6/28/17 Transmaritime Fence \$48,774.00
 - ◇ CO#7 8/28/17 Various items +5 days \$80,894.89
 - ◇ CO#8 10/24/17 Reconciliation of Quantities \$41,680.75

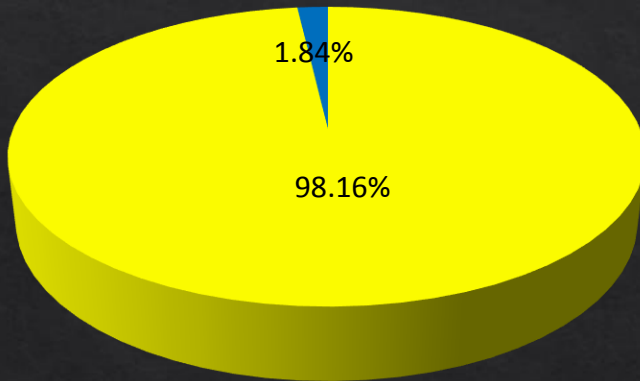
MAJOR ITEMS of WORK



SCHEDULE & CONSTRUCTION COSTS

ESTIMATE PERCENTAGES

- ESTIMATE COMPLETED \$18,986,931.26
- ESTIMATE REMAINING \$355,782.41



JOB TIME EXPENDED

- TIME USED 608 DAYS
- TIME REMAINING 0 DAYS



Project Production

◆ Crews are addressing Final Punch List items pertaining to structures, luminaires and signal poles; and detailing final pavement markings and striping.

+ Item of concern is a severe (D-Crack) that has surfaced at the south intersection of the EB frontage road. Staff is currently negotiating repair with TxDOT and Foremost to address pertinent section 120'x20'.



PAYMENT INFORMATION

&

DBE MONTHLY REPORT

INVOICE – PAYMENT DETAIL



Hidalgo County Regional Mobility Authority

Detailed Payment

0220-01-023 ETC

Description: County: HIDALGO
Type: WIDEN 4 LANE RURAL TO 6 LANES
Time: 535 WORKING DAYS
Highway: US 281
Length: 1.84
From: 0.45 Mi E of SP 600 (Cage Blvd.)

Payment Number: 23
Pay Period: 12/01/2017 to 12/31/2017
Approval Date: 01/23/2018

Prime Contractor: Foremost Paving Inc.
P.O. Box 29
Weslaco, Texas 78599

Payment Status: Draft
Awarded Project Amount: \$19,425,546.44
Authorized Amount: \$19,342,713.68

Line Number	Item	Unit	Unit Price	Awarded Quantity	Current Paid Quantity	Previous Paid Quantity	Total Quantity Paid To Date	Total Quantity Placed	Current Payment Amount	Total Amount Paid To Date
Section - 1 US 281										
0010	100-6002	STA	\$4,000.000	105.00	0.00	105.00	105.00	105.00	\$0.00	\$420,000.00
PREPARING ROW										
0020	104-6009	SY	\$64.000	25.00	0.00	25.00	25.00	25.00	\$0.00	\$1,600.00
REMOVING CONC (RIPRAP)										
0030	104-6017	SY	\$22.000	288.00	0.00	288.00	288.00	288.00	\$0.00	\$6,336.00
REMOVING CONC (DRIVEWAYS)										
0040	104-6022	LF	\$3.500	1,646.00	0.00	1,646.00	1,646.00	1,646.00	\$0.00	\$5,761.00
REMOVING CONC (CURB AND GUTTER)										

Line Number	Item	Unit	Unit Price	Awarded Quantity	Current Paid Quantity	Previous Paid Quantity	Total Quantity Paid To Date	Total Quantity Placed	Current Payment Amount	Total Amount Paid To Date
0050	104-6028 REMOVING CONC (MISC)	SY	\$15.500	175.00	0.00	175.00	175.00	175.00	\$0.00	\$2,712.50
0060	106-6002 OBLITERATING ABANDONED ROAD	SY	\$4.600	4,399.00	0.00	4,399.00	4,399.00	4,399.00	\$0.00	\$20,235.40
0070	110-6001 EXCAVATION (ROADWAY)	CY	\$4.000	60,439.00	0.50	60,438.50	60,439.00	60,439.00	\$2.00	\$241,756.00
0080	132-6006 EMBANKMENT (FINAL)(DENS CONT)(TY C)	CY	\$8.000	171,729.00	0.00	170,929.00	170,929.00	170,929.00	\$0.00	\$1,367,432.00
0090	160-6005 FURNISHING AND PLACING TOPSOIL	CY	\$40.000	50.00	0.00	0.00	0.00	0.00	\$0.00	\$0.00
0100	164-6035 DRILL SEEDING (PERM) (RURAL) (CLAY)	SY	\$0.350	67,610.00	-2,439.00	64,501.77	62,062.77	62,062.77	-\$853.65	\$21,721.97
0110	164-6041 DRILL SEEDING (TEMP) (WARM)	SY	\$0.320	67,610.00	-8,724.00	53,523.53	44,799.53	44,799.53	-\$2,791.68	\$14,335.85
0120	168-6001 VEGETATIVE WATERING	MG	\$30.000	1,000.00	0.00	1,000.00	1,000.00	1,000.00	\$0.00	\$30,000.00
0130	169-6001 SOIL RETENTION BLANKETS (CL 1) (TY A)	SY	\$0.850	13,008.00	0.00	13,008.00	13,008.00	13,008.00	\$0.00	\$11,056.80
0140	204-6003 SPRINKLING (DUST CONTROL)	MG	\$1.500	420.00	0.00	420.00	420.00	420.00	\$0.00	\$630.00
0150	247-6225 FL BS (RDWY DEL)(TY E GR 4)(FNAL POS)	CY	\$20.000	25,145.00	0.00	18,640.88	18,640.88	21,786.19	\$0.00	\$372,817.60
0160	251-6056 RWRK BS MTL(TY B)(8")(DEN CNT)(ORG POS)	CY	\$8.000	5,636.00	0.00	0.00	0.00	0.00	\$0.00	\$0.00
161	251-6056 RWRK BS MTL(TY B)(8")(DEN CNT)(ORG POS)	CY	\$8.000		0.00	22,468.43	22,468.43	22,468.43	\$0.00	\$179,747.44
0170	260-6011 LIME TRT (EXST MATL) (12")	SY	\$3.000	125,234.00	0.00	125,234.00	125,234.00	131,118.58	\$0.00	\$375,702.00
0180	260-6043 LIME (HYD, COM OR QK)(SLURRY)	TON	\$127.000	2,497.00	0.00	2,497.00	2,497.00	2,560.63	\$0.00	\$317,119.00
0190	260-6055 LIME TRT (NEW BASE)(22")	SY	\$5.000	305.00	0.00	0.00	0.00	0.00	\$0.00	\$0.00

Line Number	Item	Unit	Unit Price	Awarded Quantity	Current Paid Quantity	Previous Paid Quantity	Total Quantity Paid To Date	Total Quantity Placed	Current Payment Amount	Total Amount Paid To Date
0200	275-6001 CEMENT	TON	\$170.000	1,042.00	0.00	1,033.75	1,033.75	1,033.75	\$0.00	\$175,737.50
0210	275-6031 CEMENT TREAT (NEW BASE) (10")	SY	\$2.000	109,817.00	0.00	108,161.16	108,161.16	108,161.16	\$0.00	\$216,322.32
0220	310-6009 PRIME COAT (MC-30)	GAL	\$4.000	24,735.00	0.00	21,129.13	21,129.13	21,129.13	\$0.00	\$84,516.52
0230	341-6076 D-GR HMA TY B SAC-B PG (64-22)	TON	\$70.000	20,056.00	0.00	18,783.85	18,783.85	18,783.85	\$0.00	\$1,314,869.50
0240	346-6014 STONE-MTRX-ASPH SMA-D SAC-A PG76-22	TON	\$95.000	8,750.00	0.00	8,750.00	8,750.00	8,750.00	\$0.00	\$831,250.00
0250	346-6018 STONE-MTRX-ASPH SMA-D SAC-B PG76-22	TON	\$90.000	20,046.00	0.00	16,804.05	16,804.05	16,804.05	\$0.00	\$1,512,364.50
251	346-6014 STONE-MTRX-ASPH SMA-D SAC-A PG76-22	TON	\$84.000		0.00	912.00	912.00	912.00	\$0.00	\$76,608.00
0260	346-7001 STONE-MTRX-ASPH SMA-D SAC-B PG64-22	TON	\$83.000	11,456.00	0.00	0.00	0.00	0.00	\$0.00	\$0.00
0270	354-6041 PLANE ASPH CONC PAV (1.5")	SY	\$5.000	1,581.00	0.00	1,581.00	1,581.00	1,980.00	\$0.00	\$7,905.00
271	354-6041 PLANE ASPH CONC PAV (1.5")	SY	\$1.500		0.00	10,666.67	10,666.67	10,666.67	\$0.00	\$16,000.01
0280	360-6014 CONC PVMT (CONT REINF - CRCP) (11.5")	SY	\$82.000	12,995.00	0.00	12,995.00	12,995.00	12,995.00	\$0.00	\$1,065,590.00
0290	400-6003 STRUCT EXCAV (PIPE)	CY	\$38.000	846.00	0.00	846.00	846.00	846.00	\$0.00	\$32,148.00
0300	400-6005 CEM STABIL BKFL	CY	\$75.000	462.00	0.00	462.00	462.00	462.00	\$0.00	\$34,650.00
0310	400-6006 CUT & RESTORING PAV	SY	\$125.000	185.00	0.00	185.00	185.00	185.00	\$0.00	\$23,125.00
0320	400-6011 SAND BACKFILL	CY	\$16.000	882.00	0.00	882.00	882.00	882.00	\$0.00	\$14,112.00
0330	402-6001 TRENCH EXCAVATION PROTECTION	LF	\$1.000	11,017.00	0.00	11,693.00	11,693.00	11,693.00	\$0.00	\$11,693.00

Line Number	Item	Unit	Unit Price	Awarded Quantity	Current Paid Quantity	Previous Paid Quantity	Total Quantity Paid To Date	Total Quantity Placed	Current Payment Amount	Total Amount Paid To Date
0340	416-6001 DRILL SHAFT (18 IN)	LF	\$73.000	252.00	0.00	252.00	252.00	252.00	\$0.00	\$18,396.00
0350	416-6002 DRILL SHAFT (24 IN)	LF	\$140.000	48.00	0.00	48.00	48.00	48.00	\$0.00	\$6,720.00
0360	416-6004 DRILL SHAFT (36 IN)	LF	\$108.000	1,038.00	0.00	1,038.00	1,038.00	1,038.00	\$0.00	\$112,104.00
0370	416-6006 DRILL SHAFT (48 IN)	LF	\$450.000	132.00	0.00	132.00	132.00	132.00	\$0.00	\$59,400.00
0380	416-6007 DRILL SHAFT (54 IN)	LF	\$465.000	77.00	0.00	77.00	77.00	77.00	\$0.00	\$35,805.00
0390	416-6008 DRILL SHAFT (60 IN)	LF	\$275.000	640.00	0.00	665.00	665.00	665.00	\$0.00	\$182,875.00
0400	416-6029 DRILL SHAFT (RDWY ILL POLE) (30 IN)	LF	\$185.000	40.00	0.00	40.00	40.00	40.00	\$0.00	\$7,400.00
0410	420-6013 CL C CONC (ABUT)	CY	\$1,000.000	114.80	0.00	114.80	114.80	114.80	\$0.00	\$114,800.00
0420	420-6029 CL C CONC (CAP)	CY	\$800.000	198.00	0.00	198.00	198.00	198.00	\$0.00	\$158,400.00
0430	420-6037 CL C CONC (COLUMN)	CY	\$1,925.000	75.60	0.00	75.60	75.60	75.60	\$0.00	\$145,530.00
0440	422-6001 REINF CONC SLAB	SF	\$14.000	23,360.00	0.00	23,360.00	23,360.00	23,360.00	\$0.00	\$327,040.00
0450	425-6039 PRESTR CONC GIRDER (TX54)	LF	\$144.000	2,835.00	0.00	2,835.00	2,835.00	2,835.00	\$0.00	\$408,240.00
0460	432-6001 RIPRAP (CONC)(4 IN)	CY	\$500.000	588.00	0.00	588.00	588.00	588.00	\$0.00	\$294,000.00
0470	432-6002 RIPRAP (CONC)(5 IN)	CY	\$460.000	124.00	0.00	124.00	124.00	124.00	\$0.00	\$57,040.00
0480	432-6006 RIPRAP (CONC)(CL B)	CY	\$1,500.000	1.75	0.00	1.75	1.75	1.75	\$0.00	\$2,625.00
0490	432-6045 RIPRAP (MOW STRIP)(4 IN)	CY	\$640.000	90.00	0.00	87.00	87.00	87.00	\$0.00	\$55,680.00

Line Number	Item	Unit	Unit Price	Awarded Quantity	Current Paid Quantity	Previous Paid Quantity	Total Quantity Paid To Date	Total Quantity Placed	Current Payment Amount	Total Amount Paid To Date
0500	450-6023	LF	\$77.650	656.00	0.00	656.00	656.00	656.00	\$0.00	\$50,938.40
	RAIL (TY SSTR)									
0510	454-6001	LF	\$80.000	158.00	0.00	158.00	158.00	158.00	\$0.00	\$12,640.00
	SEALED EXPANSION JOINT (4 IN) (SEJ - A)									
0520	464-6025	LF	\$55.000	227.00	0.00	227.00	227.00	227.00	\$0.00	\$12,485.00
	RC PIPE (CL V)(18 IN)									
0530	464-6029	LF	\$160.000	227.00	0.00	227.00	227.00	227.00	\$0.00	\$36,320.00
	RC PIPE (CL V)(48 IN)									
0540	464-6038	LF	\$54.000	1,538.00	0.00	1,610.00	1,610.00	1,610.00	\$0.00	\$86,940.00
	RC PIPE (CL III)(18 IN)(SPL)									
0550	464-6039	LF	\$58.000	1,200.00	194.00	1,006.00	1,200.00	1,200.00	\$11,252.00	\$69,600.00
	RC PIPE (CL III)(24 IN)(SPL)									
0560	464-6040	LF	\$65.000	2,877.00	77.00	2,614.50	2,691.50	2,691.50	\$5,005.00	\$174,947.50
	RC PIPE (CL III)(30 IN)(SPL)									
0570	464-6041	LF	\$100.000	1,501.00	3.00	1,498.00	1,501.00	1,501.00	\$300.00	\$150,100.00
	RC PIPE (CL III)(36 IN)(SPL)									
0580	464-6042	LF	\$113.000	1,192.00	0.00	1,257.00	1,257.00	1,257.00	\$0.00	\$142,041.00
	RC PIPE (CL III)(42 IN)(SPL)									
0590	464-6043	LF	\$128.000	2,011.00	0.00	2,012.00	2,012.00	2,012.00	\$0.00	\$257,536.00
	RC PIPE (CL III)(48 IN)(SPL)									
0600	464-6044	LF	\$159.000	1,267.00	0.00	1,279.00	1,279.00	1,279.00	\$0.00	\$203,361.00
	RC PIPE (CL III)(54 IN)(SPL)									
0610	464-7001	LF	\$258.000	443.00	0.00	443.00	443.00	443.00	\$0.00	\$114,294.00
	RC PIPE (CL III)(72 IN)(SPL)									
0620	464-7002	LF	\$340.000	430.00	0.00	430.00	430.00	430.00	\$0.00	\$146,200.00
	RC PIPE (CL V)(72 IN)(SPL)									
0630	465-6005	EA	\$3,700.000	2.00	0.00	2.00	2.00	2.00	\$0.00	\$7,400.00
	JCTBOX(COMPL)(PJB)(3FTX3FT)									
0640	465-6006	EA	\$4,200.000	1.00	0.00	1.00	1.00	1.00	\$0.00	\$4,200.00
	JCTBOX(COMPL)(PJB)(4FTX4FT)									
0650	465-6009	EA	\$5,700.000	5.00	0.00	5.00	5.00	5.00	\$0.00	\$28,500.00
	JCTBOX(COMPL)(PJB)(5FTX5FT)									

Line Number	Item	Unit	Unit Price	Awarded Quantity	Current Paid Quantity	Previous Paid Quantity	Total Quantity Paid To Date	Total Quantity Placed	Current Payment Amount	Total Amount Paid To Date
0660	465-6012 JCTBOX(COMPL)(PJB)(8FTX8FT)	EA	\$10,000.000	2.00	0.00	2.00	2.00	2.00	\$0.00	\$20,000.00
0670	465-6037 INLET (COMPL)(PCU)(5FT)(NONE)	EA	\$4,500.000	33.00	0.00	31.00	31.00	31.00	\$0.00	\$139,500.00
0680	465-6038 INLET (COMPL)(PCU)(5FT)(LEFT)	EA	\$4,900.000	4.00	0.00	3.00	3.00	3.00	\$0.00	\$14,700.00
0690	465-6040 INLET (COMPL)(PCU)(5FT)(BOTH)	EA	\$5,600.000	5.00	0.00	3.00	3.00	3.00	\$0.00	\$16,800.00
0700	465-6048 INLET (COMPL)(POD)(FG)(3FTX3FT)	EA	\$5,800.000	8.00	0.00	8.00	8.00	8.00	\$0.00	\$46,400.00
0710	465-7001 INLET (COMP) TY F (SPL)	EA	\$6,500.000	2.00	0.00	2.00	2.00	2.00	\$0.00	\$13,000.00
0720	496-6002 REMOV STR (INLET)	EA	\$600.000	3.00	0.00	3.00	3.00	3.00	\$0.00	\$1,800.00
0730	496-6003 REMOV STR (MANHOLE)	EA	\$600.000	1.00	0.00	1.00	1.00	1.00	\$0.00	\$600.00
0740	496-6004 REMOV STR (SET)	EA	\$300.000	31.00	0.00	31.00	31.00	31.00	\$0.00	\$9,300.00
0750	496-6005 REMOV STR (WINGWALL)	EA	\$500.000	2.00	0.00	2.00	2.00	2.00	\$0.00	\$1,000.00
0760	496-6006 REMOV STR (HEADWALL)	EA	\$500.000	2.00	0.00	2.00	2.00	2.00	\$0.00	\$1,000.00
0770	496-6007 REMOV STR (PIPE)	LF	\$12.000	3,617.00	0.00	4,117.00	4,117.00	4,117.00	\$0.00	\$49,404.00
0780	500-6001 MOBILIZATION	LS	\$903,000.000	1.00	0.00	0.90	0.90	0.90	\$0.00	\$812,700.00
0790	502-6001 BARRICADES, SIGNS AND TRAFFIC HANDLING	MO	\$2,500.000	18.00	0.00	20.00	20.00	21.00	\$0.00	\$50,000.00
0800	506-6001 ROCK FILTER DAMS (INSTALL) (TY 1)	LF	\$65.000	76.00	0.00	67.00	67.00	67.00	\$0.00	\$4,355.00
0810	506-6011 ROCK FILTER DAMS (REMOVE)	LF	\$30.000	76.00	0.00	10.00	10.00	10.00	\$0.00	\$300.00

Line Number	Item	Unit	Unit Price	Awarded Quantity	Current Paid Quantity	Previous Paid Quantity	Total Quantity Paid To Date	Total Quantity Placed	Current Payment Amount	Total Amount Paid To Date
0820	506-6021	SY	\$30.000	360.00	0.00	360.00	360.00	360.00	\$0.00	\$10,800.00
	CONSTRUCTION EXITS (INSTALL) (TY 2)									
0830	506-6024	SY	\$15.000	360.00	0.00	360.00	360.00	360.00	\$0.00	\$5,400.00
	CONSTRUCTION EXITS (REMOVE)									
0840	506-6041	LF	\$6.500	885.00	0.00	1,227.00	1,227.00	1,467.00	\$0.00	\$7,975.50
	BIODEG EROSN CONT LOGS (INSTL) (12")									
0850	506-6043	LF	\$0.750	885.00	0.00	0.00	0.00	0.00	\$0.00	\$0.00
	BIODEG EROSN CONT LOGS (REMOVE)									
0860	508-6001	SY	\$41.000	7,137.00	0.00	1,566.30	1,566.30	1,566.30	\$0.00	\$64,218.30
	CONSTRUCTING DETOURS									
0870	512-6001	LF	\$8.000	9,182.00	0.00	6,780.00	6,780.00	6,780.00	\$0.00	\$54,240.00
	PORT CTB (FUR & INST)(SGL SLOPE)(TY 1)									
0880	512-6025	LF	\$3.000	8,722.00	0.00	356.00	356.00	356.00	\$0.00	\$1,068.00
	PORT CTB (MOVE)(SGL SLP)(TY 1)									
0890	512-6049	LF	\$7.000	9,182.00	0.00	6,780.00	6,780.00	6,780.00	\$0.00	\$47,460.00
	PORT CTB (REMOVE)(SGL SLP)(TY 1)									
0900	514-6001	LF	\$78.000	3,886.00	0.00	3,884.40	3,884.40	3,884.40	\$0.00	\$302,983.20
	PERM CTB (SGL SLOPE) (TY 1) (42)									
0910	514-6004	LF	\$155.000	190.00	0.00	188.00	188.00	188.00	\$0.00	\$29,140.00
	PERM CTB (SGL SLOPE) (TY 4) (42)									
0920	528-6004	SY	\$50.000	2,613.00	261.30	2,351.70	2,613.00	2,613.00	\$13,065.00	\$130,650.00
	LANDSCAPE PAVERS									
0930	529-6003	LF	\$15.000	2,089.00	0.00	2,089.00	2,089.00	2,099.30	\$0.00	\$31,335.00
	CONC CURB (TY II A)									
0940	529-7001	LF	\$15.000	2,216.00	0.00	2,216.00	2,216.00	2,216.00	\$0.00	\$33,240.00
	CONC CURB & GUTTER (TY II A)									
0950	529-6028	LF	\$10.500	16,196.00	0.00	16,196.00	16,196.00	16,196.00	\$0.00	\$170,058.00
	CONC CURB & GUTTER (TY B)(MOUNTABLE)									
0960	529-7002	LF	\$8.250	11,772.00	0.00	11,772.00	11,772.00	11,772.00	\$0.00	\$97,119.00
	CONC CURB (TY B) (MOUNTABLE)									
0970	530-6004	SY	\$75.000	212.00	0.00	544.67	544.67	544.67	\$0.00	\$40,850.25
	DRIVEWAYS (CONC)									

Line Number	Item	Unit	Unit Price	Awarded Quantity	Current Paid Quantity	Previous Paid Quantity	Total Quantity Paid To Date	Total Quantity Placed	Current Payment Amount	Total Amount Paid To Date
0980	530-6005	SY	\$21.000	814.00	0.00	953.11	953.11	1,602.30	\$0.00	\$20,015.31
	DRIVEWAYS (ACP)									
0990	531-6004	EA	\$1,350.000	16.00	-1.00	16.00	15.00	15.00	-\$1,350.00	\$20,250.00
	CURB RAMPS (TY 1)									
1000	536-6002	SY	\$65.000	549.00	0.00	549.00	549.00	549.00	\$0.00	\$35,685.00
	CONC MEDIAN									
1010	540-6001	LF	\$18.750	1,545.00	0.00	1,485.00	1,485.00	1,485.00	\$0.00	\$27,843.75
	MTL W-BEAM GD FEN (TIM POST)									
1011	540-6001	LF	\$18.750		0.00	0.00	0.00	0.00	\$0.00	\$0.00
	MTL W-BEAM GD FEN (TIM POST)									
1020	540-6006	EA	\$1,475.000	4.00	0.00	4.00	4.00	4.00	\$0.00	\$5,900.00
	MTL BEAM GD FEN TRANS (THRIE-BEAM)									
1030	540-6016	EA	\$850.000	9.00	0.00	5.00	5.00	5.00	\$0.00	\$4,250.00
	DOWNSTREAM ANCHOR TERMINAL SECTION									
1031	540-6016	EA	\$850.000		0.00	0.00	0.00	0.00	\$0.00	\$0.00
	DOWNSTREAM ANCHOR TERMINAL SECTION									
1040	542-6001	LF	\$2.000	267.00	0.00	267.00	267.00	267.00	\$0.00	\$534.00
	REMOVE METAL BEAM GUARD FENCE									
1050	544-6001	EA	\$2,090.000	9.00	0.00	9.00	9.00	9.00	\$0.00	\$18,810.00
	GUARDRAIL END TREATMENT (INSTALL)									
1051	544-6001	EA	\$2,090.000		0.00	0.00	0.00	0.00	\$0.00	\$0.00
	GUARDRAIL END TREATMENT (INSTALL)									
1060	544-6003	EA	\$385.000	2.00	0.00	0.00	0.00	0.00	\$0.00	\$0.00
	GUARDRAIL END TREATMENT (REMOVE)									
1070	545-6001	EA	\$9,850.000	18.00	0.00	17.00	17.00	17.00	\$0.00	\$167,450.00
	CRASH CUSH ATTEN (INSTL)									
1080	545-6003	EA	\$1,450.000	10.00	0.00	0.00	0.00	0.00	\$0.00	\$0.00
	CRASH CUSH ATTEN (MOVE & RESET)									
1090	545-6005	EA	\$875.000	16.00	0.00	13.00	13.00	13.00	\$0.00	\$11,375.00
	CRASH CUSH ATTEN (REMOVE)									
1100	560-6007	EA	\$225.000	6.00	0.00	6.00	6.00	6.00	\$0.00	\$1,350.00
	MAILBOX INSTALL-S (WC-POST) TY 3									

Line Number	Item	Unit	Unit Price	Awarded Quantity	Current Paid Quantity	Previous Paid Quantity	Total Quantity Paid To Date	Total Quantity Placed	Current Payment Amount	Total Amount Paid To Date
1110	560-6013	EA	\$690.000	1.00	0.00	1.00	1.00	1.00	\$0.00	\$690.00
	MAILBOX INSTALL-M (TWW-POST) TY 4									
1120	610-6106	EA	\$1,850.000	8.00	0.00	8.00	8.00	8.00	\$0.00	\$14,800.00
	IN RD IL (U/P) (TY 2) (150W EQ) LED									
1130	610-6191	EA	\$3,950.000	19.00	0.00	19.00	19.00	19.00	\$0.00	\$75,050.00
	IN RD IL (TY SP) 38S-8-8 (250W EQ) LED									
1140	610-6214	EA	\$2,895.000	5.00	0.00	5.00	5.00	5.00	\$0.00	\$14,475.00
	IN RD IL (TY SA) 40T-8 (250W EQ) LED									
1150	618-6016	LF	\$15.000	140.00	0.00	140.00	140.00	140.00	\$0.00	\$2,100.00
	CONDT (PVC) (SCH 40) (1")									
1160	618-6023	LF	\$5.000	7,123.50	0.00	7,123.50	7,123.50	7,123.50	\$0.00	\$35,617.50
	CONDT (PVC) (SCH 40) (2")									
1170	618-6033	LF	\$10.000	892.00	8.00	892.00	900.00	900.00	\$80.00	\$9,000.00
	CONDT (PVC) (SCH 40) (4")									
1180	618-6062	LF	\$15.000	306.00	0.00	306.00	306.00	306.00	\$0.00	\$4,590.00
	CONDT (RM) (3/4")									
1190	620-6005	LF	\$1.500	306.00	0.00	306.00	306.00	306.00	\$0.00	\$459.00
	ELEC CONDR (NO.10) BARE									
1200	620-6006	LF	\$1.600	612.00	0.00	612.00	612.00	612.00	\$0.00	\$979.20
	ELEC CONDR (NO.10) INSULATED									
1210	620-6007	LF	\$1.400	6,599.50	1,130.50	5,479.00	6,609.50	6,609.50	\$1,582.70	\$9,253.30
	ELEC CONDR (NO.8) BARE									
1220	620-6008	LF	\$1.500	10,961.00	2,241.00	8,720.00	10,961.00	10,961.00	\$3,361.50	\$16,441.50
	ELEC CONDR (NO.8) INSULATED									
1230	620-6009	LF	\$1.700	329.00	329.00	0.00	329.00	329.00	\$559.30	\$559.30
	ELEC CONDR (NO.6) BARE									
1240	620-6010	LF	\$1.800	678.00	690.00	0.00	690.00	690.00	\$1,242.00	\$1,242.00
	ELEC CONDR (NO.6) INSULATED									
1250	621-6005	LF	\$1.800	1,663.00	270.00	1,663.00	1,933.00	1,933.00	\$486.00	\$3,479.40
	TRAY CABLE (4 CONDR) (12 AWG)									
1260	624-6001	EA	\$520.000	20.00	0.00	9.00	9.00	9.00	\$0.00	\$4,680.00
	GROUND BOX TY A (122311)									

Line Number	Item	Unit	Unit Price	Awarded Quantity	Current Paid Quantity	Previous Paid Quantity	Total Quantity Paid To Date	Total Quantity Placed	Current Payment Amount	Total Amount Paid To Date
1270	624-6002	EA	\$750.000	5.00	0.00	18.00	18.00	18.00	\$0.00	\$13,500.00
	GROUND BOX TY A (122311)W/APRON									
1280	624-6007	EA	\$745.000	2.00	0.00	2.00	2.00	2.00	\$0.00	\$1,490.00
	GROUND BOX TY C (162911)									
1290	628-6050	EA	\$3,850.000	3.00	0.00	3.00	3.00	3.00	\$0.00	\$11,550.00
	ELC SRV TY A 240/480 060(NS)SS(T)TP(O)									
1300	628-6300	EA	\$2,150.000	1.00	0.00	1.00	1.00	1.00	\$0.00	\$2,150.00
	ELC SRV TY T 120/240 000(NS)GS(L)TP(O)									
1310	636-6001	SF	\$20.000	108.00	72.00	36.00	108.00	108.00	\$1,440.00	\$2,160.00
	ALUMINUM SIGNS (TY A)									
1320	636-6003	SF	\$22.000	925.00	612.50	312.50	925.00	1,248.75	\$13,475.00	\$20,350.00
	ALUMINUM SIGNS (TY O)									
1330	644-6027	EA	\$505.000	48.00	32.00	16.00	48.00	48.00	\$16,160.00	\$24,240.00
	IN SM RD SN SUP&AM TYS80(1)SA(P)									
1340	644-6030	EA	\$600.000	20.00	13.00	7.00	20.00	20.00	\$7,800.00	\$12,000.00
	IN SM RD SN SUP&AM TYS80(1)SA(T)									
1350	644-6033	EA	\$725.000	3.00	3.00	0.00	3.00	3.00	\$2,175.00	\$2,175.00
	IN SM RD SN SUP&AM TYS80(1)SA(U)									
1360	644-6034	EA	\$885.000	1.00	0.00	1.00	1.00	1.00	\$0.00	\$885.00
	IN SM RD SN SUP&AM TYS80(1)SA(U-1EXT)									
1370	644-6038	EA	\$1,050.000	3.00	0.00	3.00	3.00	3.00	\$0.00	\$3,150.00
	IN SM RD SN SUP&AM TYS80(1)SA(U-EXAL)									
1380	644-6064	EA	\$1,605.000	4.00	0.00	4.00	4.00	4.00	\$0.00	\$6,420.00
	IN BRIDGE MNT CLEARANCE SGN ASSM(TY N)									
1390	644-6076	EA	\$50.000	33.00	15.00	18.00	33.00	35.00	\$750.00	\$1,650.00
	REMOVE SM RD SN SUP&AM									
1400	647-6003	EA	\$545.000	1.00	0.00	1.00	1.00	1.00	\$0.00	\$545.00
	REMOVE LRSA									
1410	650-6025	EA	\$21,500.000	1.00	0.00	1.00	1.00	1.00	\$0.00	\$21,500.00
	INS OH SN SUP(25 FT CANT)									
1420	650-6032	EA	\$24,785.000	3.00	0.00	3.00	3.00	3.00	\$0.00	\$74,355.00
	INS OH SN SUP(30 FT CANT)									

Line Number	Item	Unit	Unit Price	Awarded Quantity	Current Paid Quantity	Previous Paid Quantity	Total Quantity Paid To Date	Total Quantity Placed	Current Payment Amount	Total Amount Paid To Date
1430	650-6038	EA	\$25,750.000	3.00	0.00	3.00	3.00	3.00	\$0.00	\$77,250.00
	INS OH SN SUP(35 FT CANT)									
1440	658-6001	EA	\$45.000	26.00	6.00	20.00	26.00	26.00	\$270.00	\$1,170.00
	INSTL DEL ASSM (D-SW)SZ 1(FLX)GND									
1450	658-6013	EA	\$19.000	8.00	8.00	0.00	8.00	8.00	\$152.00	\$152.00
	INSTL DEL ASSM (D-SW)SZ (BRF)CTB									
1460	658-6026	EA	\$19.000	236.00	121.00	41.00	162.00	162.00	\$2,299.00	\$3,078.00
	INSTL DEL ASSM (D-SY)SZ (BRF)CTB									
1470	658-6036	EA	\$53.000	41.00	1.00	40.00	41.00	41.00	\$53.00	\$2,173.00
	INSTL DEL ASSM (D-DW)SZ 1(FLX)GND									
1480	658-6048	EA	\$46.000	6.00	0.00	6.00	6.00	6.00	\$0.00	\$276.00
	INSTL OM ASSM (OM-2Z)(FLX)GND									
1490	658-6061	EA	\$35.000	19.00	3.00	16.00	19.00	19.00	\$105.00	\$665.00
	INST DEL ASSM (D-SW) SZ 1 (BRF) GF 2									
1500	662-6004	LF	\$0.480	39,360.00	2,345.00	28,377.00	30,722.00	30,722.00	\$1,125.60	\$14,746.56
	WK ZN PAV MRK NON-REMOV (W)4"(SLD)									
1510	662-6034	LF	\$0.480	39,800.00	5,562.00	33,784.00	39,346.00	39,346.00	\$2,669.76	\$18,886.08
	WK ZN PAV MRK NON-REMOV (Y)4"(SLD)									
1520	662-6050	EA	\$4.000	964.00	0.00	1,008.00	1,008.00	1,008.00	\$0.00	\$4,032.00
	WK ZN PAV MRK REMOV (REFL) TY II-A-A									
1530	662-6063	LF	\$0.750	2,310.00	0.00	0.00	0.00	0.00	\$0.00	\$0.00
	WK ZN PAV MRK REMOV (W)4"(SLD)									
1531	662-6063	LF	\$0.750		0.00	7,063.00	7,063.00	7,063.00	\$0.00	\$5,297.25
	WK ZN PAV MRK REMOV (W)4"(SLD)									
1540	662-6095	LF	\$0.750	2,845.00	0.00	0.00	0.00	0.00	\$0.00	\$0.00
	WK ZN PAV MRK REMOV (Y)4"(SLD)									
1541	662-6095	LF	\$0.750		0.00	9,119.00	9,119.00	9,119.00	\$0.00	\$6,839.25
	WK ZN PAV MRK REMOV (Y)4"(SLD)									
1550	662-6109	EA	\$1.000	1,020.00	1,020.00	0.00	1,020.00	1,020.00	\$1,020.00	\$1,020.00
	WK ZN PAV MRK SHT TERM (TAB)TY W									
1560	662-6111	EA	\$1.000	2,028.00	2,028.00	0.00	2,028.00	2,028.00	\$2,028.00	\$2,028.00
	WK ZN PAV MRK SHT TERM (TAB)TY Y-2									

Line Number	Item	Unit	Unit Price	Awarded Quantity	Current Paid Quantity	Previous Paid Quantity	Total Quantity Paid To Date	Total Quantity Placed	Current Payment Amount	Total Amount Paid To Date
1570	666-6030	LF	\$1.100	50.00	0.00	50.00	50.00	50.00	\$0.00	\$55.00
	REFL PAV MRK TY I (W)8"(DOT)(100MIL)									
1580	666-6036	LF	\$1.100	5,459.00	0.00	5,459.00	5,459.00	5,459.00	\$0.00	\$6,004.90
	REFL PAV MRK TY I (W)8"(SLD)(100MIL)									
1590	666-6048	LF	\$3.300	351.00	0.00	351.00	351.00	351.00	\$0.00	\$1,158.30
	REFL PAV MRK TY I (W)24"(SLD)(100MIL)									
1600	666-6224	LF	\$0.250	5,476.00	0.00	5,476.00	5,476.00	5,476.00	\$0.00	\$1,369.00
	PAVEMENT SEALER 4"									
1610	666-6226	LF	\$0.500	2,341.00	0.00	2,341.00	2,341.00	2,341.00	\$0.00	\$1,170.50
	PAVEMENT SEALER 8"									
1620	666-6230	LF	\$1.500	264.00	0.00	264.00	264.00	264.00	\$0.00	\$396.00
	PAVEMENT SEALER 24"									
1630	666-6300	LF	\$0.480	4,280.00	0.00	4,280.00	4,280.00	4,280.00	\$0.00	\$2,054.40
	RE PM W/RET REQ TY I (W)4"(BRK)(100MIL)									
1640	666-6303	LF	\$0.480	30,147.00	0.00	30,147.00	30,147.00	30,147.00	\$0.00	\$14,470.56
	RE PM W/RET REQ TY I (W)4"(SLD)(100MIL)									
1650	666-6312	LF	\$0.480	2,000.00	0.00	2,000.00	2,000.00	2,000.00	\$0.00	\$960.00
	RE PM W/RET REQ TY I (Y)4"(BRK)(100MIL)									
1660	666-6315	LF	\$0.480	32,158.00	0.00	32,158.00	32,158.00	32,158.00	\$0.00	\$15,435.84
	RE PM W/RET REQ TY I (Y)4"(SLD)(100MIL)									
1670	668-6005	LF	\$8.000	140.00	0.00	140.00	140.00	140.00	\$0.00	\$1,120.00
	PREFAB PAV MRK TY B (W)(4")(BRK)CNTST									
1680	668-6077	EA	\$200.000	23.00	0.00	23.00	23.00	23.00	\$0.00	\$4,600.00
	PREFAB PAV MRK TY C (W) (ARROW)									
1690	668-6080	EA	\$400.000	3.00	0.00	3.00	3.00	3.00	\$0.00	\$1,200.00
	PREFAB PAV MRK TY C (W) (UTURN ARROW)									
1700	668-6085	EA	\$300.000	18.00	0.00	18.00	18.00	18.00	\$0.00	\$5,400.00
	PREFAB PAV MRK TY C (W) (WORD)									
1710	668-6092	EA	\$30.000	45.00	0.00	45.00	45.00	45.00	\$0.00	\$1,350.00
	PREFAB PAV MRK TY C (W) (36")(YLD TRI)									
1720	672-6007	EA	\$4.000	147.00	0.00	147.00	147.00	147.00	\$0.00	\$588.00
	REFL PAV MRKR TY I-C									

Line Number	Item	Unit	Unit Price	Awarded Quantity	Current Paid Quantity	Previous Paid Quantity	Total Quantity Paid To Date	Total Quantity Placed	Current Payment Amount	Total Amount Paid To Date
1730	672-6008 REFL PAV MRKR TY I-R	EA	\$4.000	28.00	0.00	28.00	28.00	28.00	\$0.00	\$112.00
1740	672-6009 REFL PAV MRKR TY II-A-A	EA	\$4.000	695.00	0.00	695.00	695.00	695.00	\$0.00	\$2,780.00
1750	672-6010 REFL PAV MRKR TY II-C-R	EA	\$4.000	378.00	0.00	378.00	378.00	378.00	\$0.00	\$1,512.00
1760	677-6001 ELIM EXT PAV MRK & MRKS (4")	LF	\$0.300	11,700.00	0.00	0.00	0.00	0.00	\$0.00	\$0.00
1761	677-6001 ELIM EXT PAV MRK & MRKS (4")	LF	\$0.300		0.00	23,326.00	23,326.00	23,326.00	\$0.00	\$6,997.80
1770	677-6003 ELIM EXT PAV MRK & MRKS (8")	LF	\$0.600	120.00	0.00	500.00	500.00	500.00	\$0.00	\$300.00
1780	677-6007 ELIM EXT PAV MRK & MRKS (24")	LF	\$1.800	640.00	0.00	980.00	980.00	980.00	\$0.00	\$1,764.00
1790	677-6008 ELIM EXT PAV MRK & MRKS (ARROW)	EA	\$12.000	2.00	0.00	0.00	0.00	0.00	\$0.00	\$0.00
1791	677-6008 ELIM EXT PAV MRK & MRKS (ARROW)	EA	\$12.000		0.00	12.00	12.00	12.00	\$0.00	\$144.00
1800	677-6012 ELIM EXT PAV MRK & MRKS (WORD)	EA	\$12.000	1.00	0.00	0.00	0.00	0.00	\$0.00	\$0.00
1801	677-6012 ELIM EXT PAV MRK & MRKS (WORD)	EA	\$12.000		0.00	4.00	4.00	4.00	\$0.00	\$48.00
1810	680-6002 INSTALL HWY TRF SIG (ISOLATED)	EA	\$18,500.000	1.00	0.00	1.00	1.00	1.00	\$0.00	\$18,500.00
1820	680-6004 REMOVING TRAFFIC SIGNALS	EA	\$2,400.000	2.00	0.00	2.00	2.00	2.00	\$0.00	\$4,800.00
1830	682-6001 VEH SIG SEC (12")LED(GRN)	EA	\$175.000	14.00	0.00	14.00	14.00	14.00	\$0.00	\$2,450.00
1840	682-6002 VEH SIG SEC (12")LED(GRN ARW)	EA	\$175.000	2.00	0.00	2.00	2.00	2.00	\$0.00	\$350.00
1850	682-6003 VEH SIG SEC (12")LED(YEL)	EA	\$175.000	14.00	4.00	14.00	18.00	18.00	\$700.00	\$3,150.00

Line Number	Item	Unit	Unit Price	Awarded Quantity	Current Paid Quantity	Previous Paid Quantity	Total Quantity Paid To Date	Total Quantity Placed	Current Payment Amount	Total Amount Paid To Date
1860	682-6004	EA	\$175.000	2.00	0.00	2.00	2.00	2.00	\$0.00	\$350.00
	VEH SIG SEC (12")LED(YEL ARW)									
1870	682-6005	EA	\$175.000	14.00	4.00	14.00	18.00	18.00	\$700.00	\$3,150.00
	VEH SIG SEC (12")LED(RED)									
1880	682-6018	EA	\$465.000	12.00	0.00	12.00	12.00	12.00	\$0.00	\$5,580.00
	PED SIG SEC (LED)(COUNTDOWN)									
1890	682-6023	EA	\$75.000	4.00	0.00	4.00	4.00	4.00	\$0.00	\$300.00
	BACK PLATE (12")(3 SEC)									
1900	684-6010	LF	\$1.800	1,582.00	160.00	1,582.00	1,742.00	1,742.00	\$288.00	\$3,135.60
	TRF SIG CBL (TY A)(12 AWG)(5 CONDR)									
1910	684-6012	LF	\$1.900	3,381.00	0.00	3,381.00	3,381.00	4,301.00	\$0.00	\$6,423.90
	TRF SIG CBL (TY A)(12 AWG)(7 CONDR)									
1920	684-6028	LF	\$1.200	3,039.00	0.00	3,039.00	3,039.00	3,039.00	\$0.00	\$3,646.80
	TRF SIG CBL (TY A)(14 AWG)(2 CONDR)									
1930	686-6035	EA	\$7,200.000	1.00	0.00	1.00	1.00	1.00	\$0.00	\$7,200.00
	INS TRF SIG PL AM(S)1 ARM(32')LUM									
1940	686-6043	EA	\$9,950.000	1.00	0.00	1.00	1.00	1.00	\$0.00	\$9,950.00
	INS TRF SIG PL AM(S)1 ARM(40')LUM									
1950	686-6183	EA	\$17,850.000	1.00	0.00	1.00	1.00	1.00	\$0.00	\$17,850.00
	INS TRF SIG PL AM(S)2 ARM(50-32')LUM									
1960	686-6191	EA	\$18,500.000	1.00	0.00	1.00	1.00	1.00	\$0.00	\$18,500.00
	INS TRF SIG PL AM(S)2 ARM(50 - 40')LUM									
1970	687-6001	EA	\$1,050.000	8.00	0.00	8.00	8.00	8.00	\$0.00	\$8,400.00
	PED POLE ASSEMBLY									
1980	688-6001	EA	\$805.000	12.00	0.00	12.00	12.00	12.00	\$0.00	\$9,660.00
	PED DETECT PUSH BUTTON (APS)									
1990	688-6003	EA	\$3,500.000	1.00	0.00	1.00	1.00	1.00	\$0.00	\$3,500.00
	PED DETECTOR CONTROLLER UNIT									
2000	688-6004	LF	\$8.000	1,270.00	0.00	1,270.00	1,270.00	1,270.00	\$0.00	\$10,160.00
	VEH LP DETECT (SAWCUT)									
2010	1008-6001	LF	\$44.000	420.00	0.00	420.00	420.00	420.00	\$0.00	\$18,480.00
	PRSSR IRRIG PVC PIPE (18")									

Line Number	Item	Unit	Unit Price	Awarded Quantity	Current Paid Quantity	Previous Paid Quantity	Total Quantity Paid To Date	Total Quantity Placed	Current Payment Amount	Total Amount Paid To Date
2020	1008-7001	LF	\$75.000	680.00	0.00	680.00	680.00	680.00	\$0.00	\$51,000.00
	PRESS IRRIG PVC (15 IN)									
2030	1008-6002	EA	\$130.000	120.00	0.00	120.00	120.00	120.00	\$0.00	\$15,600.00
	PRSSR IRRIG PVC PIPE (24")									
2040	1008-7002	LF	\$123.000	100.00	0.00	100.00	100.00	100.00	\$0.00	\$12,300.00
	PRESS IRRIG PVC (21 IN)									
2050	1008-7003	LF	\$213.000	130.00	0.00	130.00	130.00	130.00	\$0.00	\$27,690.00
	PRESS IRRIG PVC (30 IN)									
2060	1007-6004	EA	\$10,000.000	1.00	0.00	0.00	0.00	0.00	\$0.00	\$0.00
	IRRIGATION WELL (24")									
2070	464-6026	LF	\$70.000	576.00	0.00	576.00	576.00	576.00	\$0.00	\$40,320.00
	RC PIPE (CL V)(24 IN)									
2080	464-6028	LF	\$185.000	112.00	0.00	112.00	112.00	112.00	\$0.00	\$20,720.00
	RC PIPE (CL V)(42 IN)									
2090	465-6011	EA	\$8,200.000	2.00	0.00	2.00	2.00	2.00	\$0.00	\$16,400.00
	JCTBOX(COMPL)(PJB)(6FTX6FT)									
2100	5001-6001	SY	\$1.150	111,633.00	0.00	111,633.00	111,633.00	112,550.65	\$0.00	\$128,377.95
	GEOGRID BASE REINFORCEMENT (TY I)									
2730	662-6071	LF	\$0.600		0.00	1,046.00	1,046.00	1,046.00	\$0.00	\$627.60
	WK ZN PAV MRK REMOV (W)8"(SLD)									
2750	9608-6002	DOL	\$12.000		0.00	800.00	800.00	800.00	\$0.00	\$9,600.00
	UNIQUE CHANGE ORDER ITEM 2									
2770	344-6104	TON	\$79.320		0.00	0.00	0.00	0.00	\$0.00	\$0.00
	SUPERPAVE MIXTURES SP-D SAC-B PG64-22									
2780	9608-6004	DOL	\$6,966.670		0.00	0.00	0.00	0.00	\$0.00	\$0.00
	UNIQUE CHANGE ORDER ITEM 4									
2790	416-6032	LF	\$265.000		0.00	26.00	26.00	26.00	\$0.00	\$6,890.00
	DRILL SHAFT (TRF SIG POLE) (36 IN)									
2800	625-6003	LF	\$2.500		0.00	200.00	200.00	200.00	\$0.00	\$500.00
	ZINC-COAT STL WIRE STRAND (3/8")									
2810	628-6301	EA	\$1,200.000		0.00	1.00	1.00	1.00	\$0.00	\$1,200.00
	ELC SRV TY T 120/240 000(NS)GS(L)TS(O)									

Line Number	Item	Unit	Unit Price	Awarded Quantity	Current Paid Quantity	Previous Paid Quantity	Total Quantity Paid To Date	Total Quantity Placed	Current Payment Amount	Total Amount Paid To Date
2820	680-6001	EA	\$1,450.000		0.00	1.00	1.00	1.00	\$0.00	\$1,450.00
	INSTALL HWY TRF SIG (FLASH BEACON)									
2830	686-6020	EA	\$6,000.000		0.00	2.00	2.00	2.00	\$0.00	\$12,000.00
	INS TRF SIG PL AM (S)STR(TY D)LUM									
2840	9608-6005	DOL	\$6,966.670		0.00	5.00	5.00	5.00	\$0.00	\$34,833.35
	UNIQUE CHANGE ORDER ITEM 5									
2850	344-6104	TON	\$79.320		0.00	14,320.00	14,320.00	14,550.60	\$0.00	\$1,135,862.40
	SUPERPAVE MIXTURES SP-D SAC-B PG64-22									
2860	1007-6004	EA	\$10,000.000		0.00	2.00	2.00	2.00	\$0.00	\$20,000.00
	IRRIGATION WELL (24")									
2870	618-6024	LF	\$20.000		0.00	90.00	90.00	90.00	\$0.00	\$1,800.00
	CONDT (PVC) (SCH 40) (2") (BORE)									
2940	104-6015	SY	\$21.000		0.00	65.00	65.00	65.00	\$0.00	\$1,365.00
	REMOVING CONC (SIDEWALKS)									
2950	110-6001	CY	\$23.000		0.00	65.00	65.00	65.00	\$0.00	\$1,495.00
	EXCAVATION (ROADWAY)									
2960	104-6021	LF	\$10.000		0.00	117.00	117.00	117.00	\$0.00	\$1,170.00
	REMOVING CONC (CURB)									
2970	104-6024	SY	\$60.000		0.00	40.00	40.00	40.00	\$0.00	\$2,400.00
	REMOVING CONC (RETAINING WALLS)									
2980	432-6001	CY	\$60.000		0.00	78.00	78.00	78.00	\$0.00	\$4,680.00
	RIPRAP (CONC)(4 IN)									
2990	529-6029	LF	\$27.000		0.00	110.00	110.00	110.00	\$0.00	\$2,970.00
	CONC CURB & GUTTER (TY A)									
3000	529-6032	LF	\$27.000		0.00	117.00	117.00	117.00	\$0.00	\$3,159.00
	CONCRETE GUTTER (MODIFIED)									
3010	530-6004	SY	\$90.000		0.00	172.00	172.00	172.00	\$0.00	\$15,480.00
	DRIVEWAYS (CONC)									
3020	531-6013	EA	\$1,600.000		0.00	2.00	2.00	2.00	\$0.00	\$3,200.00
	CURB RAMPS (TY 10)									
3030	9608-6006	DOL	\$2,350.000		0.00	1.00	1.00	1.00	\$0.00	\$2,350.00
	UNIQUE CHANGE ORDER ITEM 6									

Line Number	Item	Unit	Unit Price	Awarded Quantity	Current Paid Quantity	Previous Paid Quantity	Total Quantity Paid To Date	Total Quantity Placed	Current Payment Amount	Total Amount Paid To Date
3040	550-6003	LF	\$15.000		0.00	117.00	117.00	117.00	\$0.00	\$1,755.00
	CHAIN LINK FENCE (REMOVE)									
3050	423-6008	SF	\$35.000		0.00	250.00	250.00	250.00	\$0.00	\$8,750.00
	RETAINING WALL (CAST - IN - PLACE)									
Section Totals:									\$85,150.53	\$17,151,893.36
Section - 2 BSIF										
2110	100-6002	STA	\$4,000.000	36.00	0.00	36.00	36.00	36.00	\$0.00	\$144,000.00
	PREPARING ROW									
2120	110-6001	CY	\$4.000	7,639.00	97.70	7,541.30	7,639.00	7,639.00	\$390.80	\$30,556.00
	EXCAVATION (ROADWAY)									
2130	132-6006	CY	\$8.000	2,845.00	0.00	1,410.00	1,410.00	1,410.00	\$0.00	\$11,280.00
	EMBANKMENT (FINAL)(DENS CONT)(TY C)									
2140	160-6005	CY	\$40.000	50.00	50.00	0.00	50.00	50.00	\$2,000.00	\$2,000.00
	FURNISHING AND PLACING TOPSOIL									
2150	164-6035	SY	\$0.350	18,282.00	2,439.00	0.00	2,439.00	2,439.00	\$853.65	\$853.65
	DRILL SEEDING (PERM) (RURAL) (CLAY)									
2160	164-6041	SY	\$0.320	18,282.00	8,724.00	0.00	8,724.00	8,724.00	\$2,791.68	\$2,791.68
	DRILL SEEDING (TEMP) (WARM)									
2170	168-6001	MG	\$30.000	500.00	342.00	158.00	500.00	500.00	\$10,260.00	\$15,000.00
	VEGETATIVE WATERING									
2180	204-6003	MG	\$1.500	136.00	136.00	0.00	136.00	136.00	\$204.00	\$204.00
	SPRINKLING (DUST CONTROL)									
2190	247-6225	CY	\$20.000	757.00	0.00	769.20	769.20	769.20	\$0.00	\$15,384.00
	FL BS (RDWY DEL)(TY E GR 4)(FNAL POS)									
2200	260-6011	SY	\$3.000	17,022.00	0.00	20,333.89	20,333.89	20,333.89	\$0.00	\$61,001.67
	LIME TRT (EXST MATL) (12")									
2210	260-6015	SY	\$3.000	3,403.00	0.00	4,842.52	4,842.52	4,842.52	\$0.00	\$14,527.56
	LIME TRT (NEW BASE)(8")									
2220	260-6043	TON	\$127.000	366.00	0.00	421.24	421.24	421.24	\$0.00	\$53,497.48
	LIME (HYD, COM OR QK)(SLURRY)									
2230	310-6009	GAL	\$4.000	3,383.00	0.00	3,347.93	3,347.93	3,347.93	\$0.00	\$13,391.72
	PRIME COAT (MC-30)									

Line Number	Item	Unit	Unit Price	Awarded Quantity	Current Paid Quantity	Previous Paid Quantity	Total Quantity Paid To Date	Total Quantity Placed	Current Payment Amount	Total Amount Paid To Date
2240	341-6076 D-GR HMA TY B SAC-B PG (64-22)	TON	\$70.000	1,849.00	0.00	1,512.78	1,512.78	1,512.78	\$0.00	\$105,894.60
2250	346-6014 STONE-MTRX-ASPH SMA-D SAC-A PG76-22	TON	\$95.000	354.00	0.00	306.85	306.85	306.85	\$0.00	\$29,150.75
2260	360-6014 CONC PVMT (CONT REINF - CRCP) (11.5")	SY	\$82.000	12,693.00	0.00	12,693.00	12,693.00	12,693.00	\$0.00	\$1,040,826.00
2270	400-6003 STRUCT EXCAV (PIPE)	CY	\$38.000	319.00	0.00	319.00	319.00	319.00	\$0.00	\$12,122.00
2280	400-6011 SAND BACKFILL	CY	\$16.000	757.00	0.00	1,029.00	1,029.00	1,029.00	\$0.00	\$16,464.00
2290	402-6001 TRENCH EXCAVATION PROTECTION	LF	\$1.000	271.00	0.00	271.00	271.00	271.00	\$0.00	\$271.00
2300	416-6029 DRILL SHAFT (RDWY ILL POLE) (30 IN)	LF	\$185.000	16.00	0.00	16.00	16.00	16.00	\$0.00	\$2,960.00
2310	432-6006 RIPRAP (CONC)(CL B)	CY	\$1,500.000	0.70	0.00	0.70	0.70	0.70	\$0.00	\$1,050.00
2320	464-6038 RC PIPE (CL III)(18 IN)(SPL)	LF	\$54.000	272.00	0.00	272.00	272.00	272.00	\$0.00	\$14,688.00
2330	464-6039 RC PIPE (CL III)(24 IN)(SPL)	LF	\$58.000	80.00	0.00	80.00	80.00	80.00	\$0.00	\$4,640.00
2340	464-6042 RC PIPE (CL III)(42 IN)(SPL)	LF	\$113.000	40.00	0.00	40.00	40.00	40.00	\$0.00	\$4,520.00
2350	467-6363 SET (TY II) (18 IN) (RCP) (6: 1) (P)	EA	\$1,000.000	10.00	0.00	10.00	10.00	10.00	\$0.00	\$10,000.00
2360	496-6007 REMOV STR (PIPE)	LF	\$12.000	271.00	0.00	271.00	271.00	271.00	\$0.00	\$3,252.00
2370	496-6018 REMOVE STR (CONC)	EA	\$1,500.000	3.00	0.00	3.00	3.00	3.00	\$0.00	\$4,500.00
2380	500-6001 MOBILIZATION	LS	\$97,000.000	1.00	0.00	0.90	0.90	0.90	\$0.00	\$87,300.00
2390	502-6001 BARRICADES, SIGNS AND TRAFFIC HANDLING	MO	\$2,500.000	0.00	0.00	0.00	0.00	0.00	\$0.00	\$0.00

Line Number	Item	Unit	Unit Price	Awarded Quantity	Current Paid Quantity	Previous Paid Quantity	Total Quantity Paid To Date	Total Quantity Placed	Current Payment Amount	Total Amount Paid To Date
2400	506-6041	LF	\$6.500	300.00	0.00	0.00	0.00	0.00	\$0.00	\$0.00
	BIODEG EROSN CONT LOGS (INSTL) (12")									
2410	506-6043	LF	\$0.750	300.00	0.00	0.00	0.00	0.00	\$0.00	\$0.00
	BIODEG EROSN CONT LOGS (REMOVE)									
2420	530-6005	SY	\$21.000	133.00	0.00	131.11	131.11	131.11	\$0.00	\$2,753.31
	DRIVEWAYS (ACP)									
2430	618-6023	LF	\$5.000	32.00	32.00	0.00	32.00	32.00	\$160.00	\$160.00
	CONDT (PVC) (SCH 40) (2")									
2440	620-6007	LF	\$1.400	32.00	32.00	0.00	32.00	32.00	\$44.80	\$44.80
	ELEC CONDR (NO.8) BARE									
2450	620-6008	LF	\$1.500	64.00	64.00	0.00	64.00	64.00	\$96.00	\$96.00
	ELEC CONDR (NO.8) INSULATED									
2460	624-6002	EA	\$750.000	2.00	2.00	0.00	2.00	2.00	\$1,500.00	\$1,500.00
	GROUND BOX TY A (122311)W/APRON									
2470	628-6050	EA	\$3,850.000	2.00	0.00	2.00	2.00	2.00	\$0.00	\$7,700.00
	ELC SRV TY A 240/480 060(NS)SS(T)TP(O)									
2480	644-6027	EA	\$505.000	22.00	21.00	1.00	22.00	22.00	\$10,605.00	\$11,110.00
	IN SM RD SN SUP&AM TYS80(1)SA(P)									
2490	644-6030	EA	\$600.000	2.00	2.00	0.00	2.00	2.00	\$1,200.00	\$1,200.00
	IN SM RD SN SUP&AM TYS80(1)SA(T)									
2500	644-6034	EA	\$885.000	1.00	1.00	0.00	1.00	1.00	\$885.00	\$885.00
	IN SM RD SN SUP&AM TYS80(1)SA(U-1EXT)									
2510	644-6038	EA	\$1,050.000	2.00	0.00	2.00	2.00	2.00	\$0.00	\$2,100.00
	IN SM RD SN SUP&AM TYS80(1)SA(U-EXAL)									
2520	662-6109	EA	\$1.000	88.00	88.00	0.00	88.00	88.00	\$88.00	\$88.00
	WK ZN PAV MRK SHT TERM (TAB)TY W									
2530	662-6111	EA	\$1.000	118.00	118.00	0.00	118.00	118.00	\$118.00	\$118.00
	WK ZN PAV MRK SHT TERM (TAB)TY Y-2									
2540	666-6303	LF	\$0.480	4,146.00	0.00	4,146.00	4,146.00	4,146.00	\$0.00	\$1,990.08
	RE PM W/RET REQ TY I (W)4"(SLD)(100MIL)									
2550	666-6036	LF	\$1.100	334.00	0.00	334.00	334.00	334.00	\$0.00	\$367.40
	REFL PAV MRK TY I (W)8"(SLD)(100MIL)									

Line Number	Item	Unit	Unit Price	Awarded Quantity	Current Paid Quantity	Previous Paid Quantity	Total Quantity Paid To Date	Total Quantity Placed	Current Payment Amount	Total Amount Paid To Date
2560	666-6048 REFL PAV MRK TY I (W)24"(SLD)(100MIL)	LF	\$3.300	27.00	0.00	27.00	27.00	27.00	\$0.00	\$89.10
2570	666-6315 RE PM W/RET REQ TY I (Y)4"(SLD)(100MIL)	LF	\$0.480	6,104.00	0.00	6,104.00	6,104.00	6,104.00	\$0.00	\$2,929.92
2580	666-6224 PAVEMENT SEALER 4"	LF	\$0.250	10,250.00	0.00	10,250.00	10,250.00	10,250.00	\$0.00	\$2,562.50
2590	666-6226 PAVEMENT SEALER 8"	LF	\$0.500	334.00	0.00	334.00	334.00	334.00	\$0.00	\$167.00
2600	666-6230 PAVEMENT SEALER 24"	LF	\$1.500	27.00	0.00	27.00	27.00	27.00	\$0.00	\$40.50
2610	668-6077 PREFAB PAV MRK TY C (W) (ARROW)	EA	\$200.000	2.00	0.00	2.00	2.00	2.00	\$0.00	\$400.00
2620	668-6085 PREFAB PAV MRK TY C (W) (WORD)	EA	\$300.000	2.00	0.00	2.00	2.00	2.00	\$0.00	\$600.00
2630	672-6006 REFL PAV MRKR TY I-A	EA	\$4.000	37.00	0.00	37.00	37.00	37.00	\$0.00	\$148.00
2640	672-6007 REFL PAV MRKR TY I-C	EA	\$4.000	17.00	0.00	17.00	17.00	17.00	\$0.00	\$68.00
2650	672-6009 REFL PAV MRKR TY II-A-A	EA	\$4.000	130.00	0.00	130.00	130.00	130.00	\$0.00	\$520.00
2660	672-6010 REFL PAV MRKR TY II-C-R	EA	\$4.000	37.00	0.00	37.00	37.00	37.00	\$0.00	\$148.00
2670	1008-7001 PRESS IRRIG PVC (15 IN)	LF	\$75.000	198.00	0.00	198.00	198.00	198.00	\$0.00	\$14,850.00
2680	1008-7003 PRESS IRRIG PVC (30 IN)	LF	\$213.000	73.00	0.00	73.00	73.00	73.00	\$0.00	\$15,549.00
2690	1007-7001 IRRIGATION VALVE (12")	EA	\$2,200.000	3.00	0.00	4.00	4.00	4.00	\$0.00	\$8,800.00
2700	1007-6005 IRRIGATION WELL (30")	EA	\$11,000.000	2.00	0.00	2.00	2.00	2.00	\$0.00	\$22,000.00
2710	1008-6001 PRSSR IRRIG PVC PIPE (18")	EA	\$44.000	924.00	0.00	95.00	95.00	95.00	\$0.00	\$4,180.00

Line Number	Item	Unit	Unit Price	Awarded Quantity	Current Paid Quantity	Previous Paid Quantity	Total Quantity Paid To Date	Total Quantity Placed	Current Payment Amount	Total Amount Paid To Date
2720	1008-6003	EA	\$26.000	375.00	0.00	375.00	375.00	375.00	\$0.00	\$9,750.00
	PRSSR IRRIG PVC PIPE (12")									
2740	9608-6001	DOL	\$320.000		0.00	2.00	2.00	2.00	\$0.00	\$640.00
	UNIQUE CHANGE ORDER ITEM 1									
2760	9608-6003	DOL	\$6,623.320		0.00	1.00	1.00	1.00	\$0.00	\$6,623.32
	UNIQUE CHANGE ORDER ITEM 3									
Section Totals:									\$31,196.93	\$1,822,304.04
Total Payments:									\$116,347.46	\$18,974,197.40

Time Charges

Time Limit	Original Deadline	Authorized Deadline	Charges This Period	Damages This Period	Days Completed to Date	Days Remaining to Date	Damages to Date
Substantial Completion	535 Days	566 Days	0 Days	\$0.00	566 Days	0 Days	\$0.00
Total Damages:							\$0.00

Stockpiles

Stockpile	Current Advancements	Advancements to Date	Current Recoveries	Recoveries To Date
#1 : SECTION 1 (US-281) PRESS IRRG PVC (15 IN) 20201008-7001 - PRESS IRRIG PVC (15 IN)	\$0.00	\$2,076.80	\$0.00	\$2,076.80
#2 : SECTION 1 (US-281) PRESS IRRIG PVC (21 IN) 20401008-7002 - PRESS IRRIG PVC (21 IN)	\$0.00	\$2,170.00	\$0.00	\$2,170.00
#3 : SECTION 1 (US-281) CRASH CUSH ATTEN (INSTL) 1070545-6001 - CRASH CUSH ATTEN (INSTL)	\$0.00	\$85,146.00	\$0.00	\$85,146.00
#4 : SECTION 2 (BSIF) PRSSR IRRIG PVC PIPE (18") 27101008-6001 - PRSSR IRRIG PVC PIPE (18")	\$0.00	\$0.00	\$0.00	\$0.00
#5 : SECTION 1 (US-281) CONCRETE DECK PANELS 0440422-6001 - REINF CONC SLAB	\$0.00	\$62,917.60	\$0.00	\$62,917.60
#6 : SECTION 1 (US-281) PRESTR CONCRETE GIRDERS (TX54) 0450425-6039 - PRESTR CONC GIRDER (TX54)	\$0.00	\$262,889.58	\$0.00	\$262,889.58

Stockpile	Current Advancements	Advancements to Date	Current Recoveries	Recoveries To Date
#7 : SECTION 1 (US-281) IN RD IL (TY SA)38S-8-8 (ANCHOR BOLT ASSEMBLY) 1130610-6191 - IN RD IL (TY SP) 38S-8-8 (250W EQ) LED	\$0.00	\$3,573.90	\$0.00	\$3,573.90
#8 : SECTION 1 (US-281) IN RD IL (TY SA) 40T-8 (ANCHOR BOLT ASSEMBLY) 1140610-6214 - IN RD IL (TY SA) 40T-8 (250W EQ) LED	\$0.00	\$847.00	\$0.00	\$847.00
#9 : SECTION 1 (US-281) INS TRF SIG PL (32') (ANCHOR BOLT ASSEMBLY) 1930686-6035 - INS TRF SIG PL AM(S)1 ARM(32')LUM	\$0.00	\$424.60	\$0.00	\$424.60
#10 : SECTION 1 (US-281) INS TRG SIGN PL AM(40')(ANCHOR BOLT ASSEMBLY) 1940686-6043 - INS TRF SIG PL AM(S)1 ARM(40')LUM	\$0.00	\$537.90	\$0.00	\$537.90
#11 : SECTION 1 (US-281) INS TRF SIG PL AM(50-32')(ANCHOR BOLT ASSEMBLY) 1950686-6183 - INS TRF SIG PL AM(S)2 ARM(50-32')LUM	\$0.00	\$13,071.52	\$0.00	\$13,071.52
#12 : SECTION 1 (US-281)INS TRF SIG PL AM(50-40')(ANCHOR BOLT ASSEMBLY) 1960686-6191 - INS TRF SIG PL AM(S)2 ARM(50 - 40')LUM	\$0.00	\$1,149.50	\$0.00	\$1,149.50
#13 : SECTION 1 (US-281) IN RD IL (TY SP) 38S-8-8 LED-LIGHT FIXTURE 1130610-6191 - IN RD IL (TY SP) 38S-8-8 (250W EQ) LED	\$0.00	\$16,948.00	\$0.00	\$16,948.00
#14 : SECTION 1 (US-281) IN RD IL (TY SA)40t-8 LED-LIGHT FIXTURE 1140610-6214 - IN RD IL (TY SA) 40T-8 (250W EQ) LED	\$0.00	\$2,230.00	\$0.00	\$2,230.00
#15 : SECTION 1 (US-281) INS TRF SIG PL 32' LUM-LIGHT FIXTURES 1930686-6035 - INS TRF SIG PL AM(S)1 ARM(32')LUM	\$0.00	\$852.00	\$0.00	\$852.00
#16 : SECTION 1 (US-281) INS TRF SIG PL 40' LUM-POLE FIXTURES 1940686-6043 - INS TRF SIG PL AM(S)1 ARM(40')LUM	\$0.00	\$852.00	\$0.00	\$852.00
#17 : SECTION 1 (US-281) INS OH SN SUP (35FT CANT)ANCHOR BOLTS 1430650-6038 - INS OH SN SUP(35 FT CANT)	\$0.00	\$4,152.00	\$0.00	\$4,152.00
#18 : SECTION 1 (US-281) INS OH SN SUP (30 FT CANT)ANCHOR BOLTS 1420650-6032 - INS OH SN SUP(30 FT CANT)	\$0.00	\$3,624.00	\$0.00	\$3,624.00
#19 : SECTION 1 (US-281) INS OH SN SUP (25 FT CANT) ANCHOR BOLTS 1410650-6025 - INS OH SN SUP(25 FT CANT)	\$0.00	\$1,028.00	\$0.00	\$1,028.00
#21 : SECTION 1 (US-281) INLET(COMPL)(PCU)(5FT)(LEFT) 0680465-6038 - INLET (COMPL)(PCU)(5FT)(LEFT)	\$0.00	\$4,880.00	\$0.00	\$4,880.00
#22 : SECTION 1 (US-281)INLET(COMPL)(PCU)(5FT)(BOTH) 0690465-6040 - INLET (COMPL)(PCU)(5FT)(BOTH)	\$0.00	\$2,905.00	\$0.00	\$2,905.00

Stockpile	Current Advancements	Advancements to Date	Current Recoveries	Recoveries To Date
#23 : SECTION 1 (US-281)INLET(COMPL)(PCU)(5FT)(NONE) 0670465-6037 - INLET (COMPL)(PCU)(5FT)(NONE)	\$0.00	\$26,760.00	\$0.00	\$26,760.00
#24 : SECTION 1 (US-281 IN RD IL (TY SP) 38S-8-8 LED POLE 1130610-6191 - IN RD IL (TY SP) 38S-8-8 (250W EQ) LED	\$0.00	\$27,608.90	\$0.00	\$27,608.90
#25 : SECTION 1 (US-281) IN RD IL (TY SA)40T-8 LED POLE 1140610-6214 - IN RD IL (TY SA) 40T-8 (250W EQ) LED	\$0.00	\$7,408.50	\$0.00	\$7,408.50
#26 : SECTION 1 (US-281) INS TRF SIG PL (32') LUM POLE 1930686-6035 - INS TRF SIG PL AM(S)1 ARM(32')LUM	\$0.00	\$4,605.70	\$0.00	\$4,605.70
#27 : SECTION 1 (US-281) INS TRF SIG PL (40') LUM POLE 1940686-6043 - INS TRF SIG PL AM(S)1 ARM(40')LUM	\$0.00	\$6,587.90	\$0.00	\$6,587.90
#28 : SECTION 1 (US-281) INS TRF SIGN PL (50-40') LUM-POLE 1960686-6191 - INS TRF SIG PL AM(S)2 ARM(50 - 40')LUM	\$0.00	\$12,311.78	\$0.00	\$12,311.78
#29 : SECTION 1 (US-281) INS OH SN SUPT(35 FT CANT)COLUMN 1430650-6038 - INS OH SN SUP(35 FT CANT)	\$0.00	\$46,296.00	\$0.00	\$46,296.00
#30 : SECTION 1(US-281) INS OH SN SUP(30 FT CANT)COLUMN 1420650-6032 - INS OH SN SUP(30 FT CANT)	\$0.00	\$43,896.00	\$0.00	\$43,896.00
#31 : SECTION 1 (US-281)IN OH SN SUP(25 FT CANT)COLUMN 1410650-6025 - INS OH SN SUP(25 FT CANT)	\$0.00	\$11,033.00	\$0.00	\$11,033.00
#32 : SECTION 1 (US-281) IN RD IL(U/P)(TY2) BRACKET 1120610-6106 - IN RD IL (U/P) (TY 2) (150W EQ) LED	\$0.00	\$4,536.00	\$0.00	\$4,536.00
#33 : SECTION 1 (US-281)INSTALL HWY TRAF SIG (ISOLATED) 1810680-6002 - INSTALL HWY TRF SIG (ISOLATED)	\$0.00	\$11,800.00	\$0.00	\$11,800.00
#34 : SECTION 1 (US-281) VEH SIG LED GRN 1830682-6001 - VEH SIG SEC (12")LED(GRN)	\$0.00	\$1,568.00	\$0.00	\$1,568.00
#35 : SECTION 1 (US-281) VEH SIG LED GRN ARROW 1840682-6002 - VEH SIG SEC (12")LED(GRN ARW)	\$0.00	\$250.00	\$0.00	\$250.00
#36 : SECTION 1 (US-281) VEH SIG LED YELLOW 1850682-6003 - VEH SIG SEC (12")LED(YEL)	\$0.00	\$1,610.00	\$0.00	\$1,610.00
#37 : SECTION 1 (US-281) VEH SIG LED YELLOW ARROW 1860682-6004 - VEH SIG SEC (12")LED(YEL ARW)	\$0.00	\$232.00	\$0.00	\$232.00
#38 : SECTION 1 (US-281) VEH SIG LED RED 1870682-6005 - VEH SIG SEC (12")LED(RED)	\$0.00	\$1,554.00	\$0.00	\$1,554.00

Stockpile	Current Advancements	Advancements to Date	Current Recoveries	Recoveries To Date
#39 : SECTION 1 (US-281) PED SINAL LED COUNTDOWN 1880682-6018 - PED SIG SEC (LED)(COUNTDOWN)	\$0.00	\$3,600.00	\$0.00	\$3,600.00
#40 : SECTION 1 (US-281) PED POLE ASSEMBLY 1970687-6001 - PED POLE ASSEMBLY	\$0.00	\$1,925.00	\$0.00	\$1,925.00
#41 : SECTION 1 (US-281) PED DETECT PB ABS 1980688-6001 - PED DETECT PUSH BUTTON (APS)	\$0.00	\$6,300.00	\$0.00	\$6,300.00
#42 : SECTION 1 (US-281) PED DETECT CONTROLLER 1990688-6003 - PED DETECTOR CONTROLLER UNIT	\$0.00	\$2,695.00	\$0.00	\$2,695.00
Totals:	\$0.00	\$694,853.18	\$0.00	\$694,853.18

Summary

Current Approved Work:	\$116,347.46	Approved Work To Date:	\$18,974,197.40
Stockpile Advancement:	\$0.00	Stockpile Advancement To Date:	\$694,853.18
Current Retainage:	\$0.00	Retainage To Date:	\$0.00
Current Retainage Released:	\$0.00	Retainage Released To Date:	\$0.00
Stockpile Recovery:	\$0.00	Stockpile Recovery To Date:	\$694,853.18
Current Liquidated Damages:	\$0.00	Liquidated Damages To Date:	\$0.00
Current Adjustment:	\$0.00	Adjustments To Date:	\$12,733.44
Current Taxes:	\$0.00	Taxes To Date:	\$0.00
Current Payment:	\$116,347.46	Payments To Date:	\$18,986,930.84

Funding Details

HCRMA:	\$31,196.93	HCRMA To Date:	\$1,887,305.64
TXDOT:	\$85,150.53	TXDOT To Date:	\$17,086,891.76
Current Payment:	\$116,347.46	Payments To Date:	\$18,974,197.40




Project Manager

1/16/18

Date

1/19/2018

Stakeholder

Date

INVOICE PAYMENT



Hidalgo County Regional Mobility Authority

Payment Invoice

0220-01-023 ETC

Description: County: HIDALGO
Type: WIDEN 4 LANE RURAL TO 6 LANES
Time: 535 WORKING DAYS
Highway: US 281
Length: 1.84
From: 0.45 Mi E of SP 600 (Cage Blvd.)

Payment Number: 23
Pay Period: 12/01/2017 to 12/31/2017
Approval Date: 01/23/2018

Prime Contractor: Foremost
Paving Inc.
P.O. Box 29
Weslaco, Texas
78599

Payment Status: Draft

Awarded Project Amount: \$19,425,546.44

Authorized Amount: \$19,342,713.68

Line Number	Item	Unit	Current Paid Quantity	Unit Price	Amount
Section - 1 US 281					
0070	110-6001 EXCAVATION (ROADWAY)	CY	0.50	\$4.000	\$2.00
0100	164-6035 DRILL SEEDING (PERM) (RURAL) (CLAY)	SY	-2,439.00	\$0.350	-\$853.65
0110	164-6041 DRILL SEEDING (TEMP) (WARM)	SY	-8,724.00	\$0.320	-\$2,791.68
0550	464-6039 RC PIPE (CL III)(24 IN)(SPL)	LF	194.00	\$58.000	\$11,252.00
0560	464-6040 RC PIPE (CL III)(30 IN)(SPL)	LF	77.00	\$65.000	\$5,005.00
0570	464-6041 RC PIPE (CL III)(36 IN)(SPL)	LF	3.00	\$100.000	\$300.00
0920	528-6004 LANDSCAPE PAVERS	SY	261.30	\$50.000	\$13,065.00
0990	531-6004 CURB RAMPS (TY 1)	EA	-1.00	\$1,350.000	-\$1,350.00
1170	618-6033 CONDT (PVC) (SCH 40) (4")	LF	8.00	\$10.000	\$80.00
1210	620-6007 ELEC CONDR (NO.8) BARE	LF	1,130.50	\$1.400	\$1,582.70

Line Number	Item	Unit	Current Paid Quantity	Unit Price	Amount
1220	620-6008 ELEC CONDR (NO.8) INSULATED	LF	2,241.00	\$1.500	\$3,361.50
1230	620-6009 ELEC CONDR (NO.6) BARE	LF	329.00	\$1.700	\$559.30
1240	620-6010 ELEC CONDR (NO.6) INSULATED	LF	690.00	\$1.800	\$1,242.00
1250	621-6005 TRAY CABLE (4 CONDR) (12 AWG)	LF	270.00	\$1.800	\$486.00
1310	636-6001 ALUMINUM SIGNS (TY A)	SF	72.00	\$20.000	\$1,440.00
1320	636-6003 ALUMINUM SIGNS (TY O)	SF	612.50	\$22.000	\$13,475.00
1330	644-6027 IN SM RD SN SUP&AM TYS80(1)SA(P)	EA	32.00	\$505.000	\$16,160.00
1340	644-6030 IN SM RD SN SUP&AM TYS80(1)SA(T)	EA	13.00	\$600.000	\$7,800.00
1350	644-6033 IN SM RD SN SUP&AM TYS80(1)SA(U)	EA	3.00	\$725.000	\$2,175.00
1390	644-6076 REMOVE SM RD SN SUP&AM	EA	15.00	\$50.000	\$750.00
1440	658-6001 INSTL DEL ASSM (D-SW)SZ 1(F LX)GND	EA	6.00	\$45.000	\$270.00
1450	658-6013 INSTL DEL ASSM (D-SW)SZ (BRF)CTB	EA	8.00	\$19.000	\$152.00
1460	658-6026 INSTL DEL ASSM (D-SY)SZ (BRF)CTB	EA	121.00	\$19.000	\$2,299.00
1470	658-6036 INSTL DEL ASSM (D-DW)SZ 1(F LX)GND	EA	1.00	\$53.000	\$53.00
1490	658-6061 INST DEL ASSM (D-SW) SZ 1 (BRF) GF 2	EA	3.00	\$35.000	\$105.00
1500	662-6004 WK ZN PAV MRK NON-REMOV (W)4"(SLD)	LF	2,345.00	\$0.480	\$1,125.60
1510	662-6034 WK ZN PAV MRK NON-REMOV (Y)4"(SLD)	LF	5,562.00	\$0.480	\$2,669.76
1550	662-6109 WK ZN PAV MRK SHT TERM (TAB)TY W	EA	1,020.00	\$1.000	\$1,020.00
1560	662-6111 WK ZN PAV MRK SHT TERM (TAB)TY Y-2	EA	2,028.00	\$1.000	\$2,028.00
1850	682-6003 VEH SIG SEC (12")LED(YEL)	EA	4.00	\$175.000	\$700.00
1870	682-6005 VEH SIG SEC (12")LED(RED)	EA	4.00	\$175.000	\$700.00
1900	684-6010 TRF SIG CBL (TY A)(12 AWG)(5 CONDR)	LF	160.00	\$1.800	\$288.00

Line Number	Item	Unit	Current Paid Quantity	Unit Price	Amount
				Section Totals:	\$85,150.53
Section - 2 BSIF					
2120	110-6001 EXCAVATION (ROADWAY)	CY	97.70	\$4.000	\$390.80
2140	160-6005 FURNISHING AND PLACING TOPSOIL	CY	50.00	\$40.000	\$2,000.00
2150	164-6035 DRILL SEEDING (PERM) (RURAL) (CLAY)	SY	2,439.00	\$0.350	\$853.65
2160	164-6041 DRILL SEEDING (TEMP) (WARM)	SY	8,724.00	\$0.320	\$2,791.68
2170	168-6001 VEGETATIVE WATERING	MG	342.00	\$30.000	\$10,260.00
2180	204-6003 SPRINKLING (DUST CONTROL)	MG	136.00	\$1.500	\$204.00
2430	618-6023 CONDT (PVC) (SCH 40) (2")	LF	32.00	\$5.000	\$160.00
2440	620-6007 ELEC CONDR (NO.8) BARE	LF	32.00	\$1.400	\$44.80
2450	620-6008 ELEC CONDR (NO.8) INSULATED	LF	64.00	\$1.500	\$96.00
2460	624-6002 GROUND BOX TY A (122311)W/APRON	EA	2.00	\$750.000	\$1,500.00
2480	644-6027 IN SM RD SN SUP&AM TYS80(1)SA(P)	EA	21.00	\$505.000	\$10,605.00
2490	644-6030 IN SM RD SN SUP&AM TYS80(1)SA(T)	EA	2.00	\$600.000	\$1,200.00
2500	644-6034 IN SM RD SN SUP&AM TYS80(1)SA(U-1EXT)	EA	1.00	\$885.000	\$885.00
2520	662-6109 WK ZN PAV MRK SHT TERM (TAB)TY W	EA	88.00	\$1.000	\$88.00
2530	662-6111 WK ZN PAV MRK SHT TERM (TAB)TY Y-2	EA	118.00	\$1.000	\$118.00
				Section Totals:	\$31,196.93
				Project Total:	\$116,347.46

Stockpiles

Stockpile	Advancements		Recoveries	
	Current	To Date	Current	To Date
#1 : SECTION 1 (US-281) PRESS IRRG PVC (15 IN) 2020: 1008-7001 - PRESS IRRIG PVC (15 IN)	\$0.00	\$2,076.80	\$0.00	\$2,076.80
#2 : SECTION 1 (US-281) PRESS IRRIG PVC (21 IN) 2040: 1008-7002 - PRESS IRRIG PVC (21 IN)	\$0.00	\$2,170.00	\$0.00	\$2,170.00

Stockpile	Advancements		Recoveries	
	Current	To Date	Current	To Date
#3 : SECTION 1 (US-281) CRASH CUSH ATTEN (INSTL) 1070: 545-6001 - CRASH CUSH ATTEN (INSTL)	\$0.00	\$85,146.00	\$0.00	\$85,146.00
#4 : SECTION 2 (BSIF) PRSSR IRRIG PVC PIPE (18") 2710: 1008-6001 - PRSSR IRRIG PVC PIPE (18")	\$0.00	\$0.00	\$0.00	\$0.00
#5 : SECTION 1 (US-281) CONCRETE DECK PANELS 0440: 422-6001 - REINF CONC SLAB	\$0.00	\$62,917.60	\$0.00	\$62,917.60
#6 : SECTION 1 (US-281) PRESTR CONCRETE GIRDERS (TX54) 0450: 425-6039 - PRESTR CONC GIRDER (TX54)	\$0.00	\$262,889.58	\$0.00	\$262,889.58
#7 : SECTION 1 (US-281) IN RD IL (TY SA)38S-8-8 (ANCHOR BOLT ASSEMBLY) 1130: 610-6191 - IN RD IL (TY SP) 38S-8-8 (250W EQ) LED	\$0.00	\$3,573.90	\$0.00	\$3,573.90
#8 : SECTION 1 (US-281) IN RD IL (TY SA) 40T-8 (ANCHOR BOLT ASSEMBLY) 1140: 610-6214 - IN RD IL (TY SA) 40T-8 (250W EQ) LED	\$0.00	\$847.00	\$0.00	\$847.00
#9 : SECTION 1 (US-281) INS TRF SIG PL (32') (ANCHOR BOLT ASSEMBLY) 1930: 686-6035 - INS TRF SIG PL AM(S)1 ARM(32')LUM	\$0.00	\$424.60	\$0.00	\$424.60
#10 : SECTION 1 (US-281) INS TRG SIGN PL AM(40')(ANCHOR BOLT ASSEMBLY) 1940: 686-6043 - INS TRF SIG PL AM(S)1 ARM(40')LUM	\$0.00	\$537.90	\$0.00	\$537.90
#11 : SECTION 1 (US-281) INS TRF SIG PL AM(50-32')(ANCHOR BOLT ASSEMBLY) 1950: 686-6183 - INS TRF SIG PL AM(S)2 ARM(50-32')LUM	\$0.00	\$13,071.52	\$0.00	\$13,071.52
#12 : SECTION 1 (US-281)INS TRF SIG PL AM(50-40')(ANCHOR BOLT ASSEMBLY) 1960: 686-6191 - INS TRF SIG PL AM(S)2 ARM(50 - 40')LUM	\$0.00	\$1,149.50	\$0.00	\$1,149.50
#13 : SECTION 1 (US-281) IN RD IL (TY SP) 38S-8-8 LED-LIGHT FIXTURE 1130: 610-6191 - IN RD IL (TY SP) 38S-8-8 (250W EQ) LED	\$0.00	\$16,948.00	\$0.00	\$16,948.00
#14 : SECTION 1 (US-281) IN RD IL (TY SA)40t-8 LED-LIGHT FIXTURE 1140: 610-6214 - IN RD IL (TY SA) 40T-8 (250W EQ) LED	\$0.00	\$2,230.00	\$0.00	\$2,230.00
#15 : SECTION 1 (US-281) INS TRF SIG PL 32' LUM-LIGHT FIXTURES 1930: 686-6035 - INS TRF SIG PL AM(S)1 ARM(32')LUM	\$0.00	\$852.00	\$0.00	\$852.00
#16 : SECTION 1 (US-281) INS TRF SIG PL 40' LUM-POLE FIXTURES 1940: 686-6043 - INS TRF SIG PL AM(S)1 ARM(40')LUM	\$0.00	\$852.00	\$0.00	\$852.00
#17 : SECTION 1 (US-281) INS OH SN SUP (35FT CANT)ANCHOR BOLTS 1430: 650-6038 - INS OH SN SUP(35 FT CANT)	\$0.00	\$4,152.00	\$0.00	\$4,152.00
#18 : SECTION 1 (US-281) INS OH SN SUP (30 FT CANT)ANCHOR BOLTS 1420: 650-6032 - INS OH SN SUP(30 FT CANT)	\$0.00	\$3,624.00	\$0.00	\$3,624.00
#19 : SECTION 1 (US-281) INS OH SN SUP (25 FT CANT) ANCHOR BOLTS 1410: 650-6025 - INS OH SN SUP(25 FT CANT)	\$0.00	\$1,028.00	\$0.00	\$1,028.00
#21 : SECTION 1 (US-281) INLET(COMPL)(PCU)(5FT)(LEFT) 0680: 465-6038 - INLET (COMPL)(PCU)(5FT)(LEFT)	\$0.00	\$4,880.00	\$0.00	\$4,880.00
#22 : SECTION 1 (US-281)INLET(COMPL)(PCU)(5FT)(BOTH) 0690: 465-6040 - INLET (COMPL)(PCU)(5FT)(BOTH)	\$0.00	\$2,905.00	\$0.00	\$2,905.00
#23 : SECTION 1 (US-281)INLET(COMPL)(PCU)(5FT)(NONE) 0670: 465-6037 - INLET (COMPL)(PCU)(5FT)(NONE)	\$0.00	\$26,760.00	\$0.00	\$26,760.00

Stockpile	Advancements		Recoveries	
	Current	To Date	Current	To Date
#24 : SECTION 1 (US-281 IN RD IL (TY SP) 38S-8-8 LED POLE 1130: 610-6191 - IN RD IL (TY SP) 38S-8-8 (250W EQ) LED	\$0.00	\$27,608.90	\$0.00	\$27,608.90
#25 : SECTION 1 (US-281) IN RD IL (TY SA)40T-8 LED POLE 1140: 610-6214 - IN RD IL (TY SA) 40T-8 (250W EQ) LED	\$0.00	\$7,408.50	\$0.00	\$7,408.50
#26 : SECTION 1 (US-281) INS TRF SIG PL (32') LUM POLE 1930: 686-6035 - INS TRF SIG PL AM(S)1 ARM(32')LUM	\$0.00	\$4,605.70	\$0.00	\$4,605.70
#27 : SECTION 1 (US-281) INS TRF SIG PL (40') LUM POLE 1940: 686-6043 - INS TRF SIG PL AM(S)1 ARM(40')LUM	\$0.00	\$6,587.90	\$0.00	\$6,587.90
#28 : SECTION 1 (US-281) INS TRF SIGN PL (50-40') LUM-POLE 1960: 686-6191 - INS TRF SIG PL AM(S)2 ARM(50 - 40')LUM	\$0.00	\$12,311.78	\$0.00	\$12,311.78
#29 : SECTION 1 (US-281) INS OH SN SUPT(35 FT CANT)COLUMN 1430: 650-6038 - INS OH SN SUP(35 FT CANT)	\$0.00	\$46,296.00	\$0.00	\$46,296.00
#30 : SECTION 1(US-281) INS OH SN SUP(30 FT CANT)COLUMN 1420: 650-6032 - INS OH SN SUP(30 FT CANT)	\$0.00	\$43,896.00	\$0.00	\$43,896.00
#31 : SECTION 1 (US-281)IN OH SN SUP(25 FT CANT)COLUMN 1410: 650-6025 - INS OH SN SUP(25 FT CANT)	\$0.00	\$11,033.00	\$0.00	\$11,033.00
#32 : SECTION 1 (US-281) IN RD IL(U/P)(TY2) BRACKET 1120: 610-6106 - IN RD IL (U/P) (TY 2) (150W EQ) LED	\$0.00	\$4,536.00	\$0.00	\$4,536.00
#33 : SECTION 1 (US-281)INSTALL HWY TRAF SIG (ISOLATED) 1810: 680-6002 - INSTALL HWY TRF SIG (ISOLATED)	\$0.00	\$11,800.00	\$0.00	\$11,800.00
#34 : SECTION 1 (US-281) VEH SIG LED GRN 1830: 682-6001 - VEH SIG SEC (12")LED(GRN)	\$0.00	\$1,568.00	\$0.00	\$1,568.00
#35 : SECTION 1 (US-281) VEH SIG LED GRN ARROW 1840: 682-6002 - VEH SIG SEC (12")LED(GRN ARW)	\$0.00	\$250.00	\$0.00	\$250.00
#36 : SECTION 1 (US-281) VEH SIG LED YELLOW 1850: 682-6003 - VEH SIG SEC (12")LED(YEL)	\$0.00	\$1,610.00	\$0.00	\$1,610.00
#37 : SECTION 1 (US-281) VEH SIG LED YELLOW ARROW 1860: 682-6004 - VEH SIG SEC (12")LED(YEL ARW)	\$0.00	\$232.00	\$0.00	\$232.00
#38 : SECTION 1 (US-281) VEH SIG LED RED 1870: 682-6005 - VEH SIG SEC (12")LED(RED)	\$0.00	\$1,554.00	\$0.00	\$1,554.00
#39 : SECTION 1 (US-281) PED SINAL LED COUNTDOWN 1880: 682-6018 - PED SIG SEC (LED)(COUNTDOWN)	\$0.00	\$3,600.00	\$0.00	\$3,600.00
#40 : SECTION 1 (US-281) PED POLE ASSEMBLY 1970: 687-6001 - PED POLE ASSEMBLY	\$0.00	\$1,925.00	\$0.00	\$1,925.00
#41 : SECTION 1 (US-281) PED DETECT PB ABS 1980: 688-6001 - PED DETECT PUSH BUTTON (APS)	\$0.00	\$6,300.00	\$0.00	\$6,300.00
#42 : SECTION 1 (US-281) PED DETECT CONTROLLER 1990: 688-6003 - PED DETECTOR CONTROLLER UNIT	\$0.00	\$2,695.00	\$0.00	\$2,695.00
Totals:	\$0.00	\$694,853.18	\$0.00	\$694,853.18

Summary

Current Approved Work:	\$116,347.46	Approved Work To Date:	\$18,974,197.40
Stockpile Advancement:	\$0.00	Stockpile Advancement To Date:	\$694,853.18
Current Retainage:	\$0.00	Retainage To Date:	\$0.00
Current Retainage Released:	\$0.00	Retainage Released To Date:	\$0.00
Stockpile Recovery:	\$0.00	Stockpile Recovery To Date:	\$694,853.18
Current Liquidated Damages:	\$0.00	Liquidated Damages To Date:	\$0.00
Current Adjustment:	\$0.00	Adjustments To Date:	\$12,733.44
Current Taxes:	\$0.00	Taxes To Date:	\$0.00
Current Payment:	\$116,347.46	Payments To Date:	\$18,986,930.84



Project Manager

Date

Stakeholder

Date

DBE REPORT

2017 DBE



HCRMA

HIDALGO COUNTY REGIONAL MOBILITY AUTHORITY

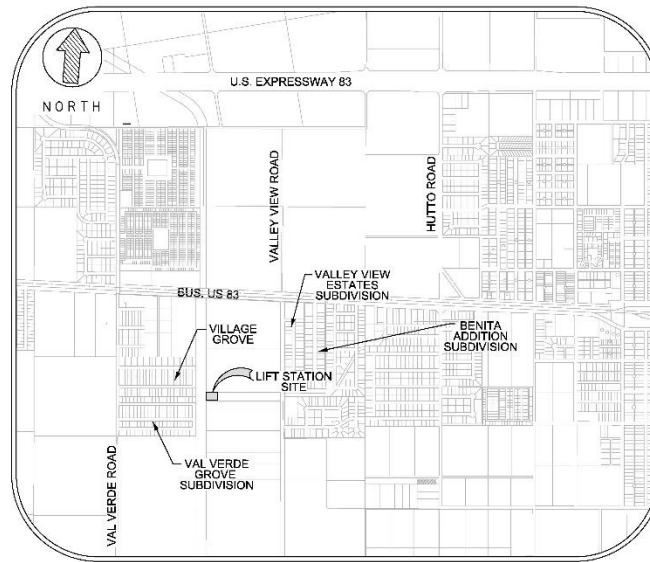

**CITY OF DONNA VALLEY
VIEW ROAD SANITARY
SEWER LIFT STATION
PROJECT**

EXECUTIVE SUMMARY

- ◆ The Notice to Proceed (NTP) was issued to International Consulting Engineers (ICE) on June 6, 2017, with time charges commencing on **June 16, 2017**.
- ◆ Project is to be completed within **180** calendar days. The specified number of “calendar days” in which the work is to be completed are 7 day consecutive Julian calendar days, inclusive of Saturdays, Sundays, including all holidays, regardless of weather conditions, material availability, or other conditions not under the control of the Contractor.
- ◆ The project is to be substantially completed by December 3, 2017
- ◆ The total construction cost was submitted at **\$344,918.00**.

CITY OF DONNA VALLEY VIEW ROAD LIFT STATION SITE IMPROVEMENTS

DONNA, TEXAS



Vicinity Map
WTS

SHEET INDEX

COVER SHEET/ SHEET INDEX

G-1	GENERAL NOTES
D-1	DEMOLITION PLAN
C-1	SITE PLAN/ LIFT STATION PLAN
C-2	WASTEWATER PLAN & PROFILE
C-3	MISCELLANEOUS DETAILS
C-4	SUGGESTED EROSION CONTROL

MECHANICAL

M-1	LIFT STATION DETAIL
-----	---------------------

STRUCTURAL

S1.0	GENERAL NOTES
S2.0	PLANS AND DETAILS

ELECTRICAL

EG-1	ELECTRICAL GENERAL LEGEND
E-1	ELECTRICAL SITE PLAN
E-2	ELECTRICAL FLOOR PLAN
E-3	ELECTRICAL SECTION VIEW
E-4	ELECTRICAL RISER DIAGRAM
E-5	ELECTRICAL DETAILS



The undersigned or their
competent was prepared by
Robert T. Saenz, P.E. Number 162072
on March 30, 2017, in accordance
with the provisions of the
Professional Engineering Act
under the Texas Engineering
Practice Act. The undersigned
of this document is on file at the
office of Robert T. Saenz, P.E.,
3000 N. Military, Suite 100,
McAllen, TX 78501, TSP# 100-47-20



5000 WEST MILITARY, SUITE 100
MCALLEN, TEXAS 78503
TEL (956) 664-0266
FAX (956) 664-0262
TSP# FIRM #F-312

AVO - 30194/ W002 MARCH 2017

SCHEDULE & CONSTRUCTION COSTS

- ◇ As of January 1, 2018, the project was 199 days into the contract, with 17 days remaining.
- ◇ The project is approximately 44% complete based on the total construction value estimated for payment Application (#7) in the amount of \$41,548.50; total paid to date \$150,583.50 leaving a remaining balance of \$194,334.50.
- ◇ Approved Change Order(s):

◇ Change Order # 1	No Cost Time Extension	+36 days
--------------------	------------------------	----------

CONTRACTOR



CONSULTANTS



L&G Engineering Laboratory, LLC.

Construction Material Testing · Geotechnical Engineering

Pay Application

#7

JAN 08 2018

APPLICATION FOR PAYMENT NO. 7

Construction Department

To: City of Donna/HCMA (Owner)
From: Jimenez Engineering Solutions/International Consulting Engineers (Contractor)
Contract: City of Donna Valley View Lift Station Improvement Project
Project: Donna Lift Station Improvement Project
OWNER's Contract No: 02-C33-17-03 ENGINEER's Project No:
For Work accomplished from : 12/1/2017 through: 12/31/2017

1. Original Contract Price:	\$	344,918.00
2. Net Change by Change Orders and Written Agreements (+ or -)	\$	-
3. Current Contract Price (1 plus 2)	\$	344,918.00
4. Total Completed and Stored to date:	\$	167,315.00
5. Retainage (per Agreement):	\$	16,731.50
10 % of Completed Work:	\$	13,875.09
10 % of Stored Material:	\$	2,856.41
Total Retainage:	\$	16,731.50
6. Total Completed and stored to date less retainage (4 minus 5):	\$	150,583.50
7. Less previous Application for Payments:	\$	109,035.00
8. AMOUNT DUE THIS APPLICATION (6 MINUS 7):	\$	41,548.50

Accompanying Documentation:

CONTRACTOR'S Certification:

The undersigned CONTRACTOR certifies that (1) all previous progress payments received from OWNER on account of Work done under the Contract referred to above have been applied on account to discharge CONTRACTOR'S legitimate obligations incurred in connection with Work covered by prior Applications for Payment numbered 1 through 7 this Application for Payment will pass to OWNER at time of payment free and clear of all Liens, security interests and encumbrances (except such as are covered by a Bond acceptable to OWNER indemnifying OWNER against any such Lien, security interest or encumbrance); and (3) all Work covered by this Application for Payment is in accordance with the Contract Documents and not defective.

Dated: 1/08/2018

Jimenez Engineering Solutions DBA I.C.E.
CONTRACTOR


By:

State of
County of

Subscribed and sworn to me this 8th day of January, 2018

Vivian Gonzalez
Notary Public

My Commission expires: February 11, 2018



Payment of the above AMOUNT DUE THIS APPLICATION is recommended.

Date: 1/8/2018

By:

ENGINEER

1/15/2018

Item No. (1)	Description of Item (2)	CONTRACT				THIS PERIOD		TO DATE	
		Unit (3)	Quantity (4)	Cost Per Unit \$ (5)	Total Cost \$ (6)	Quantity (7)	Amount \$ (8)	Quantity (9)	Amount \$ (10)
1	Right of Way Preparation	LS	1.00	\$ 5,000.00	\$ 5,000.00	0.00	\$ -	1.00	\$ 5,000.00
2	Construction Staking	LS	1.00	\$ 1,500.00	\$ 1,500.00	0.00	\$ -	1.00	\$ 1,500.00
3	Mobilization	LS	1.00	\$ 10,000.00	\$ 10,000.00		\$ -	0.90	\$ 9,000.00
4	15-inch Sanitary Sewer, PVC SDR 26, 20' to 30' deep, including trenching, backfill and dewatering, complete in place.	LF	164.00	\$ 182.00	\$ 29,848.00	0.00	\$ -	0.00	
5	3/4-inch domestic service, including trenching, backfill complete in place.	LF	25.00	\$ 10.00	\$ 250.00	0.00	\$ -	0.00	
6	3/4-inch meter and backflow preventor	each	1.00	\$ 5,000.00	\$ 5,000.00	0.50	\$ 2,500.00	0.50	\$ 2,500.00
7	Remove, dispose, backfill and compact existing receiving manhole.	each	1.00	\$ 7,500.00	\$ 7,500.00	0.00	\$ -	0.00	
8	Remove, dispose, backfill and compact existing 8-inch gravity sewer.	LF	164.00	\$ 10.00	\$ 1,640.00	164.00	\$ 1,640.00	164.00	\$ 1,640.00
9	Remove, dispose, backfill and compact existing 10-inch force main.	LF	180.00	\$ 10.00	\$ 1,800.00	180.00	\$ 1,800.00	180.00	\$ 1,800.00
10	Trench safety.	LF	184.00	\$ 50.00	\$ 9,200.00	0.00	\$ -	0.00	
11	Construct Lift Station, complete in place and operational with all components including all structures, pumps, piping, exposed valves, hatches and safety grates, coatings, exterior lighting, electrical and fencing.	each	1.00	\$ 217,500.00	\$ 217,500.00	0.07	\$ 15,225.00	0.55	\$ 119,625.00
12	Receiving manhole with 15-inch gravity sewer line connection to wet well.	each	1.00	\$ 25,000.00	\$ 25,000.00	1.00	\$ 25,000.00	1.00	\$ 25,000.00
13	Decommission, remove, backfill, and salvage equipment from existing Lift Station.	each	1.00	\$ 25,000.00	\$ 25,000.00	0.00	\$ -	0.00	
14	Caliche pad for Lift Station	SY	265.00	\$ 12.00	\$ 3,180.00	0.00	\$ -	0.00	
15	Erosion Control	LS	1.00	\$ 2,500.00	\$ 2,500.00	0.00	\$ -	0.50	\$ 1,250.00
					\$ 344,918.00		\$ 46,165.00		\$ 167,315.00
TOTALS:							\$ 46,165.00		\$ 167,315.00

ESTIMATE PERIOD: December 2017

ESTIMATE NUMBER 7

% ESTIMATE COMPLETED: 50%

% ESTIMATE TIME USED: 95%

1/08/2018

Date

[Signature]
Contractor

2. SCHEDULE OF CONTRACT CHANGE ORDERS.

List every change order issued to date of this request, even if no work has been done under one or more such orders.

Contract Change Order						
No. (1)	Date (2)	Item #	Description (3)	Total Cost of Item Added Before Change Order (4)	Cost of Change Order Items Completed to Date (5)	Deductions From Contract Price as Shown on Change Orders (6)
				\$ -	\$ -	\$ -
				\$ -	\$ -	\$ -
				\$ -	\$ -	\$ -
				\$ -	\$ -	\$ -
TOTALS:				\$ -	\$ -	\$ -

3. ANALYSIS OF ADJUSTED CONTRACT AMOUNT TO DATE

- (a) Original Contract Amount (Col. 6-front of this form)
 (b) Plus: Additions scheduled in Column 4 above
 (c) Less: Deduction scheduled in Column 6 above
 (d) Adjusted Contract Amount to Date:

\$ -
 \$ -
 \$ -
 \$ -

4. ANALYSIS OF WORK PERFORMED

- (a) Cost of Original Contract work performed to date (Col. 8-front of this form)
 (b) Extra work performed to date (Col. 5 above)
 (c) Total cost of work performed to date
 (d) Add: Materials stored at close of this period (Attach detailed schedule)
 (e) Subtotal of (c) and (d)
 (f) Less: Amount retained in accordance with contract terms (5 %)
 (g) Net amount earned on contract work to date
 (h) Less: Amount of previously invoiced

\$ -
 \$ -
 \$ -
 \$ -
 \$ -
 \$ -
 \$ -

(i) BALANCE DUE TO THIS ESTIMATE

\$ -

5. CERTIFICATION OF CONTRACTOR

According to the best of my knowledge and belief, I certify that all items and amounts shown on the face of this Application for payment are correct; that all work has been performed and/or material supplied in accordance with the requirements of the referenced Contract and/or duly authorized deviations, substitutions, alterations, and/or additions; that the foregoing is a true and correct statement of the Contract Account up to and including the last day of the period covered by the Applications for Payment; that no part of the "Balance Due This Payment" has been received and that the undersigned and his subcontractors have: (check applicable line)

- a. ☒ Complied with all the labor provision of said contract.
 b. ☐ Complied with all the labor provision of said contract except in these instances where an honest dispute exists with respect to said labor provisions. (If (b) is checked, describe briefly nature or dispute.)

Signed: James J. Reilly
 International Consulting Engineers
 Title: Principal

Date: 1/08/2018**6. ENGINEER'S CERTIFICATION**

I certify that I have checked and verified the above and foregoing Periodic Estimate for Partial Payment: that to best of my knowledge and belief it is a true and correct statement of work performed and/or material supplied by the contractor, and that partial payment claimed and requested by the Contractor is correctly computed on the basis of work performed and/or material supplied to date.

Signed: James J. Reilly
 Engineering

Date: 1/8/2017**7. OWNER CERTIFICATION**

I have checked this estimate against the contractor's Schedule of Amounts for Contract Payments, the notes and reports of my inspections of the project, and the period reports submitted by the architect/engineer. It is my opinion that the statement of work performed and/or materials supplied is accurate, that the contractor is observing the requirements of the contract, and that payment to the contractor in the amount requested above is recommended.

Signed: 1
 HCRMA - Executive Director

Date: 1/9/2018





0:02:35

0:04:03



This Page
Intentionally
Left Blank

Item 1C

HIDALGO COUNTY REGIONAL MOBILITY AUTHORITY

AGENDA RECOMMENDATION FORM

BOARD OF DIRECTORS	<u> X </u>	AGENDA ITEM	<u> 1C </u>
PLANNING COMMITTEE	<u> </u>	DATE SUBMITTED	<u> 01/09/18 </u>
FINANCE COMMITTEE	<u> </u>	MEETING DATE	<u> 01/23/18 </u>
TECHNICAL COMMITTEE	<u> </u>		

1. Agenda Item: **REPORT ON OVERWEIGHT/OVERSIZED VEHICLE PERMITS ISSUED IN 2017.**
2. Nature of Request: (Brief Overview) Attachments: X Yes No
Report on Overweight/Oversized vehicle permits issued in 2017 by Pilar Rodriguez, Executive Director.
3. Policy Implication: Board Policy, Local Government Code, Texas Government Code, Texas Transportation Code, TxDOT Policy
4. Budgeted: Yes No X N/A
5. Staff Recommendation: **Report only.**
6. Program Manager's Recommendation: Approved Disapproved X None
7. Planning Committee's Recommendation: Approved Disapproved X None
8. Board Attorney's Recommendation: Approved Disapproved X None
9. Chief Auditor's Recommendation: Approved Disapproved X None
10. Chief Financial Officer's Recommendation: Approved Disapproved X None
11. Chief Development Engineer's Recommendation: Approved Disapproved X None
12. Chief Construction Engineer's Recommendation: Approved Disapproved X None
13. Executive Director's Recommendation: Approved Disapproved X None



Memorandum

To: S. David Deanda, Chairman
From: Pilar Rodriguez, PE, Executive Director
Date: January 9, 2018
Re: **Overweight/Oversized Permits**

Attached is a report indicating the statistic for the issuance of Overweight/Oversized Permits for the 2017 Fiscal (calendar) year for the Authority. The permit system went live on April 11, 2014 with a permit fee of \$80. Effective November 13, 2017, the fee increased to \$200. Allocation of these permits remains the same with TXDOT receiving 85% and the HCRMA 15% less the Promiles fee, which is \$3.00 per permit issued. Promiles also charges a 3% credit card pass-through convenience fee to those that pay by credit card.

For the period of January 1, 2015 to December 31, 2015, the Authority issued 14,427 permits for the overweight cargo shipments and generated permit fees in the amount of \$1,183,442.40. Of the total collected, TxDOT received \$981,036; HCRMA \$129,843; Promiles \$43,281 and \$29,282.40 in credit card pass-through convenience fees.

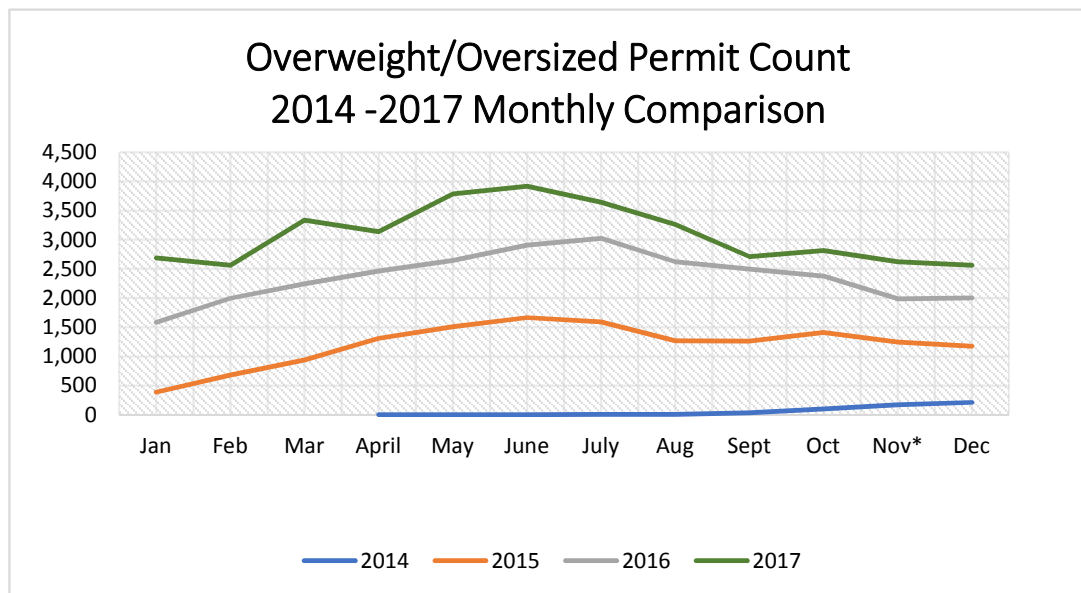
For the period of January 1, 2016 to December 31, 2016, the Authority issued 28,357 permits for the overweight cargo shipments and generated permit fees totaling \$2,331,860. Of this amount, TxDOT received \$1,928,276; HCRMA \$255,213; Promiles \$85,071 and \$63,300 in credit card pass-through fees.

For the period of January 1, 2017 to December 31, 2017, the Authority issued 37,048 permits for the overweight cargo shipments and generated permit fees totaling \$3,536,079.20. Of this amount, TxDOT received \$2,925,428; HCRMA \$405,108; Promiles \$111,144 and \$94,399.20 in credit card pass-through fees.

If you should have any questions for require additional information, please feel free to contact me.

HIDALGO COUNTY REGIONAL MOBILITY AUTHORITY ANNUAL OVERWEIGHT/OVERSIZE PERMIT COMPARISON

	Jan	Feb	Mar	April	May	June	July	Aug	Sept	Oct	Nov*	Dec	Total
2014				1	0	0	2	3	32	97	170	210	515
2015	385	682	939	1,308	1,506	1,666	1,591	1,265	1,260	1,410	1,243	1,172	14,427
2016	1,584	1,998	2,244	2,466	2,647	2,909	3,024	2,621	2,498	2,374	1,988	2,004	28,357
2017	2,689	2,565	3,336	3,141	3,788	3,918	3,643	3,260	2,710	2,814	2,621	2,563	37,048
													80,347



*Effective November 13, 2017, permit fee increased from \$80 to \$200



HCRMA Permits Total Payments Report

1/1/2017 - 12/31/2017

<u>Payment Type</u>	<u>Count</u>	<u>Amount</u>
Credit Cards	33906	\$3241039.20
Escrow	3142	\$295040.00
Total Permits	37048	\$3536079.20
<u>Convenience Fees</u>		<u>\$94399.20</u>
Total Permit Fees		\$3441680.00
ProMiles Fees		\$111144.00
TxDOT Total		\$2925428.00
<u>HCRMA Total</u>		<u>\$405108.00</u>
Total Permit Fees		\$3441680.00

This Page
Intentionally
Left Blank

Item 2A

HIDALGO COUNTY REGIONAL MOBILITY AUTHORITY

AGENDA RECOMMENDATION FORM

BOARD OF DIRECTORS	<u> X </u>	AGENDA ITEM	<u> 2A </u>
PLANNING COMMITTEE	<u> </u>	DATE SUBMITTED	<u> 01/10/18 </u>
FINANCE COMMITTEE	<u> </u>	MEETING DATE	<u> 01/23/18 </u>
TECHNICAL COMMITTEE	<u> </u>		

1. Agenda Item: **APPROVAL OF MINUTES FOR REGULAR MEETING HELD DECEMBER 19, 2017.**
2. Nature of Request: (Brief Overview) Attachments: X Yes No
Consideration and Approval of Minutes for the Hidalgo County Regional Mobility Authority Board of Directors Regular Meeting held December 19, 2017.
3. Policy Implication: Board Policy, Local Government Code, Texas Government Code, Texas Transportation Code, TxDOT Policy
4. Budgeted: Yes No X N/A
5. Staff Recommendation: **Motion to approve the minutes for the Board of Director's Regular Meeting held December 19, 2017, as presented.**
6. Program Manager's Recommendation: Approved Disapproved X None
7. Planning Committee's Recommendation: Approved Disapproved X None
8. Board Attorney's Recommendation: X Approved Disapproved None
9. Chief Auditor's Recommendation: Approved Disapproved X None
10. Chief Financial Officer's Recommendation: Approved Disapproved X None
11. Chief Development Engineer's Recommendation: Approved Disapproved X None
12. Chief Construction Engineer's Recommendation: Approved Disapproved X None
13. Executive Director's Recommendation: X Approved Disapproved None

STATE OF TEXAS
COUNTY OF HIDALGO
HIDALGO COUNTY REGIONAL MOBILITY AUTHORITY

The Hidalgo County Regional Mobility Authority Board of Directors convened for a Workshop and Regular Meeting on **Tuesday, December 19, 2017**, at 5:30 pm at the Pharr City Hall City Commission Chambers, 2nd Floor, 118 South Cage Boulevard, Pharr, Texas, with the following present:

Board Members:	S. David Deanda, Jr., Chairman	HCRMA
	Forrest Runnels, Vice-Chairman	HCRMA
	Ricardo Perez, Secretary/Treasurer	HCRMA
	Alonzo Cantu, Director	HCRMA
	Paul S. Moxley Director	HCRMA
	Josue Reyes, Director	HCRMA
Absent:	David Guerra, Director	HCRMA
Staff:	Pilar Rodriguez, Executive Director	HCRMA
	Ramon Navarro, Chief Construction Engineer	HCRMA
	Eric Davila, Chief Development Engineer	HCRMA
	Celia Gaona, Chief Auditor/Compliance Officer	HCRMA
	Jose Castillo, Chief Financial Officer	HCRMA
	Carlos Moreno, Land Acquisition Coordinator	HCRMA
	Maria Alaniz, Administrative Assistant II	HCRMA
	Luis Cardenas, Legal Counsel	HCRMA

PLEDGE OF ALLEGIANCE

Chairman Deanda led the Pledge of Allegiance.

INVOCATION

Ms. Gaona led the Invocation.

CALL TO ORDER FOR WORKSHOP

Chairman Deanda called the Workshop to order at 5:30 pm.

1. Review of Annual Report for submission to the Texas Department of Transportation.

Mr. Eric Davila reviewed the Annual Report for submission to the Texas Department of Transportation.

ADJOURNMENT OF WORKSHOP

CALL TO ORDER FOR REGULAR MEETING AND ESTABLISH A QUORUM

Chairman Deanda called the Regular Meeting to order at 5:39 pm.

A. REPORTS

- A. Report on Program Manager Activity for 365 Tollway Project and IBTC Environmental Clearance Document – Eric Davila, HCRMA.
Mr. Eric Davila reported on Program Manager Activity for 365 Tollway Project and IBTC Environmental Clearance Document. No action taken.
- B. Report on Construction Activity for US 281/Military Highway Overpass/BSIF Connector Project and Donna Lift Station – Ramon Navarro, HCRMA.
Mr. Ramon Navarro reported on Construction Activity for US 281/Military Highway Overpass/BSIF Connector Project and Donna Lift Station Project. No action taken.

B. CONSENT AGENDA.

Motion by Alonzo Cantu, with a second by Forrest Runnels, to approve the Consent Agenda. Motion carried unanimously.

- A. Approval of Minutes for Regular Meeting held November 28, 2017.
Approved the Minutes for the Regular Meeting held November 28, 2017 as presented.
- B. Approval of Project & General Expense Report for the period from November 7, 2017 to December 5, 2017.
Approved the Project & General Expense Report for the period from November 7, 2017 to December 5, 2017.
- C. Approval of Financial Report for November 2017.
Approved the Financial Report for November 2017.
- D. Resolution 2017-96 – Approval of Supplemental Number 1 to Work Authorization Number 2 the Professional Service Agreement with C&M Associates to provide a Traffic & Revenue analysis of Scenario “F” for the 365 Tollway Project.
Approved Resolution 2017 – 96 – Approval of Supplemental Number 1 to Work Authorization Number 2 the Professional Service Agreement with C&M Associates to provide a Traffic & Revenue analysis of Scenario “F” for the 365 Tollway Project in the amount of \$18,375.
- E. Resolution 2017-97 - Approval of Contract Amendment Number 2 to the Professional Service Agreement with C&M Associates to increase the maximum payable amount for Supplemental Number 1 to Work Authorization Number 2.
Approved Resolution 2017 – 97 – Approval of Contract Amendment Number 2 to the Professional Service Agreement with C&M Associates to increase the maximum payable amount for Supplemental Number 1 to Work Authorization Number 2 in the amount of \$18,375 for a revised maximum payable amount of \$46,644.24.
- F. Resolution 2017-98 – Approval of Work Authorization Number 9 to the Professional Service Agreement with Raba Kistner to provide an alternate pavement design for the 365 Tollway Project.
Approved Resolution 2017 – 98 – Approval of Work Authorization Number 9 to the Professional Service Agreement with Raba Kistner to provide an alternate pavement design for the 365 Tollway Project in the amount of \$19,579.34.

- G. Resolution 2017-99 – Approval of Contract Amendment Number 9 to the Professional Service Agreement with Raba Kistner to increase the maximum payable amount for Work Authorization Number 9.
Approved Resolution 2017 – 99 – Approval of Contract Amendment Number 9 to the Professional Service Agreement with Raba Kistner to increase the maximum payable amount for Work Authorization Number 9 in the amount of \$19,579.34 for a revised maximum payable amount of \$922,747.50.
- H. Resolution 2017-101 – Approval of Change Order 1 with International Consulting Engineers for a no-cost time extension for the Donna Lift Station.
Approved Resolution 2017 – 101 – Approval of Change Order 1 with International Consulting Engineers for a no-cost time extension for the Donna Lift Station.

C. REGULAR AGENDA

- A. ~~Resolution 2017 – 93 – Approval of Change Order Number 9 and Final Closeout with Foremost Paving, Inc. for the US 281/Military Highway Overpass/Border Safety Inspection Facility Connector Project.~~
Item Removed from Agenda.
- B. Resolution 2017 – 100 – Adoption of Fiscal Year 2018 Operating and Capital Budget for the Hidalgo County Regional Mobility Authority.
Motion by Forrest Runnels, with a second by Rick Perez, to approve Resolution 2017 – 100 – Adoption of Fiscal Year 2018 Operating and Capital Budget for the Hidalgo County Regional Mobility Authority. Motion carried unanimously.

D. CHAIRMAN'S REPORT

- A. None.

E. TABLED ITEMS

- A. None

F. EXECUTIVE SESSION, CHAPTER 551, TEXAS GOVERNMENT CODE, SECTION 551.071 (CONSULTATION WITH ATTORNEY), SECTION 551.072 (DELIBERATION OF REAL PROPERTY) AND SECTION 551.074 (PERSONNEL MATTERS)

Motion by Forrest Runnels, with a second by Josue Reyes, to enter into Executive Session to consult with the Board Attorney on legal issues pertaining to Items 6I of the Texas Government Code at 5:48pm. Motion carried unanimously.

- A. Consultation with Board Attorney on legal issues pertaining to the Texas Department of Transportation State Infrastructure Bank Loan for the 365 Tollway Project (Section 551.071 T.G.C.).
No action taken.
- B. Consultation with Board Attorney on legal issues pertaining to Professional Service Agreements for Engineering, Surveying and Environmental Services (Section 551.071 T.G.C.).
No action taken.
- C. Consultation with Board Attorney on legal issues pertaining to the deliberation of real property for various parcels for the 365 Tollway Project (Sections 551.071 and 551.072 T.G.C.).
No action taken.

- D. Consultation with Board Attorney on legal issues pertaining to the use of Eminent Domain to acquire property required to complete the project alignments of the 365 Tollway Project (Sections 551.071 and 551.072 T.G.C.).
No action taken.
- E. Consultation with Board Attorney on legal issues pertaining to the Environmental Clearance Document for the International Bridge Trade Corridor Project (Section 551.071 T.G.C.).
No action taken.
- F. Consultation with Board Attorney on legal issues pertaining to Authorizing the Issuance, Sale and Delivery of one or more Series of Hidalgo County Regional Mobility Authority Senior Lien Revenue Bonds, Series 2017 in accordance with certain financing parameters; Approving the Form of, and Authorizing the Execution and Delivery of, the First Supplemental Trust Indenture; Appointing Authorized Officers to Authorize, Approve and Determine certain terms and provisions of the Series 2017 Bonds; Authorizing the execution and delivery of a contract of purchase for the Series 2017 Bonds; Approving the preparation of an Official Statement in connection with the Offering and Sale of such Bonds; Authorizing the Execution and Delivery of Documents and Instruments in Connection with the Foregoing; and Enacting other provisions relating to the subject (Section 551.071 T.G.C.).
No action taken.
- G. Consultation with Board Attorney on legal issues pertaining to the Toll System Installation, Integration and Maintenance Contract with ETC Corporation for the Hidalgo County Regional Mobility Authority 365 Tollway Project (Section 551.071 T.G.C.).
No action taken.
- H. Consultation with Board Attorney on legal issues pertaining to the award of contract to Johnson Bros. Corporation for Construction of the 365 Tollway Project from US 281/Military Highway to FM 396 (Anzalduas Highway) (Section 551.071 T.G.C.).
No action taken.
- I. Consultation on personnel matters, including 2017 compensation (Section 551.074 T.G.C.).
No action taken.

PUBLIC COMMENT

None

ADJOURNMENT

There being no other business to come before the Board of Directors, the meeting was adjourned at 6:01 pm.

S. David Deanda, Jr, Chairman

Attest:

Ricardo Perez, Secretary/Treasurer

This Page
Intentionally
Left Blank

Item 2B

HIDALGO COUNTY REGIONAL MOBILITY AUTHORITY

AGENDA RECOMMENDATION FORM

BOARD OF DIRECTORS	<u> X </u>	AGENDA ITEM	<u> 2B </u>
PLANNING COMMITTEE	<u> </u>	DATE SUBMITTED	<u> 01/19/18 </u>
FINANCE COMMITTEE	<u> </u>	MEETING DATE	<u> 01/23/18 </u>
TECHNICAL COMMITTEE	<u> </u>		

1. Agenda Item: **APPROVAL OF PROJECT AND GENERAL EXPENSE REPORT FROM DECEMBER 6, 2017 TO JANUARY 5, 2018**

2. Nature of Request: (Brief Overview) Attachments: X Yes No

Consideration and approval of project and general expense report for the period from December 6, 2017 to January 5, 2018.

3. Policy Implication: Board Policy, Local Government Code, Texas Government Code, Texas Transportation Code, TxDOT Policy

4. Budgeted: X Yes No N/A Funding Source: VRF Bond

General Account	\$ <u>124,025.97²</u>
Capital Projects Account	\$ <u>523,901.51¹</u>
R.O.W Services	\$ <u>158,152.72</u>
SIB Loan	\$ <u>0.00</u>
Total Project Expenses for Reporting Period	\$ <u>806,080.20</u>

Fund Balance after Expenses \$ 1,941,094.73

5. Staff Recommendation: **Motion to approve the project and general expense report for the period from December 6, 2017 to January 5, 2018 as presented.**

6. Program Manager's Recommendation: X Approved Disapproved None

7. Planning Committee's Recommendation: Approved Disapproved X None

8. Board Attorney's Recommendation: Approved Disapproved X None

9. Chief Auditor's Recommendation: X Approved Disapproved None

10. Chief Financial Officer's Recommendation: X Approved Disapproved None

11. Chief Development Engineer's Recommendation: X Approved Disapproved None

12. Chief Construction Engineer's Recommendation: X Approved Disapproved None

13. Executive Director's Recommendation: X Approved Disapproved None

¹ Previously \$417,349.05. Added Foremost Invoice of \$116,347.46 to the \$0.10 amount and Bracewell Inv. for \$9,205.00.

² Previously \$101,924.23. Added Bracewell Invoice of \$3,101.74



Memorandum

To: S. David Deanda Jr., Chairman
From: Pilar Rodriguez, PE, Executive Director
Date: January 15, 2018
Re: **Expense Report for the Period from December 6, 2017 to January 5, 2018**

Attached is the expense report for the period commencing on December 6, 2017 and ending on January 5, 2018.

Expenses for the General Account total \$124,025.97, the Capital Projects Account total \$523,901.51, ROW total \$158,152.72 and for the SIB Loan total \$0.00. The aggregate expense for the reporting period is \$806,080.20.

Based on review by this office, **approval of expenses for the reporting period is recommended in the aggregate amount of \$806,080.20.**

This leaves a fund balance (all funds) after expenses of \$1,941,094.73.

If you should have any questions or require additional information, please advise.



Dec. 6 - Jan. 5

January 2018

Plains Capital 41

	Make Check Payable to	Date Work Performed	Amount	
Wages & Benefits	City of Pharr	December 2017	\$	74,897.46
	Office Depot	December 2017	\$	199.14
	Office Depot	December 2017	\$	170.04
	A-Fast Delivery, LLC	December 2017	\$	149.00
Telephone	Wilmington Trust	12/10/2017-12/09/2018	\$	2,000.00
	Verizon Wireless	Thru 01/01/2018	\$	189.99
	Pathfinder Public Affairs	December 2017	\$	10,000.00
	Eric Davila	2018	\$	90.00
	AAMECC, LLC	December 2017	\$	2,256.25
	Bracewell, LLP	December 2017	\$	3,101.74
Accounting Fees	Law Office of Richard A Cantu, P.C.	Dec-17	\$	165.00
	City of Pharr	December 2017	\$	205.00
Rent	City of Pharr	January 2018	\$	1,969.60
	City of Pharr	December 2017	\$	4,879.58
	Dahill	1/08/2018-2/07/2018	\$	683.21
Professional Services	Dahill	1/14/2018-02/13/2018	\$	224.46
	Pena Designs	December 2017	\$	200.00
	Credit Card Services	12/04/17-01/03/18	\$	370.00
	Credit Card Services	12/04/17-01/03/18	\$	332.54
	Credit Card Services	12/04/17-01/03/18	\$	1,282.96
Rent	Info Tech, Inc.	7/10/1905	\$	19,000.00
	Pharr Bridge Business Park, LLC	February 2018	\$	1,400.00
Janitorial Services	ABC Janitorial & Floor Care, Inc.	December 2017	\$	260.00
			\$	124,025.97

Wilmington Trust 45/Capital Projects

Legal Services	Bracewell, LLC	December 2017	\$	9,205.00
Engineering Services	HDR	10/29/17-11/25/17	\$	35,571.64
	L&G Engineering	07/01/17-10/31/17	\$	20,000.97
	S&B Infrastructure	07/01/17-07/31/17	\$	18,623.00
	S&B Infrastructure	07/01/17-07/31/17	\$	26,202.13
	Tedsi	01/01/17-06/30/17	\$	124,378.42
	Tedsi	01/001/2017-11/30/2017	\$	14,892.77
	C&M Associates, Inc.	12/01/2017-12/31/2017	\$	18,375.00
	Blanton & Associates	12/01/2017-12/31/2017	\$	2,998.80
	Foremost Paving, Inc.	December 2017	\$	116,347.56
	International Consulting Engineers	December 2017	\$	41,548.50
Construction	Terracon	Thru 12/30/2017	\$	766.58
	Saenz Oil & Gas Services	11/01/17-12/31/2017	\$	3,852.07
	Saenz Brothers Construction, LLC	Thru 1/11/2018	\$	65,000.00
	Greater Texas Landscape Services	12/17/2017	\$	832.31
			\$	498,594.75

R.O.W. Services

Requisitions Paid				
	Barron, Adler, Clough & Oddo, LLP	365 Tollway	\$	22,242.52
	Special Commissioners: Marcus Barrera, Ricardo Flores, John Millin	365 Tollway	\$	7,500.00
	Special Commissioners - Matthew Martinez, Jackelyne Martinez, EJ Rodriguez	365 Tollway	\$	7,500.00
	Barron, Adler, Clough & Oddo, LLP	365 Tollway	\$	22,690.20
	Hidalgo County, Pct No. 2 Eduardo "Eddie" Cantu, County Commissioner	365 Tollway	\$	36,100.00
	Hidalgo County, Pct No. 2 Eduardo "Eddie" Cantu, County Commissioner	US281	\$	7,220.00
	Special Commissioners - Various Special Commissioners	365 Tollway	\$	47,400.00
	Special Commissioners: Maria Garcia, Jose Ramirez, Juan A Ramirez, Xavier Ornelas	365 Tollway	\$	7,500.00
			\$	158,152.72

SIB Construction Account 45

Legal Fees	Law Office of Richard A. Cantu	December 2017	\$	11,450.76
	Garza & Associates	December 2017	\$	5,625.00
	Sendero Acquisitions	Thru 12/31/2017	\$	1,150.00
Acquisition Services	Sierra Title of Hidalgo County, Inc.	12/15/2017	\$	7,081.00
			\$	25,306.76

Sub Total - General	\$	124,025.97
Sub Total - Projects	\$	498,594.75
Sub Total - R.O.W.	\$	158,152.72
Sub Total - SIB Acquisitor	\$	25,306.76
Sub Total - SIB R.O.W.	-	
Total	\$	806,080.20

Approved:

S. David Deanda, Jr., Chairman

Recommend Approval:

Pilar Rodriguez, Executive Director

Approved:

Ricardo Perez, Secretary/Treasurer

Date

1/23/2018

This Page
Intentionally
Left Blank

Item 2C

HIDALGO COUNTY REGIONAL MOBILITY AUTHORITY

AGENDA RECOMMENDATION FORM

BOARD OF DIRECTORS
PLANNING COMMITTEE
FINANCE COMMITTEE
TECHNICAL COMMITTEE

 X

AGENDA ITEM
DATE SUBMITTED
MEETING DATE

 2C
 01/18/18
 01/23/18

1. Agenda Item: **APPROVAL OF THE FINANCIAL REPORT FOR THE MONTHS OF DECEMBER 2017.**
2. Nature of Request: (Brief Overview) Attachments: X Yes No
Consideration and approval of financial report for the months of December 2017.
3. Policy Implication: Board Policy, Local Government Code, Texas Government Code, Texas Transportation Code, TxDOT Policy
4. Budgeted: Yes No X N/A
Funding Source:
5. Staff Recommendation: **Motion to approve the Financial Report for the month of December 2017, as presented.**
6. Program Manager's Recommendation: Approved Disapproved X None
7. Planning Committee's Recommendation: Approved Disapproved X None
8. Board Attorney's Recommendation: Approved Disapproved X None
9. Chief Auditor's Recommendation: Approved Disapproved X None
10. Chief Financial Officer's Recommendation: X Approved Disapproved None
11. Chief Development Engineer's Recommendation: Approved Disapproved X None
12. Chief Construction Engineer's Recommendation: Approved Disapproved X None
13. Executive Director's Recommendation: X Approved Disapproved None

**HIDALGO CO. REGIONAL MOBILITY AUTHORITY
STATEMENT OF NET POSITION DECEMBER 31, 2017**

ASSETS

CURRENT ASSETS

Cash	\$ 754,427
Investment-Cap. Projects nonrestricted	1,474,330
Pool Investments	1,332,849
Promiles-Prepaid/Escrow Overweight Permit Fees	10,900
Accounts Receivable - VR Fees	380,930
Due from-governmental agency	822,164
Due from-local government	113,245
Prepaid expense	<u>12,383</u>

Total Current Assets	<u>4,901,228</u>
----------------------	------------------

RESTRICTED ASSETS

SIB construction	2,327
Investment-debt service	336,350
Investment-debt service jr. lien	<u>2,080,853</u>

Total Restricted Assets	<u>2,419,530</u>
-------------------------	------------------

CAPITAL ASSETS

Land-enviromental	441,105
Construction in progress	<u>96,362,311</u>

Total Capital Assets	<u>96,803,416</u>
----------------------	-------------------

TOTAL ASSETS	<u>\$ 104,124,174</u>
---------------------	------------------------------

LIABILITIES AND NET POSITION

CURRENT LIABILITIES

Accounts payable-City of Pharr	\$ 79,777
Unearned Revenue - Overweight Permit Escrow	10,900
Current Portion of Bond Premium	<u>76,452</u>

Total Current Liabilities	<u>167,129</u>
---------------------------	----------------

RESTRICTED LIABILITIES

Accounts Payable	
Accrued Interest - Bonds	233,492
Current Portion of Long-Term Debt	<u>1,175,000</u>

Total Restricted Liabilities	<u>1,408,492</u>
------------------------------	------------------

LONG-TERM LIABILITIES

2013 VRF Bonds Payable	55,960,000
Jr. Lien Bonds	20,000,000
Bond premium	1,911,289
Advance on construction	<u>63,000</u>

Total Long-Term Liabilities	<u>77,934,289</u>
-----------------------------	-------------------

Total Liabilities	<u>79,509,910</u>
-------------------	-------------------

NET POSITION

Investment in Capital Assets, Net of Related Debt	17,620,002
Restricted for:	
Debt Service	2,183,711
Unrestricted	<u>4,810,551</u>

Total Net Position	<u>24,614,264</u>
--------------------	-------------------

TOTAL LIABILITIES AND NET POSITION	<u>\$ 104,124,174</u>
---	------------------------------

BALANCE SHEET

AS OF: DECEMBER 31ST, 2017

41 -HCRMA-GENERAL

ACCOUNT#	TITLE		
ASSETS			
=====			
41-1-1100	GENERAL OPERATING	754,427.35	
41-1-1102	POOL INVESTMENTS	1,332,848.64	
41-1-1113	ACCOUNTS RECIEVABLES-VR FEES	380,930.00	
41-1-1113-1	PROMILES-PREPAID/ESCROW OVERWE	10,900.00	
41-1-1118	CONSTRUCTION IN PROGRESS	96,362,311.27	
41-1-1119-1	LAND-ENVIRONMENTAL	441,105.00	
41-1-1601	PREPAID EXPENSE	<u>12,383.19</u>	
			<u>99,294,905.45</u>
TOTAL ASSETS			99,294,905.45
=====			
LIABILITIES			
=====			
41-2-1212-1	A/P CITY OF PHARR	79,777.04	
41-2-1213-1	UNEARNED REV.-OVERWEIGHT	10,900.00	
41-2-1213-9	CURRENT-UNAMORTIZED PREMIUM	76,451.51	
41-2-1214-1	BONDS PAYABLE-CURRENT	1,175,000.00	
41-2-1214-10	LONG TERM BONDS- JR LIEN	20,000,000.00	
41-2-1214-2	BONDS PAYABLE-LONG TERM PORTIO	55,960,000.00	
41-2-1214-3	UNAMORTIZED PREMIUM ON BOND	1,911,288.69	
41-2-1214-9	ADVANCE ON CONSTRUCTION	<u>63,000.00</u>	
TOTAL LIABILITIES			<u>79,276,417.24</u>
EQUITY			
=====			
41-3-1400	FUND BALANCE	19,726,427.59	
41-3-3400	FUND BALANCE	<u>3,910,339.95</u>	
TOTAL BEGINNING EQUITY		23,636,767.54	
TOTAL REVENUE		6,417,179.46	
TOTAL EXPENSES		<u>10,035,458.79</u>	
TOTAL REVENUE OVER/(UNDER) EXPENSES		(3,618,279.33)	
TOTAL EQUITY & REV. OVER/(UNDER) EXP.			<u>20,018,488.21</u>
TOTAL LIABILITIES, EQUITY & REV.OVER/(UNDER) EXP.			99,294,905.45
=====			

C I T Y O F P H A R R
REVENUE REPORT FOR PERIOD ENDING:
DECEMBER 31ST, 2017

1

FUND: 41 -HCRMA-GENERAL

% OF YEAR COMPLETED: 100.00

ACCOUNT NO#	TITLE	CURRENT MONTH REVENUES	YEAR TO DATE REVENUES	AMOUNT BUDGETED	BUDGET BALANCE	PERCENT USED
HCRMA						
4-1504	VEHICLE REGISTRATION FEES	380,921.46	5,926,870.00	1,095,000.00	(4,831,870.00)	541.27
4-1505-5	PROMILES-OW/OS PERMIT FEES	78,111.00	393,309.00	115,000.00	(278,309.00)	342.01
4-1506	INTEREST REVENUE	<u>1,600.05</u>	<u>37,736.63</u>	<u>26,800.00</u>	<u>(10,936.63)</u>	<u>140.81</u>
	TOTAL HCRMA	460,632.51	6,357,915.63	1,236,800.00	(5,121,115.63)	514.06
46-CHARGES FOR CURRENT SE						
4-4664	MISCELLANEOUS	<u>0.00</u>	<u>59,263.83</u>	<u>0.00</u>	<u>(59,263.83)</u>	<u>0.00</u>
	TOTAL 46-CHARGES FOR CURRENT SE	0.00	59,263.83	0.00	(59,263.83)	0.00
48-INTERFUND TRANSFERS						
4-4800	TRANSFER IN - BOND CONSTRUCTIO	<u>0.00</u>	<u>0.00</u>	<u>333,278.00</u>	<u>333,278.00</u>	<u>0.00</u>
	TOTAL 48-INTERFUND TRANSFERS	0.00	0.00	333,278.00	333,278.00	0.00
	** TOTAL FUND REVENUES **	460,632.51	6,417,179.46	1,570,078.00	(4,847,101.46)	408.72

C I T Y O F P H A R R
EXPENSE REPORT FOR PERIOD ENDING:
DECEMBER 31ST, 2017

1

FUND: 41 -HCRMA-GENERAL

% OF YEAR COMPLETED: 100.00

ACCOUNT NO#	TITLE	CURRENT MONTH EXPENSES	YEAR TO DATE EXPENSES	YEAR TO DATE ENCUMBRANCES	AMOUNT BUDGET	BUDGET BALANCE	PERCENT USED
HCRMA ADMINISTRATION							
=====							
GENERAL							

10-							
52900-1000	WAGES & BENEFITS	0.00	0.00	0.00	(1,001,056.00)	(1,001,056.00)	0.00
52900-1030	TEMPORARY EMPLOYEES	0.00	0.00	0.00	(5,000.00)	(5,000.00)	0.00
TOTAL 10-		0.00	0.00	0.00	(1,006,056.00)	(1,006,056.00)	0.00
11-PERSONNEL SERVICES							
52900-1100	SALARIES	34,799.04	473,432.31	0.00	459,106.00	(14,326.31)	103.12
52900-1104	OVERTIME	0.00	106.82	0.00	0.00	(106.82)	0.00
52900-1105	FICA	1,871.03	30,621.54	0.00	39,297.00	8,675.46	77.92
52900-1106	HOSPITAL INSURANCE	1,915.38	20,230.68	0.00	26,054.00	5,823.32	77.65
52900-1115	EMPLOYEES RETIREMENT	2,796.69	38,194.65	0.00	35,958.00	(2,236.65)	106.22
52900-1116	PHONE ALLOWANCE	392.30	5,099.90	0.00	3,900.00	(1,199.90)	130.77
52900-1117	CAR ALLOWANCE	1,753.84	22,799.92	0.00	22,800.00	0.08	100.00
52900-1122	EAP- ASSISTANCE PROGRAM	5.36	73.26	0.00	0.00	(73.26)	0.00
52900-1178	ADMIN FEE	750.00	9,750.00	0.00	9,750.00	0.00	100.00
52900-1179	CONTINGENCY	0.00	0.00	0.00	11,878.00	11,878.00	0.00
TOTAL 11-PERSONNEL SERVICES		44,283.64	600,309.08	0.00	608,743.00	8,433.92	98.61
12-							
52900-1200	OFFICE SUPPLIES	59.31	2,525.36	0.00	10,000.00	7,474.64	25.25
TOTAL 12-		59.31	2,525.36	0.00	10,000.00	7,474.64	25.25
16-							
52900-1604	MAINTENANCE & REPAIR	0.00	0.00	0.00	25,000.00	25,000.00	0.00
52900-1606	UTILITIES	190.59	1,662.23	0.00	500.00	(1,162.23)	332.45
52900-1607	CONTRACTUAL ADM/IT SERVICES	0.00	0.00	0.00	(10,000.00)	(10,000.00)	0.00
52900-1610	DUES & SUBSCRIPTIONS	2.04	29,074.49	0.00	2,000.00	(27,074.49)	453.72
52900-1611	POSTAGE/FEDEX/COURTIER	127.97	2,013.72	0.00	(500.00)	(2,513.72)	402.74-
52900-1620	GENERAL LIABILITY	0.00	3,250.66	0.00	1,300.00	(1,950.66)	250.05
52900-1622	INSURANCE-SURETY	693.33	693.33	0.00	0.00	(693.33)	0.00
52900-1623	INSURANCE-LETTER OF CREDIT	0.00	1,236.00	0.00	(4,000.00)	(5,236.00)	30.90-
52900-1630	BUSINESS MEALS	0.00	26.16	0.00	0.00	(26.16)	0.00
52900-1640	ADVERTISING	0.00	9,653.18	0.00	0.00	(9,653.18)	0.00
52900-1650	TRAINING	0.00	1,684.95	0.00	0.00	(1,684.95)	0.00
52900-1660	TRAVEL	435.95	5,773.62	0.00	(15,000.00)	(20,773.62)	38.49-
52900-1662	PRINTING & PUBLICATIONS	500.29	9,270.74	0.00	0.00	(9,270.74)	0.00
TOTAL 16-		1,950.17	64,339.08	0.00	(700.00)	(65,039.08)	191.30-

C I T Y O F P H A R R
EXPENSE REPORT FOR PERIOD ENDING:
DECEMBER 31ST, 2017

FUND: 41 -HCRMA-GENERAL

% OF YEAR COMPLETED: 100.00

ACCOUNT NO#	TITLE	CURRENT MONTH EXPENSES	YEAR TO DATE EXPENSES	YEAR TO DATE ENCUMBRANCES	AMOUNT BUDGET	BUDGET BALANCE	PERCENT USED
17-							
52900-1703	BANK SERVICE CHARGES	0.00	(170.20)	0.00	0.00	170.20	0.00
52900-1705	ACCOUNTING FEES	205.00	28,093.25	0.00	(5,000.00)	(33,093.25)	561.87-
52900-1710	LEGAL FEES	4,255.67	49,549.72	0.00	5,000.00	(44,549.72)	990.99
52900-1710-1	LEGAL FEES-GOV.AFFAIRS	10,000.00	120,000.00	0.00	0.00	(120,000.00)	0.00
52900-1712	FINANCIAL CONSULTING FEES	0.00	9,600.00	0.00	0.00	(9,600.00)	0.00
52900-1715	RENT-OFFICE	3,939.20	23,635.20	0.00	5,000.00	(18,635.20)	472.70
52900-1715-1	RENT-OFFICE EQUIPMENT	683.21	9,888.00	0.00	1,100.00	(8,788.00)	898.91
52900-1715-2	RENT-OTHER	0.00	550.00	0.00	0.00	(550.00)	0.00
52900-1716	CONTRACTUAL WEBSITE SERVICES	200.00	2,200.00	0.00	0.00	(2,200.00)	0.00
52900-1731	MISCELLANEOUS	(0.30)	373.40	0.00	0.00	(373.40)	0.00
52900-1799	PREMIUM AMORTIZATION	(76,451.51)	(76,451.51)	0.00	0.00	76,451.51	0.00
TOTAL 17-		(57,168.73)	167,267.86	0.00	6,100.00	(161,167.86)	742.10
18-							
52900-1850	CAPITAL OUTLAY	0.00	0.00	0.00	(25,000.00)	(25,000.00)	0.00
52900-1899	NON-CAPITAL	0.00	0.00	0.00	5,000.00	5,000.00	0.00
TOTAL 18-		0.00	0.00	0.00	(20,000.00)	(20,000.00)	0.00
19-							
52900-1999-2	TRANSFER OUT TO BOND CONSTRUCT	0.00	3,300,000.00	0.00	0.00	(3,300,000.00)	0.00
52900-1999-3	TRANSFER OUT TO DEBT	(809,039.83)	2,837,521.82	0.00	1,849.00	(2,835,672.82)	462.51
52900-1999-5	TRANS OUT DEB-JR LIEN	0.00	1,040,000.00	0.00	1,040,400.00	400.00	99.96
TOTAL 19-		(809,039.83)	7,177,521.82	0.00	1,042,249.00	(6,135,272.82)	688.66
88-CAPITAL EXPENDITURES							
52900-8830-4	US 281/ BSIF - CONST LOCAL	0.00	4,824.09	0.00	0.00	(4,824.09)	0.00
52900-8841	PROFESSIONAL SERIVCES	0.00	27,748.35	0.00	0.00	(27,748.35)	0.00
52900-8842	ACQUISITIONS ROAD	0.00	1,460,659.70	0.00	0.00	(1,460,659.70)	0.00
TOTAL 88-CAPITAL EXPENDITURES		0.00	1,493,232.14	0.00	0.00	(1,493,232.14)	0.00
TOTAL GENERAL		(819,915.44)	9,505,195.34	0.00	640,336.00	(8,864,859.34)	484.41
TOTAL HCRMA ADMINISTRATION		(819,915.44)	9,505,195.34	0.00	640,336.00	(8,864,859.34)	484.41

C I T Y O F P H A R R
EXPENSE REPORT FOR PERIOD ENDING:
DECEMBER 31ST, 2017

FUND: 41 -HCRMA-GENERAL

% OF YEAR COMPLETED: 100.00

ACCOUNT NO#	TITLE	CURRENT MONTH EXPENSES	YEAR TO DATE EXPENSES	YEAR TO DATE ENCUMBRANCES	AMOUNT BUDGET	BUDGET BALANCE	PERCENT USED
HCRMA CONSTRUCTION MGMT =====							
GENERAL -----							
11-PERSONNEL SERVICES							
53000-1100	SALARIES	16,699.07	224,435.65	0.00	499,229.00	274,793.35	44.96
53000-1104	OVERTIME	0.00	0.00	0.00	25,000.00	25,000.00	0.00
53000-1105	FICA	1,238.78	15,097.46	0.00	45,189.00	30,091.54	33.41
53000-1106	HOSPITAL INSURANCE	1,796.50	18,943.41	0.00	26,709.00	7,765.59	70.93
53000-1115	EMPLOYEES RETIREMENT	1,426.93	18,990.35	0.00	41,350.00	22,359.65	45.93
53000-1116	PHONE ALLOWANCE	276.90	3,599.70	0.00	10,800.00	7,200.30	33.33
53000-1117	CAR ALLOWANCE	553.84	7,199.92	0.00	43,200.00	36,000.08	16.67
53000-1122	EAP- ASSISTANCE PROGRAM	4.02	54.72	0.00	0.00	(54.72)	0.00
53000-1178	ADMN FEE	450.00	5,850.00	0.00	15,600.00	9,750.00	37.50
53000-1179	CONTINGENCY	0.00	0.00	0.00	12,481.00	12,481.00	0.00
TOTAL 11-PERSONNEL SERVICES		22,446.04	294,171.21	0.00	719,558.00	425,386.79	40.88
12-							
53000-1200	OFFICE SUPPLIES	82.19	1,102.89	0.00	5,000.00	3,897.11	22.06
53000-1201	SMALL TOOLS	0.00	3,706.46	0.00	11,821.00	8,114.54	31.35
TOTAL 12-		82.19	4,809.35	0.00	16,821.00	12,011.65	28.59
16-							
53000-1605	JANITORIAL	260.00	2,860.00	0.00	3,500.00	640.00	81.71
53000-1606-1	UTILITIES	110.05	460.05	0.00	0.00	(460.05)	0.00
53000-1608	UNIFORMS	0.00	0.00	0.00	4,485.00	4,485.00	0.00
53000-1610	DUES & SUBSCRIPTIONS	175.00	448.00	0.00	5,000.00	4,552.00	8.96
53000-1650	TRAINING	25.00	699.00	0.00	7,340.00	6,641.00	9.52
53000-1660	TRAVEL	0.00	3,128.27	0.00	12,000.00	8,871.73	26.07
TOTAL 16-		570.05	7,595.32	0.00	32,325.00	24,729.68	23.50
17-							
53000-1715	RENT CONSTRUCTION OFFICE	1,400.00	1,400.00	0.00	0.00	(1,400.00)	0.00
53000-1715-1	RENTAL - OFFICE EQUIPMENT	224.46	4,794.74	0.00	4,000.00	(794.74)	119.87
TOTAL 17-		1,624.46	6,194.74	0.00	4,000.00	(2,194.74)	154.87

C I T Y O F P H A R R
EXPENSE REPORT FOR PERIOD ENDING:
DECEMBER 31ST, 2017

FUND: 41 -HCRMA-GENERAL

% OF YEAR COMPLETED: 100.00

ACCOUNT NO#	TITLE	CURRENT MONTH EXPENSES	YEAR TO DATE EXPENSES	YEAR TO DATE ENCUMBRANCES	AMOUNT BUDGET	BUDGET BALANCE	PERCENT USED
18-							
53000-1899	NON-CAPITALIZED	0.00	0.00	0.00	67,310.00	67,310.00	0.00
	TOTAL 18-	0.00	0.00	0.00	67,310.00	67,310.00	0.00
	TOTAL GENERAL	24,722.74	312,770.62	0.00	840,014.00	527,243.38	37.23
	TOTAL HCRMA CONSTRUCTION MGMT	24,722.74	312,770.62	0.00	840,014.00	527,243.38	37.23
HCRMA PROGRAM MGMT							
=====							
GENERAL							

11-PERSONNEL SERVICES							
54000-1100	SALARIES	9,692.80	71,907.58	0.00	371,000.00	299,092.42	19.38
54000-1104	OVERTIME	0.00	0.00	0.00	2,500.00	2,500.00	0.00
54000-1105	FICA	740.92	5,625.65	0.00	30,751.00	25,125.35	18.29
54000-1106	HOSPITAL INSURANCE	1,201.78	11,783.49	0.00	20,345.00	8,561.51	57.92
54000-1115	EMPLOYEES RETIREMENT	841.58	6,007.10	0.00	28,138.00	22,130.90	21.35
54000-1116	PHONE ALLOWANCE	92.30	692.25	0.00	4,800.00	4,107.75	14.42
54000-1117	CAR ALLOWANCE	553.84	4,153.80	0.00	14,400.00	10,246.20	28.85
54000-1122	EAP- ASSISTANCE PROGRAM	1.34	11.13	0.00	0.00	11.13	0.00
54000-1178	ADMN FEE	150.00	1,200.00	0.00	7,800.00	6,600.00	15.38
54000-1179	CONTINGENCY	0.00	0.00	0.00	9,275.00	9,275.00	0.00
	TOTAL 11-PERSONNEL SERVICES	13,274.56	101,381.00	0.00	489,009.00	387,628.00	20.73
12-							
54000-1200	OFFICE SUPPLIES	0.00	0.00	0.00	5,000.00	5,000.00	0.00
	TOTAL 12-	0.00	0.00	0.00	5,000.00	5,000.00	0.00
16-							
54000-1610	DUES & SUBSCRIPTIONS	670.50	2,098.50	0.00	2,500.00	401.50	83.94
54000-1650	TRAINING	0.00	350.00	0.00	0.00	350.00	0.00
54000-1660	TRAVEL	377.37	4,276.44	0.00	0.00	4,276.44	0.00
	TOTAL 16-	1,047.87	6,724.94	0.00	2,500.00	4,224.94	269.00

C I T Y O F P H A R R
EXPENSE REPORT FOR PERIOD ENDING:
DECEMBER 31ST, 2017

5

FUND: 41 -HCRMA-GENERAL

% OF YEAR COMPLETED: 100.00

ACCOUNT NO#	TITLE	CURRENT MONTH EXPENSES	YEAR TO DATE EXPENSES	YEAR TO DATE ENCUMBRANCES	AMOUNT BUDGET	BUDGET BALANCE	PERCENT USED
18-							
54000-1850	CAPITAL OUTLAY	(0.10)	8,606.51	0.00	115,800.00	107,193.49	7.43
54000-1899	NON-CAPITALIZED	2,819.67	97,980.38	0.00	58,115.00	(39,865.38)	168.60
	TOTAL 18-	2,819.57	106,586.89	0.00	173,915.00	67,328.11	61.29
	TOTAL GENERAL	17,142.00	214,692.83	0.00	670,424.00	455,731.17	32.02
	TOTAL HCRMA PROGRAM MGMT	17,142.00	214,692.83	0.00	670,424.00	455,731.17	32.02
	** TOTAL FUND EXPENSES **	(778,050.70)	10,032,658.79	0.00	2,150,774.00	(7,881,884.79)	466.47

PERIOD: 12/01/2017 - 12/31/2017

ACCOUNT: 41-1-1100 GENERAL OPERATING

RECONCILIATION SUMMARY

BEGINNING STATEMENT BALANCE:	706,957.53	GL ACCOUNT BALANCE:	754,427.35
DEPOSITS:	+ 78,160.53	OUTSTANDING DEPOSITS:	- 0.00
WITHDRAWALS:	+ 26,940.71CR	OUTSTANDING CHECKS:	- 3,750.00CR
ADJUSTMENTS:	+ 0.00	ADJUSTMENTS:	+ 0.00
ENDING STATEMENT BALANCE:	758,177.35	ADJUSTED GL ACCOUNT BALANCE:	758,177.35

STATEMENT BALANCE: 758,177.35
 BANK DIFFERENCE: 0.00
 G/L DIFFERENCE: 0.00

CLEARED DEPOSITS:

No Items.

CLEARED CHECKS:

11/29/2017	002165	A FAST DELIVERY	155.50CR
11/29/2017	002166	ADVANCE PUBLISHING COMPANY	945.75CR
11/29/2017	002167	COPYZONE	1,458.23CR
11/29/2017	002168	DAHILL	907.67CR
11/29/2017	002169	IBTTA	2,200.00CR
11/29/2017	002170	OFFICE DEPOT	178.39CR
12/20/2017	002171	A FAST DELIVERY	101.50CR
12/20/2017	002172	COPYZONE	500.29CR
12/20/2017	002173	DAHILL	907.67CR
12/20/2017	002174	OFFICE DEPOT	141.50CR
12/20/2017	002175	SOUTHERN COMPUTER WAREHOUSE	2,819.57CR
12/20/2017	002176	TML INTERGOVERNMENTAL RISK POO	5,739.86CR
TOTAL CLEARED CHECKS:			16,055.93CR

CLEARED OTHER:

12/31/2017	000153	CITY OF PHARR	82,992.26CR
12/31/2017	000154	BRACEWELL LLP ATTORNEYS AT LAW	4,255.67CR
12/31/2017	000155	PENA DESIGNS	200.00CR
12/31/2017	000156	PATHFINDER PUBLIC AFFAIRS	10,000.00CR
12/31/2017	000157	ABC JANITORIAL & FLOOR CARE, I	260.00CR
12/31/2017	000158	VERIZON WIRELESS	190.59CR
12/31/2017	000159	PLAINS CAPITAL-CREDIT CARD SER	1,335.67CR
12/31/2017	000160	CELIA GAONA	435.95CR
12/31/2017	000161	RAMON NAVARRO	85.00CR
12/31/2017	000162	Eric Davila	209.47CR
12/31/2017	123117	DECEMBER 2017 PROMILES	13,365.00
12/31/2017	123118	DECEMBER 2017 PROMILES	14,283.00

PERIOD: 12/01/2017 - 12/31/2017

ACCOUNT: 41-1-1100 GENERAL OPERATING

12/31/2017	123119	DECEMBER 2017 PROMILES	15,903.00
12/31/2017	123120	DECEMBER 2017 PROMILES	17,415.00
12/31/2017	123121	DECEMBER 2017 PROMILES	17,145.00
12/31/2017	123117	CLEARING ACCT DECEMBER 2017	90,479.83
12/31/2017	123117	HCRMA DECEMBER 2017 INTEREST	33.02
12/31/2017	000163	PHARR BRIDGE BUSINESS PARK, LL	1,400.00CR
12/31/2017	123122	HCRMA FUND 41 DECEMBER 2017	16.50
12/31/2017	121317	ADJ	<u>0.01</u>
TOTAL CLEARED OTHER:			67,275.75

=====

PERIOD: 12/01/2017 - 12/31/2017

ACCOUNT: 41-1-1100 GENERAL OPERATING

OUTSTANDING DEPOSITS:

No Items.

OUTSTANDING CHECKS:

12/20/2017	002177	WILMINGTON TRUST FEE COLLECTIO	<u>3,750.00CR</u>
TOTAL OUTSTANDING CHECKS:			3,750.00CR

=====

OUTSTANDING OTHER:

No Items.

PERIOD: 12/01/2017 - 12/31/2017

ACCOUNT: 41-1-1102 POOL INVESTMENTS

RECONCILIATION SUMMARY

BEGINNING STATEMENT BALANCE:	1,331,290.15	GL ACCOUNT BALANCE:	1,332,848.64
DEPOSITS:	+ 1,558.49	OUTSTANDING DEPOSITS:	- 0.00
WITHDRAWALS:	+ 0.00	OUTSTANDING CHECKS:	- 0.00
ADJUSTMENTS:	+ 0.00	ADJUSTMENTS:	+ 0.00
ENDING STATEMENT BALANCE:	1,332,848.64	ADJUSTED GL ACCOUNT BALANCE:	1,332,848.64

STATEMENT BALANCE: 1,332,848.64
BANK DIFFERENCE: 0.00
G/L DIFFERENCE: 0.00

CLEARED DEPOSITS:
No Items.

CLEARED CHECKS:
No Items.

CLEARED OTHER: 12/31/2017 123117 INTEREST DECEMBER 2017
TOTAL CLEARED OTHER: 1,558.49

1,558.49
1,558.49
=====

✓ 1/18/18

42 -HCRMA-DEBT SERVICE

ACCOUNT# TITLE

ASSETS			
=====			
42-1-4105	WILMINGTON-DEBT SERVICE	336,350.66	
42-1-4105-1	DEBT SVC - JR LIEN	<u>2,080,853.46</u>	
			<u>2,417,204.12</u>
TOTAL ASSETS			2,417,204.12
=====			
LIABILITIES			
=====			
42-2-4214-6	ACCRUED INTEREST PAY-2013	<u>233,492.71</u>	
	TOTAL LIABILITIES		<u>233,492.71</u>
=====			
EQUITY			
=====			
42-3-4400	FUND BALANCE	<u>1,113,518.01</u>	
	TOTAL BEGINNING EQUITY	1,113,518.01	
TOTAL REVENUE		3,905,455.90	
TOTAL EXPENSES		<u>2,835,262.50</u>	
TOTAL REVENUE OVER/(UNDER) EXPENSES		1,070,193.40	
TOTAL EQUITY & REV. OVER/(UNDER) EXP.			<u>2,183,711.41</u>
TOTAL LIABILITIES, EQUITY & REV.OVER/(UNDER) EXP.			2,417,204.12
=====			

C I T Y O F P H A R R
REVENUE REPORT FOR PERIOD ENDING:
DECEMBER 31ST, 2017

1

FUND: 42 -HCRMA-DEBT SERVICE

% OF YEAR COMPLETED: 100.00

ACCOUNT NO#	TITLE	CURRENT MONTH REVENUES	YEAR TO DATE REVENUES	AMOUNT BUDGETED	BUDGET BALANCE	PERCENT USED
HCRMA						
4-1506	INTEREST INCOME	1,447.69	7,955.37	0.00	(7,955.37)	0.00
4-1506-1	INTEREST INCOME-JR LIEN	<u>2,433.13</u>	<u>19,978.71</u>	<u>0.00</u>	(<u>19,978.71</u>)	<u>0.00</u>
	TOTAL HCRMA	3,880.82	27,934.08	0.00	(27,934.08)	0.00
HCRMA-FUND 42						
4-1999	TRANSFERS IN-FROM GENERAL FUND	(<u>809,039.83</u>)	<u>3,877,521.82</u>	<u>0.00</u>	(<u>3,877,521.82</u>)	<u>0.00</u>
	TOTAL HCRMA-FUND 42	(809,039.83)	3,877,521.82	0.00	(3,877,521.82)	0.00
	** TOTAL FUND REVENUES **	(805,159.01)	3,905,455.90	0.00	(3,905,455.90)	0.00

C I T Y O F P H A R R
EXPENSE REPORT FOR PERIOD ENDING:
DECEMBER 31ST, 2017

1

FUND: 42 -HCRMA-DEBT SERVICE

% OF YEAR COMPLETED: 100.00

ACCOUNT NO#	TITLE	CURRENT MONTH EXPENSES	YEAR TO DATE EXPENSES	YEAR TO DATE ENCUMBRANCES	AMOUNT BUDGET	BUDGET BALANCE	PERCENT USED
HRMA-DEBT SERVICE =====							
GENERAL -----							
46-							
47-							
52900-4703-1	INTEREST EXPENSE-VRF 13 BOND	1,651,548.96	2,833,262.50	0.00	0.00	(2,833,262.50)	0.00
52900-4727	FEES	0.00	2,000.00	0.00	0.00	(2,000.00)	0.00
TOTAL 47-		1,651,548.96	2,835,262.50	0.00	0.00	(2,835,262.50)	0.00
49-							
TOTAL GENERAL		1,651,548.96	2,835,262.50	0.00	0.00	(2,835,262.50)	0.00
TOTAL HRMA-DEBT SERVICE		1,651,548.96	2,835,262.50	0.00	0.00	(2,835,262.50)	0.00
** TOTAL FUND EXPENSES **		1,651,548.96	2,835,262.50	0.00	0.00	(2,835,262.50)	0.00

PERIOD: 12/01/2017 - 12/31/2017

ACCOUNT: 42-1-4105 WILMINGTON-DEBT SERVICE

RECONCILIATION SUMMARY

BEGINNING STATEMENT BALANCE:	2,561,999.05	GL ACCOUNT BALANCE:	336,350.66
DEPOSITS:	+ 332,407.86	OUTSTANDING DEPOSITS:	- 0.00
WITHDRAWALS:	+ 2,558,056.25CR	OUTSTANDING CHECKS:	- 0.00
ADJUSTMENTS:	+ 0.00	ADJUSTMENTS:	+ 0.00
ENDING STATEMENT BALANCE:	336,350.66	ADJUSTED GL ACCOUNT BALANCE:	336,350.66

STATEMENT BALANCE: 336,350.66
BANK DIFFERENCE: 0.00
G/L DIFFERENCE: 0.00

CLEARED DEPOSITS:

No Items.

CLEARED CHECKS:

No Items.

CLEARED OTHER:

12/31/2017	123117	HCRMA FUND 42 DECEMBER 2017	332,407.86
12/31/2017	123118	HCRMA FUND 42 DECEMBER 2017	<u>2,558,056.25CR</u>
TOTAL CLEARED OTHER:			2,225,648.39CR

=====

PERIOD: 12/01/2017 - 12/31/2017

ACCOUNT: 42-1-4105-1 DEBT SVC - JR LIEN

RECONCILIATION SUMMARY

BEGINNING STATEMENT BALANCE:	2,078,420.33	GL ACCOUNT BALANCE:	2,080,853.46
DEPOSITS:	+ 2,433.13	OUTSTANDING DEPOSITS:	- 0.00
WITHDRAWALS:	+ 0.00	OUTSTANDING CHECKS:	- 0.00
ADJUSTMENTS:	+ 0.00	ADJUSTMENTS:	+ 0.00
ENDING STATEMENT BALANCE:	2,080,853.46	ADJUSTED GL ACCOUNT BALANCE:	2,080,853.46

STATEMENT BALANCE: 2,080,853.46
BANK DIFFERENCE: 0.00
G/L DIFFERENCE: 0.00

CLEARED DEPOSITS:

No Items.

CLEARED CHECKS:

No Items.

CLEARED OTHER:

12/31/2017 123117 INTEREST DECEMBER 2017
TOTAL CLEARED OTHER:

2,433.13
2,433.13

=====

✓ 1/18/18

43 -HCRMA-BOND CONSTRUCTION

ACCOUNT# TITLE

ASSETS

=====

LIABILITIES

=====

EQUITY

=====

43-3-3400	FUND BALANCE	(8,884,358.85)
43-3-8400	FUND BALANCE	<u>11,170,732.91</u>
	TOTAL BEGINNING EQUITY	2,286,374.06
	TOTAL REVENUE	11,637,834.61
	TOTAL EXPENSES	<u>13,924,208.67</u>
	TOTAL REVENUE OVER/(UNDER) EXPENSES	(2,286,374.06)

=====

=====

CITY OF PHARR
REVENUE REPORT FOR PERIOD ENDING:
DECEMBER 31ST, 2017

1

FUND: 43 -HCRMA-BOND CONSTRUCTION

% OF YEAR COMPLETED: 100.00

ACCOUNT NO#	TITLE	CURRENT MONTH REVENUES	YEAR TO DATE REVENUES	AMOUNT BUDGETED	BUDGET BALANCE	PERCENT USED
	47-GRANTS					
4-4700	FEDERAL GRANT	0.00	6,600,826.02	0.00	(6,600,826.02)	0.00
4-4701	STATE GRANT	0.00	1,650,206.51	0.00	(1,650,206.51)	0.00
4-4710	CITY CONTRIBUTION	<u>0.00</u>	<u>80,000.00</u>	<u>0.00</u>	<u>(80,000.00)</u>	<u>0.00</u>
	TOTAL 47-GRANTS	0.00	8,331,032.53	0.00	(8,331,032.53)	0.00
	48-INTERFUND TRANSFERS					
4-4800	TRANSFER IN- GENERAL FUND	<u>0.00</u>	<u>3,300,000.00</u>	<u>0.00</u>	<u>(3,300,000.00)</u>	<u>0.00</u>
	TOTAL 48-INTERFUND TRANSFERS	0.00	3,300,000.00	0.00	(3,300,000.00)	0.00
	83-HCRMA BOND CONSTRUCT					
	85-HCRMA BOND CONSTRUCT					
4-8560	INTEREST INCOME	<u>0.00</u>	<u>6,802.08</u>	<u>0.00</u>	<u>(6,802.08)</u>	<u>0.00</u>
	TOTAL 85-HCRMA BOND CONSTRUCT	0.00	6,802.08	0.00	(6,802.08)	0.00
	89-HCRMA BOND CONSTRUCT					
	** TOTAL FUND REVENUES **	0.00	11,637,834.61	0.00	(11,637,834.61)	0.00

C I T Y O F P H A R R
EXPENSE REPORT FOR PERIOD ENDING:
DECEMBER 31ST, 2017

1

FUND: 43 -HCRMA-BOND CONSTRUCTION

% OF YEAR COMPLETED: 100.00

ACCOUNT NO#	TITLE	CURRENT MONTH EXPENSES	YEAR TO DATE EXPENSES	YEAR TO DATE ENCUMBRANCES	AMOUNT BUDGET	BUDGET BALANCE	PERCENT USED
HRMA-BOND CONSTRUCTION =====							
GENERAL -----							
86-							
87-							
52900-8710	LEGAL & PROFESSIONAL	0.00	6,770.79	0.00	0.00	(6,770.79)	0.00
52900-8750	CONSTRUCTION SOFTWARE	0.00	22,037.50	0.00	0.00	(22,037.50)	0.00
TOTAL 87-		0.00	28,808.29	0.00	0.00	(28,808.29)	0.00
88-CAPITAL EXPENDITURES							
52900-8800	CONSULTING & ENGINEERING	0.00	883,433.84	0.00	0.00	(883,433.84)	0.00
52900-8810	SH 365 - ENVIROMENTAL	0.00	686,025.82	0.00	0.00	(686,025.82)	0.00
52900-8810-1	SH 365 - DESIGN	0.00	130,848.97	0.00	0.00	(130,848.97)	0.00
52900-8810-3	SH365-ROW	0.00	(3,864.09)	0.00	0.00	(3,864.09)	0.00
52900-8820	IBTC - ENVIROMENTAL	0.00	11,862.50	0.00	0.00	(11,862.50)	0.00
52900-8820-1	IBTC - DESIGN	0.00	100,133.52	0.00	0.00	(100,133.52)	0.00
52900-8820-3	IBTC - ROW	0.00	8,599.50	0.00	0.00	(8,599.50)	0.00
52900-8830	US 281/BSIF-ENVIRO	0.00	1,721.25	0.00	0.00	(1,721.25)	0.00
52900-8830-1	US 281/BSIF - DESIGN	0.00	4,000.00	0.00	0.00	(4,000.00)	0.00
52900-8830-3	US 281/BSIF - ROW	0.00	2,465.00	0.00	0.00	(2,465.00)	0.00
52900-8830-4	US 281/BSIF - CONST LOCAL	0.00	70,202.16	0.00	0.00	(70,202.16)	0.00
52900-8830-5	US 281/BSIF-CONST FEDERAL	0.00	6,600,826.02	0.00	0.00	(6,600,826.02)	0.00
52900-8830-6	US 281/BSIF-CONST STATE	0.00	1,650,206.51	0.00	0.00	(1,650,206.51)	0.00
52900-8841	PROFESSIONAL SERVICES	0.00	82,487.49	0.00	0.00	(82,487.49)	0.00
52900-8842	ACQUISITIONS ROAD	0.00	61,295.80	0.00	0.00	(61,295.80)	0.00
TOTAL 88-CAPITAL EXPENDITURES		0.00	10,290,244.29	0.00	0.00	(10,290,244.29)	0.00
89-							
52900-8999-2	TRANSFERS OUT GENERAL FUND	0.00	1,441.54	0.00	0.00	(1,441.54)	0.00
52900-8999-3	TRANSFER OUT-365 CONSTRUCTION	0.00	13,965.00	0.00	0.00	(13,965.00)	0.00
52900-8999-4	TRANSFER OUT- CAPITAL PROJECT	0.00	3,589,749.55	0.00	0.00	(3,589,749.55)	0.00
TOTAL 89-		0.00	3,605,156.09	0.00	0.00	(3,605,156.09)	0.00
TOTAL GENERAL		0.00	13,924,208.67	0.00	0.00	(13,924,208.67)	0.00
TOTAL HRMA-BOND CONSTRUCTION		0.00	13,924,208.67	0.00	0.00	(13,924,208.67)	0.00

C I T Y O F P H A R R
EXPENSE REPORT FOR PERIOD ENDING:
DECEMBER 31ST, 2017

2

FUND: 43 -HCRMA-BOND CONSTRUCTION

% OF YEAR COMPLETED: 100.00

ACCOUNT NO#	TITLE	CURRENT MONTH EXPENSES	YEAR TO DATE EXPENSES	YEAR TO DATE ENCUMBRANCES	AMOUNT BUDGET	BUDGET BALANCE	PERCENT USED
	** TOTAL FUND EXPENSES **	0.00	13,924,208.67	0.00	0.00	(13,924,208.67)	0.00

44 -HCRMA-365 CONSTRUCTION

ACCOUNT# TITLE

ASSETS

=====

44-1-1102	POOL INVESTMENTS	<u>2,327.68</u>	<u>2,327.68</u>
-----------	------------------	-----------------	-----------------

TOTAL ASSETS	2,327.68
--------------	----------

=====

LIABILITIES

=====

EQUITY

=====

44-3-1400	FUND BALANCE	<u>14,182,085.08</u>
	TOTAL BEGINNING EQUITY	14,182,085.08

TOTAL REVENUE	61,172.46
---------------	-----------

TOTAL EXPENSES	<u>14,240,929.86</u>
----------------	----------------------

TOTAL REVENUE OVER/(UNDER) EXPENSES	(14,179,757.40)
-------------------------------------	------------------

TOTAL EQUITY & REV. OVER/(UNDER) EXP.	<u>2,327.68</u>
---------------------------------------	-----------------

TOTAL LIABILITIES, EQUITY & REV.OVER/(UNDER) EXP.	2,327.68
---	----------

=====

C I T Y O F P H A R R
 REVENUE REPORT FOR PERIOD ENDING:
 DECEMBER 31ST, 2017

1

FUND: 44 -HCRMA-365 CONSTRUCTION

% OF YEAR COMPLETED: 100.00

ACCOUNT NO#	TITLE	CURRENT MONTH REVENUES	YEAR TO DATE REVENUES	AMOUNT BUDGETED	BUDGET BALANCE	PERCENT USED
	HCRMA					
4-1506	INTEREST REVENUE	<u>0.00</u>	<u>47,207.46</u>	<u>0.00</u>	(<u>47,207.46</u>)	<u>0.00</u>
	TOTAL HCRMA	0.00	47,207.46	0.00	(47,207.46)	0.00
	48-INTERFUND TRANSFERS					
4-4800-1	TRANSFER IN BOND CONSTRUCTION	<u>0.00</u>	<u>13,965.00</u>	<u>0.00</u>	(<u>13,965.00</u>)	<u>0.00</u>
	TOTAL 48-INTERFUND TRANSFERS	0.00	13,965.00	0.00	(13,965.00)	0.00
	** TOTAL FUND REVENUES **	0.00	61,172.46	0.00	(61,172.46)	0.00

C I T Y O F P H A R R
EXPENSE REPORT FOR PERIOD ENDING:
DECEMBER 31ST, 2017

1

FUND: 44 -HCRMA-365 CONSTRUCTION

% OF YEAR COMPLETED: 100.00

ACCOUNT NO#	TITLE	CURRENT MONTH EXPENSES	YEAR TO DATE EXPENSES	YEAR TO DATE ENCUMBRANCES	AMOUNT BUDGET	BUDGET BALANCE	PERCENT USED
HCRMA-365 CONSTRUCTION =====							
HCRMA-365 CONSTRUCTION -----							
88-CAPITAL EXPENDITURES							
52900-8810-3	SH365-ROW	0.00	13,994.06	0.00	0.00	(13,994.06)	0.00
52900-8841	PROFESSIONAL SERVICES	0.00	407,357.29	0.00	0.00	(407,357.29)	0.00
52900-8842	ACQUISITIONS ROAD	0.00	13,819,578.51	0.00	0.00	(13,819,578.51)	0.00
TOTAL 88-CAPITAL EXPENDITURES		0.00	14,240,929.86	0.00	0.00	(14,240,929.86)	0.00
89-							
TOTAL HCRMA-365 CONSTRUCTION		0.00	14,240,929.86	0.00	0.00	(14,240,929.86)	0.00
TOTAL HCRMA-365 CONSTRUCTION		0.00	14,240,929.86	0.00	0.00	(14,240,929.86)	0.00
** TOTAL FUND EXPENSES **		0.00	14,240,929.86	0.00	0.00	(14,240,929.86)	0.00

45 -HCRMA - CAP.PROJECTS FUND

ACCOUNT# TITLE

ASSETS

=====

45-1-1102	Pool Investment	1,474,330.09	
45-1-1250	A/R Govts.	822,164.35	
45-1-1267	A/R DONNA	<u>113,245.26</u>	
			<u>2,409,739.70</u>

TOTAL ASSETS			2,409,739.70
--------------	--	--	--------------

=====

LIABILITIES

=====

45-2-1212	Accounts Payable	<u>0.10</u>	
	TOTAL LIABILITIES		<u>0.10</u>

EQUITY

=====

TOTAL REVENUE	7,695,772.09	
TOTAL EXPENSES	<u>5,286,032.49</u>	
TOTAL REVENUE OVER/(UNDER) EXPENSES	2,409,739.60	
TOTAL EQUITY & REV. OVER/(UNDER) EXP.		<u>2,409,739.60</u>

TOTAL LIABILITIES, EQUITY & REV.OVER/(UNDER) EXP.			2,409,739.70
---	--	--	--------------

=====

C I T Y O F P H A R R
REVENUE REPORT FOR PERIOD ENDING:
DECEMBER 31ST, 2017

1

FUND: 45 -HCRMA - CAP.PROJECTS FUND

% OF YEAR COMPLETED: 100.00

ACCOUNT NO#	TITLE	CURRENT MONTH REVENUES	YEAR TO DATE REVENUES	AMOUNT BUDGETED	BUDGET BALANCE	PERCENT USED
HCRMA						
4-1506	Interest Revenue	<u>1,219.18</u>	<u>2,760.82</u>	<u>0.00</u>	(<u>2,760.82</u>)	<u>0.00</u>
	TOTAL HCRMA	1,219.18	2,760.82	0.00	(2,760.82)	0.00
47-GRANTS						
4-4700	Federal Grant	372,046.35	3,282,609.38	0.00	(3,282,609.38)	0.00
4-4701	State Grant	<u>83,011.59</u>	<u>820,652.34</u>	<u>0.00</u>	(<u>820,652.34</u>)	<u>0.00</u>
	TOTAL 47-GRANTS	465,057.94	4,103,261.72	0.00	(4,103,261.72)	0.00
48-INTERFUND TRANSFERS						
4-4800	TRANSFER IN - BOND CONSTRUCTIO	<u>0.00</u>	<u>3,589,749.55</u>	<u>0.00</u>	(<u>3,589,749.55</u>)	<u>0.00</u>
	TOTAL 48-INTERFUND TRANSFERS	0.00	3,589,749.55	0.00	(3,589,749.55)	0.00
** TOTAL FUND REVENUES **		466,277.12	7,695,772.09	0.00	(7,695,772.09)	0.00

C I T Y O F P H A R R
EXPENSE REPORT FOR PERIOD ENDING:
DECEMBER 31ST, 2017

1

FUND: 45 -HCRMA - CAP.PROJECTS FUND

% OF YEAR COMPLETED: 100.00

ACCOUNT NO#	TITLE	CURRENT MONTH EXPENSES	YEAR TO DATE EXPENSES	YEAR TO DATE ENCUMBRANCES	AMOUNT BUDGET	BUDGET BALANCE	PERCENT USED
HCRMA							
=====							
HCRMA- CAP. PROJECTS							

88-CAPITAL EXPENDITURES							
52900-8800	Consulting & Engineering	0.00	200,000.00	0.00	0.00 (200,000.00)	0.00
52900-8810	SH 365- Enviornmental	0.00	53,584.24	0.00	0.00 (53,584.24)	0.00
52900-8810-1	SH 365-Design	39,982.74	134,250.63	0.00	0.00 (134,250.63)	0.00
52900-8810-3	365 RIGHT OF WAY	144,512.72	144,512.72	0.00	0.00 (144,512.72)	0.00
52900-8820	IBTC - Enviornmental	(250.00)	910.00	0.00	0.00 (910.00)	0.00
52900-8820-1	IBTC 365 - Design	0.00	13,014.77	0.00	0.00 (13,014.77)	0.00
52900-8820-3	IBTC - ROW	8,884.62	10,420.16	0.00	0.00 (10,420.16)	0.00
52900-8820-4	IBTC - Construction	0.00	93,304.15	0.00	0.00 (93,304.15)	0.00
52900-8830	US 281 - BSIF - ENVIRO	0.00	10,600.00	0.00	0.00 (10,600.00)	0.00
52900-8830-4	US 281/BSIF-Const Local	315,861.52	400,487.60	0.00	0.00 (400,487.60)	0.00
52900-8830-5	US 281/BSIF- Const Federal	372,046.35	3,282,609.38	0.00	0.00 (3,282,609.38)	0.00
52900-8830-6	US 281/BSIF - Const State	93,011.59	820,652.34	0.00	0.00 (820,652.34)	0.00
52900-8841	LEGAL FEES	129,177.20	322,094.15	0.00	0.00 (322,094.15)	0.00
52900-8842	ACQUISITIONS	4,745.41	(200,407.65)	0.00	0.00	200,407.65	0.00
TOTAL 88-CAPITAL EXPENDITURES		1,107,972.15	5,286,032.49	0.00	0.00 (5,286,032.49)	0.00
TOTAL HCRMA- CAP. PROJECTS		1,107,972.15	5,286,032.49	0.00	0.00 (5,286,032.49)	0.00
TOTAL HCRMA		1,107,972.15	5,286,032.49	0.00	0.00 (5,286,032.49)	0.00
** TOTAL FUND EXPENSES **		1,107,972.15	5,286,032.49	0.00	0.00 (5,286,032.49)	0.00

PERIOD: 12/01/2017 - 12/31/2017

ACCOUNT: 45-1-1102 Pool Investment

RECONCILIATION SUMMARY

BEGINNING STATEMENT BALANCE:	2,114,952.48	GL ACCOUNT BALANCE:	1,474,330.09
DEPOSITS:	+ 918,650.34	OUTSTANDING DEPOSITS:	- 0.00
WITHDRAWALS:	+ 1,559,272.73CR	OUTSTANDING CHECKS:	- 0.00
ADJUSTMENTS:	+ <u>0.00</u>	ADJUSTMENTS:	+ <u>0.00</u>
ENDING STATEMENT BALANCE:	1,474,330.09	ADJUSTED GL ACCOUNT BALANCE:	1,474,330.09

STATEMENT BALANCE: 1,474,330.09
 BANK DIFFERENCE: 0.00
 G/L DIFFERENCE: 0.00

CLEARED DEPOSITS:

No Items.

CLEARED CHECKS:

No Items.

CLEARED OTHER:

12/31/2017	123117	HCRMA FUND 45 DECEMBER 2017	918,650.34
12/31/2017	000164	BRACEWELL LLP ATTORNEYS AT LAW	21,277.57CR
12/31/2017	000165	FOREMOST PAVING, INC	875,519.76CR
12/31/2017	000166	TOP CUT LAWN CARE, INC.	1,080.00CR
12/31/2017	000167	SENDERO ACQUISITIONS	21,410.00CR
12/31/2017	000168	SIERRA TITLE OF HIDALGO COUNTY	4,745.41CR
12/31/2017	000169	LAW OFFICE OF RICHARD A. CANTU	12,130.13CR
12/31/2017	000170	SAMES	18,455.50CR
12/31/2017	000171	GARZA & ASSOCIATES	1,650.00CR
12/31/2017	000172	HIDALGO COUNTY IRRIGATION DIST	303,430.12CR
12/31/2017	000173	BARKHURST & HINOJOSA PC	4,070.00CR
12/31/2017	000174	HALFF	210.26CR
12/31/2017	000175	SPECIAL COMMISSIONERS	62,400.00CR
12/31/2017	000176	INTERNATIONAL CONSULTING ENGIN	51,162.50CR
12/31/2017	000177	HDR	39,982.74CR
12/31/2017	000178	MCALLEN FOREIGN TRADE ZONE	50,184.00CR
12/31/2017	000179	TERRACON	1,647.40CR
12/31/2017	000180	BARRON, ALDER, CLOUGH & ODDO LL	44,932.72CR
12/31/2017	000181	GREATER TEXAS LANDSCAPE SERVIC	1,664.62CR
12/31/2017	000182	HIDALGO COUNTY, PCT NO. 2 EDUA	<u>43,320.00CR</u>
TOTAL CLEARED OTHER:			640,622.39CR

=====

01/18/18

HIDALGO COUNTY REGIONAL MOBILITY AUTHORITY

AGENDA RECOMMENDATION FORM

BOARD OF DIRECTORS
PLANNING COMMITTEE
FINANCE COMMITTEE
TECHNICAL COMMITTEE

 X

AGENDA ITEM
DATE SUBMITTED
MEETING DATE

 2C
 01/15/18
 01/23/18

1. Agenda Item: APPROVAL OF THE FINANCIAL REPORT FOR THE MONTH OF DECEMBER 2017.
2. Nature of Request: (Brief Overview) Attachments: X Yes No
Consideration and approval of financial report for the months of December 2017.
3. Policy Implication: Board Policy, Local Government Code, Texas Government Code, Texas Transportation Code, TxDOT Policy
4. Budgeted: Yes No X N/A
Funding Source:
5. Staff Recommendation: Motion to approve the Financial Report for the month of December 2017, as presented.
6. Program Manager's Recommendation: Approved Disapproved X None
7. Planning Committee's Recommendation: Approved Disapproved X None
8. Board Attorney's Recommendation: Approved Disapproved X None
9. Chief Auditor's Recommendation: Approved Disapproved X None
10. Chief Financial Officer's Recommendation: X Approved Disapproved None
11. Chief Development Engineer's Recommendation: Approved Disapproved X None
12. Chief Construction Engineer's Recommendation: Approved Disapproved X None
13. Executive Director's Recommendation: X Approved Disapproved None

THIS ITEM WILL BE
SENT UNDER
SEPERATE COVER

This Page
Intentionally
Left Blank

Item 2D

HIDALGO COUNTY REGIONAL MOBILITY AUTHORITY

AGENDA RECOMMENDATION FORM

BOARD OF DIRECTORS	<u> X </u>	AGENDA ITEM	<u> 2D </u>
PLANNING COMMITTEE	<u> </u>	DATE SUBMITTED	<u> 01/09/2018 </u>
FINANCE COMMITTEE	<u> </u>	MEETING DATE	<u> 01/23/2018 </u>
TECHNICAL COMMITTEE	<u> </u>		

1. Agenda Item: **APPROVAL OF QUARTERLY INVESTMENT REPORT FOR THE PERIOD ENDING DECEMBER 31, 2017.**
2. Nature of Request: (Brief Overview) Attachments: X Yes No
Consideration and approval of the quarterly investment reports for the period ending December 31, 2017.
3. Policy Implication: Board Policy, Local Government Code, Texas Government Code, Public Funds Investment Act Section 2256
4. Budgeted: Yes No X N/A
5. Staff Recommendation: **Motion to approve the Quarterly Investment Report for the period ending December 31, 2017 as presented**
6. Program Manager's Recommendation: Approved Disapproved X None
7. Planning Committee's Recommendation: Approved Disapproved X None
8. Board Attorney's Recommendation: Approved Disapproved X None
9. Chief Auditor's Recommendation: Approved Disapproved X None
10. Chief Financial Officer's Recommendation: X Approved Disapproved None
11. Chief Development Engineer's Recommendation: Approved Disapproved X None
12. Construction Engineer's Recommendation: Approved Disapproved X None
13. Executive Director's Recommendation: X Approved Disapproved None



January 8, 2018

Board of Directors

S. David Deanda, Jr., Chairman
Forrest Runnels, Vice Chairman
Ricardo Perez, Secretary/Treasurer
Alonzo Cantu, Director
R. David Guerra, Director
Paul S. Moxley, Director
Josue Reyes, Director

To: S. David Deanda, Chairman
Member of the Board of Directors

From: Jose Castillo, Chief Financial Officer
Pilar Rodriguez, Executive Director/Investment Officer

RE: Quarterly Investment Report for QE December 31, 2017 /Statement of Compliance

The above-referenced report is hereby presented, pursuant to the Public Funds Investment Act (PFIA), for your review and acceptance.

This quarter total investment disbursements totaled \$4,967,483 issued for the following: construction--\$2,409,427 and debt service--\$2,558,056, which consisted of principal--\$1,140,000 and interest--\$1,418,056. Total combined interest earned was \$17,698.

It should be noted that the Texas Department of Transportation contributed \$3,281,107 towards the construction costs of the US 281/BSIF project.

The PFIA also requires that the report contain a Statement of Compliance, signed by the Investment Officers, as presented below:

STATEMENT OF COMPLIANCE

Pursuant to the PFIA, we the Investment Officers of the Hidalgo County Regional Mobility Authority, represent to you that the portfolio presented in this report is in compliance with:

The HCRMA's Investment Policy, and

The Public Funds Investment Act of the State of Texas

Pilar Rodriguez, Investment Officer

Jose H. Castillo, Investment Officer

Hidalgo County Regional Mobility Authority
SUMMARY
QUARTERLY INVESTMENT REPORT
For Quarter Ending December 31, 2017

	Local Govt Investment <u>Pool</u>	Money Mkt <u>Fund</u>	<u>Total</u>
COST			
Beginning Balance	\$ 3,404,711	\$ 2,497,412	\$ 5,902,123
Additions:			
Contributions	-	3,281,107	3,281,107
Transfers-in		993,265	993,265
Investment Earnings	11,318	6,380	17,698
Deductions:			
Transfers-Out	-		-
Disbursements	-	(4,967,483)	(4,967,483)
Ending Balance	<u>\$ 3,416,029</u>	<u>\$ 1,810,681</u>	<u>\$ 5,226,710</u>
MARKET VALUE			
Beginning Balance	<u>\$ 3,404,949</u>	<u>\$ 2,497,412</u>	<u>\$ 5,902,361</u>
Ending Balance	<u>\$ 3,415,415</u>	<u>\$ 1,810,681</u>	<u>\$ 5,226,096</u>
Weighted Average Maturity- Logic	35		
Logic Weighted Average Yield	1.3181%		

Hidalgo County Regional Mobility Authority
HOLDINGS BY INVESTMENTS
QUARTERLY INVESTMENT REPORT
For Quarter Ending December 31, 2017

<u>Type of Security/Fund</u>	<u>Yield</u>	<u>Beginning Cost</u>	<u>Interest</u>	<u>Contributions/ Transfers</u>	<u>Disbursements</u>	<u>Ending Cost</u>	<u>Market Value</u>
Local Govt Investment Pool:							
Debt Service Jr. Lien		2,073,954	6,899	-	-	2,080,853	\$ 2,080,478
SIB Construction Fund Series 2016 (cash)		2,328	-	-	-	2,328	2,328
Logic-Contingency		1,328,429	4,419	-	-	1,332,848	1,332,608
Total Local Govt Investment Pool		<u>\$ 3,404,711</u>	<u>\$ 11,318</u>	<u>\$ -</u>	<u>\$ -</u>	<u>\$ 3,416,029</u>	<u>\$ 3,415,415</u>
Money Market Fund							
(Federated Govt Obligations)							
Disbursement Account 106912-006		599,889	2,761	3,281,107	(2,409,427)	1,474,330	1,474,330
Debt Service Fund-106912-001		1,897,523	3,619	993,265	(2,558,056)	336,351	336,351
Total Money Market Funds	0.0100%	<u>\$ 2,497,412</u>	<u>\$ 6,380</u>	<u>\$ 4,274,372</u>	<u>\$ (4,967,483)</u>	<u>\$ 1,810,681</u>	<u>\$ 1,810,681</u>

**Hidalgo County Regional Mobility Authority
Wilmington Trust Investments Detail Activity
For Quarter Ending December 31, 2017**

Debt Service Account #106912-001

		Income				Ending Bal
Debt Svc	O/E bal	Interest	contri.	Transfers	Disb.	
Oct	1,897,522.76	957.13	-	331,152.25	-	2,229,632.14
Nov	2,229,632.14	1,214.66	-	331,152.25	-	2,561,999.05
Dec	2,561,999.05	1,447.69	-	330,960.17	(2,558,056.25)	336,350.66
		<u>3,619.48</u>	<u>-</u>	<u>993,264.67</u>	<u>(2,558,056.25)</u>	

Disb. Account #106912-006

		Income				Ending Balance
Disbursement	O/E bal	Interest	contri.	Transfers	Disb.	
Oct	599,889.18	832.55	1,486,268.77	-	(723,357.75)	1,363,632.75
Nov	1,363,632.75	709.09	877,407.44	-	(126,796.80)	2,114,952.48
Dec	2,114,952.48	1,219.18	917,431.16	-	(1,559,272.73)	1,474,330.09
		<u>2,760.82</u>	<u>3,281,107.37</u>	<u>-</u>	<u>(2,409,427.28)</u>	

Debt Service Account #118361-001(1) & 7731494002

		Income				Ending Bal
Debt Svc	O/E bal	Interest	contri.	Transfers	Disb.	
Oct	2,073,954.29	2,262.45	-	-	-	2,076,216.74
Nov	2,076,216.74	2,203.59	-	-	-	2,078,420.33
Dec	2,078,420.33	2,433.13	-	-	-	2,080,853.46
		<u>6,899.17</u>	<u>-</u>	<u>-</u>	<u>-</u>	

SIB Const. Account #118361-008

		Income				Ending Balance
SIB Const	O/E bal	Interest	contri.	Transfers	Disb.	
Oct	2,327.68	-	-	-	-	2,327.68
Nov	2,327.68	-	-	-	-	2,327.68
Dec	2,327.68	-	-	-	-	2,327.68
		<u>-</u>	<u>-</u>	<u>-</u>	<u>-</u>	



LOGIC Newsletter

December 2017

Performance

As of December 31, 2017

Current Invested Balance	\$6,465,455,192.00
Weighted Average Maturity (1)*	26 Days
Weighted Average Maturity (2)*	68 Days
Net Asset Value	0.999820
Total Number of Participants	559
Management Fee on Invested Balance	0.0975%
Interest Distributed	\$7,820,581.73
Management Fee Collected	\$516,803.61
% of Portfolio Invested Beyond 1 Year	0.00%
Standard & Poor's Current Rating	AAAm

December Averages:

Average Invested Balance	\$6,234,513,621.18
Average Monthly Yield, on a simple basis	1.3784%
Average Weighted Average Maturity (1)*	29 Days
Average Weighted Average Maturity (2)*	76 Days

*Definition of Weighted Average Maturity (1) & (2)

(1) This weighted average maturity calculation uses the SEC Rule 2a-7 definition for stated maturity for any floating rate instrument held in the portfolio to determine the weighted average maturity for the pool. This Rule specifies that a variable rate instrument to be paid in 397 calendar days or less shall be deemed to have a maturity equal to the period remaining until the next readjustment of the interest rate.

(2) This weighted average maturity calculation uses the final maturity of any floating rate instruments held in the portfolio to calculate the weighted average maturity for the pool.

Rates reflect historical information and are not an indication of future performance.

Economic Commentary

U.S. Tax reform dominated most of the quarter as both Houses of Congress worked expeditiously to pass their respective versions of the tax bill. While expectations of passage had drifted lower as the year progressed, the GOP successfully passed a reconciled version of the bill which was signed into law in December. The highlights of the bill on the corporate side were lower tax rates for corporations and small business pass-throughs as well as changes to interest and capital investment deductibility. The highlights on the individual side were lower effective tax rates, higher standard deductions, offset by the removal of most state and local deductions. Fiscal policy has the potential to provide additional stimulus to an already strong economy. In addition, the government has passed legislation to extend government spending until January in order to give the congress more time to debate the 2018 fiscal budget (which began in September '17). Inflation levels are caught in a tug-of-war between downward structural forces (technology improvements, price transparency) and upward cyclical forces (economic growth, tight labor markets), with the structural pressures continuing to deliver inflation disappointments.

The Federal Reserve (Fed) raised rates by 25 bps to 1.25%-1.50% at its December Federal Open Market Committee (FOMC) meeting. The committee reiterated its positive assessment of the labor market and the U.S. economy. It also indicated that inflation was below its 2% target, but that the weakness appeared transitory. The committee expects 3 rate hikes in 2018, 2 in 2019 and slightly less than 2 in 2020. For now, our view remains consistent with the Fed's projections— growth will remain strong (despite the typical negative seasonality in the first quarter), inflation will stay contained and the Fed will remain on a gradual path towards normalized real yields by raising the fed funds rate three times. We believe that the yield on the U.S. 10-year Treasury will also rise modestly, ending 2018 at 2.75%–3.25%. If inflation does start coming in above target, we could easily see the Fed raise rates four times in 2018, not the three times the market is expecting. If both the European Central Bank and the Bank of Japan also start moving to higher rates at the same time that central bank balance sheet expansion turns negative (currently projected for around October 2018), then bond investors are not being compensated for the risks, volatility will rise and the second half of 2018 could be much more difficult for the markets.

News

New Participants

We would like to welcome the following entities who joined the LOGIC program in December:

- ★ Liberty County
- ★ YES Prep Public Schools Inc

Holiday Reminder

In observance of Martin Luther King Jr. holiday, **LOGIC will be closed Monday, January 15, 2018.** All ACH transactions initiated on Friday, January 12th will settle on Tuesday, January 16th.

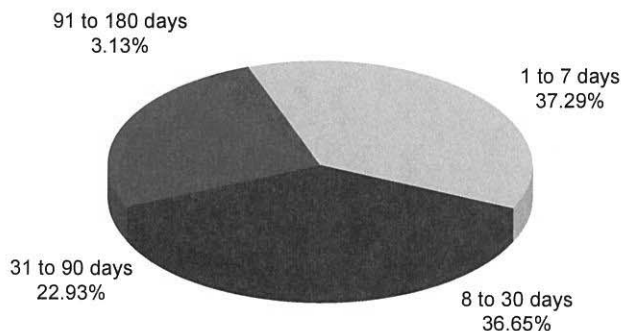
Conferences

LOGIC Representatives will be attending the following upcoming conference. We look forward to visiting with those of you attending this event.

- ★ Texas Association of School Business Officials (TASBO) Annual Conference - February 26- March 2, Fort Worth


Information at a Glance

Portfolio by Type of Investment As of December 31, 2017

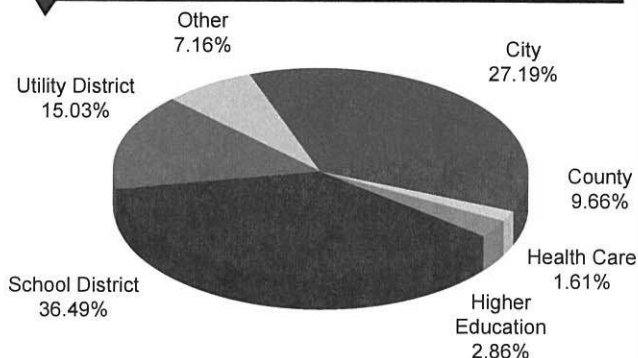


Commercial Paper
96.70%

Repurchase
Agreements
3.30%



Portfolio by Maturity As of December 31, 2017



Distribution of Participants by Type As of December 31, 2017

History

Historical Program Information

Month	Average Rate	Book Value	Market Value	Net Asset Value	WAM (1)*	WAM (2)*	Number of Participants
Dec 17	1.3784%	\$6,465,455,192.00	\$6,464,452,719.35	0.999820	29	76	559
Nov 17	1.2913%	6,037,285,391.70	6,037,616,463.25	1.000054	35	75	557
Oct 17	1.2845%	6,047,571,709.48	6,047,976,206.51	1.000066	42	75	556
Sep 17	1.2827%	5,995,123,374.79	5,995,667,106.47	1.000070	40	77	551
Aug 17	1.2660%	5,912,248,825.24	5,912,933,387.09	1.000115	32	70	548
Jul 17	1.2408%	6,097,733,914.84	6,098,596,876.56	1.000141	29	71	543
Jun 17	1.1333%	5,904,028,106.60	5,904,946,555.34	1.000122	25	75	539
May 17	1.0761%	6,257,671,308.91	6,259,334,715.43	1.000265	27	71	535
Apr 17	1.0739%	6,573,201,990.89	6,574,453,965.11	1.000190	32	69	528
Mar 17	1.0089%	6,727,258,315.21	6,728,526,958.13	1.000151	35	74	522
Feb 17	0.9716%	6,899,050,894.78	6,900,939,892.08	1.000273	38	75	515
Jan 17	0.9642%	6,257,691,371.71	6,259,008,532.09	1.000210	33	68	509


Assets

Portfolio Asset Summary as of December 31, 2017

	Book Value	Market Value
Uninvested Balance	\$ (128,049.27)	\$ (128,049.27)
Accrual of Interest Income	1,761,231.54	1,761,231.54
Interest and Management Fees Payable	(7,943,388.76)	(7,943,388.76)
Payable for Investment Purchased	0.00	0.00
Receivable for Investment Sold	0.00	0.00
Repurchase Agreements	213,513,999.97	213,513,999.97
Commercial Paper	6,258,251,398.52	6,257,248,925.87
Government Securities	0.00	0.00
Total	\$ 6,465,455,192.00	\$ 6,464,452,719.35

Market value of collateral supporting the Repurchase Agreements is at least 102% of the Book Value. The portfolio is managed by J.P. Morgan Chase & Co. and the assets are safekept in a separate custodial account at the Federal Reserve Bank in the name of LOGIC. The only source of payment to the Participants are the assets of LOGIC. There is no secondary source of payment for the pool such as insurance or guarantee. Should you require a copy of the portfolio, please contact LOGIC Participant Services.

LOGIC versus 90-Day Treasury Bill



This material is for information purposes only. This information does not represent an offer to buy or sell a security. The above rate information is obtained from sources that are believed to be reliable; however, its accuracy or completeness may be subject to change. The LOGIC management fee be waived in full or in part at the discretion of the LOGIC co-administrators and the LOGIC rate for the period shown reflects waiver of fees. This table represents historical investment performance/return to the customer, net of fees, and is not an indication of future performance. An investment in the security is not insured or guaranteed by the Federal Deposit Insurance Corporation or any other government agency. Although the issuer seeks to preserve the value of an investment at \$1.00 per share, it is possible to lose money by investing in the security. Information about these and other program details are in the fund's Information Statement which should be read carefully before investing. The yield on the 90-Day Treasury Bill ("T-Bill Yield") is shown for comparative purposes only. When comparing the investment returns of the LOGIC pool to the T-Bill Yield, you should know that the LOGIC pool consist of allocations of specific diversified securities as detailed in the respective Information Statements. The T-Bill Yield is taken from Bloomberg Finance L.P. and represents the daily closing yield on the then current 90-day T-Bill. The LOGIC yield is calculated in accordance with regulations governing the registration of open-end management investment companies under the Investment Company Act of 1940 as promulgated from time to time by the federal Securities and Exchange Commission.

Daily Summary for December 2017

Date	Mny Mkt Fund Equiv. [SEC Std.]	Daily Allocation Factor	LOGIC Invested Balance	Market Value Per Share	WAM Days (1)*	WAM Days (2)*
12/1/2017	1.3048%	0.000035748	\$6,064,763,925.82	1.000007	31	79
12/2/2017	1.3048%	0.000035748	\$6,064,763,925.82	1.000007	31	79
12/3/2017	1.3048%	0.000035748	\$6,064,763,925.82	1.000007	31	79
12/4/2017	1.3110%	0.000035919	\$6,021,613,469.52	1.000054	30	78
12/5/2017	1.3214%	0.000036202	\$6,010,906,100.37	1.000041	32	80
12/6/2017	1.3251%	0.000036303	\$6,071,035,660.19	1.000038	33	81
12/7/2017	1.3281%	0.000036386	\$6,070,719,084.48	1.000033	33	84
12/8/2017	1.3261%	0.000036331	\$6,036,588,307.77	0.999978	31	82
12/9/2017	1.3261%	0.000036331	\$6,036,588,307.77	0.999978	31	82
12/10/2017	1.3261%	0.000036331	\$6,036,588,307.77	0.999978	31	82
12/11/2017	1.3379%	0.000036654	\$6,037,727,464.85	1.000008	31	82
12/12/2017	1.3334%	0.000036532	\$6,114,678,495.49	0.999996	30	80
12/13/2017	1.3209%	0.000036189	\$6,464,136,658.52	0.999951	38	75
12/14/2017	1.3863%	0.000037980	\$6,559,942,990.17	0.999928	30	76
12/15/2017	1.3925%	0.000038151	\$6,490,992,352.44	0.999860	29	75
12/16/2017	1.3925%	0.000038151	\$6,490,992,352.44	0.999860	29	75
12/17/2017	1.3925%	0.000038151	\$6,490,992,352.44	0.999860	29	75
12/18/2017	1.4039%	0.000038462	\$6,249,205,281.62	0.999910	29	77
12/19/2017	1.4073%	0.000038557	\$6,189,422,100.19	0.999895	29	77
12/20/2017	1.4095%	0.000038616	\$6,175,294,526.34	0.999883	29	77
12/21/2017	1.4166%	0.000038811	\$6,208,404,774.81	0.999850	29	77
12/22/2017	1.4193%	0.000038884	\$6,234,168,141.65	0.999785	26	73
12/23/2017	1.4193%	0.000038884	\$6,234,168,141.65	0.999785	26	73
12/24/2017	1.4193%	0.000038884	\$6,234,168,141.65	0.999785	26	73
12/25/2017	1.4193%	0.000038884	\$6,234,168,141.65	0.999785	26	73
12/26/2017	1.4206%	0.000038920	\$6,235,171,355.46	0.999876	25	72
12/27/2017	1.4607%	0.000040020	\$6,348,907,073.78	0.999876	28	73
12/28/2017	1.4571%	0.000039921	\$6,402,685,319.97	0.999887	27	72
12/29/2017	1.4474%	0.000039654	\$6,465,455,192.00	0.999820	26	68
12/30/2017	1.4474%	0.000039654	\$6,465,455,192.00	0.999820	26	68
12/31/2017	1.4474%	0.000039654	\$6,465,455,192.00	0.999820	26	68
Average	1.3784%	0.000037763	\$6,234,513,621.18		29	76

This Page
Intentionally
Left Blank

Item 2E

HIDALGO COUNTY REGIONAL MOBILITY AUTHORITY

AGENDA RECOMMENDATION FORM

BOARD OF DIRECTORS	<u> X </u>	AGENDA ITEM	<u> 2E </u>
PLANNING COMMITTEE	<u> </u>	DATE SUBMITTED	<u> 01/09/18 </u>
FINANCE COMMITTEE	<u> </u>	MEETING DATE	<u> 01/23/18 </u>
TECHNICAL COMMITTEE	<u> </u>		

1. Agenda Item: **RESOLUTION 2018-01 – ANNUAL REVIEW OF THE HIDALGO COUNTY REGIONAL MOBILITY AUTHORITY INVESTMENT POLICY**
2. Nature of Request: (Brief Overview) Attachments: X Yes No
Annual review of the HCRMA Investment Policy as required by Public Fund Investment Act. No changes are proposed at this time.
3. Policy Implication: Board Policy, Local Government Code, Texas Government Code, Texas Transportation Code, TxDOT Policy
4. Budgeted: Yes No X N/A
5. Staff Recommendation: **Motion to approve Resolution 2018-01 – Annual Review of the Hidalgo County Regional Mobility Authority Investment Policy as presented.**
6. Program Manager's Recommendation: Approved Disapproved X None
7. Planning Committee's Recommendation: Approved Disapproved X None
8. Board Attorney's Recommendation: Approved Disapproved X None
9. Chief Auditor's Recommendation: Approved Disapproved None
10. Chief Financial Officer's Recommendation: X Approved Disapproved None
11. Chief Development Engineers' Recommendation: Approved Disapproved X None
12. Chief Construction Engineer's Recommendation: Approved Disapproved X None
13. Executive Director's Recommendation: X Approved Disapproved None



Memorandum

To: S. David Deanda, Chairman
From: Pilar Rodriguez, PE, Executive Director
Date: January 9, 2018
Re: **Annual Review of Investment Policy Required by the Public Funds Investment Act and the HCRMA Investment Policy**

Background

The Public Funds Investment Act (PFIA) requires that a public entity perform an annual review of its investment policy and adopt a resolution stating that it has performed the review, noting any changes. The resolution is to be adopted even if there are no changes. The last review was done on January 24, 2017. The last legislative session made no substantial changes to the PFIA and therefore, it is not necessary to reflect statutory changes in the HCRMA Investment Policy.

Goal

The goal of the HCRMA Investment Policy is safety, liquidity and yield – in that order as well and in so doing comply with the PFIA, as it may change from time to time.

Options

The Board may opt to consider any change it deems appropriate.

Recommendation

Based on review by this office, approval of Resolution 2018-01 – Adoption of the Investment Policy, noting that the required annual review has been performed without any changes to the existing one, which was effective on May 16, 2012 and amended on January 22, 2014, is recommended.

If you should have any questions or require additional information, please advise.

HIDALGO COUNTY REGIONAL MOBILITY AUTHORITY
BOARD RESOLUTION NO. 2018-01

RESOLUTION FOR THE ANNUAL REVIEW OF THE HIDALGO COUNTY REGIONAL
MOBILITY AUTHORITY INVESTMENT POLICY

THIS RESOLUTION is adopted this 23rd day of January, 2018 by the Board of Director of the Hidalgo County Regional Mobility Authority.

WHEREAS, the Hidalgo County Regional Mobility Authority (the “Authority”), acting through its Board of Directors (the “Board”); is a regional mobility authority created pursuant to Chapter 370, Texas Transportation Code, as amended (the “Act”); and

WHEREAS, the Authority was created by Order of Hidalgo County (the “County”) dated October 26, 2004; Petition of the County dated April 21, 2005; and a Minute Order of the Texas Transportation Commission (the “Commission”) dated November 17, 2005, pursuant to provisions under the Act the Authority; and

WHEREAS, the Board of Directors of the Authority has been constituted in accordance with the Act; and

WHEREAS, the prudent and legally permissible management and investment of Authority funds is responsibility of the Board of Directors and its designees; and

WHEREAS, the Authority initially adopted the Investment Policy at a regularly scheduled meeting on April 10, 2008 and reviewed and revised the policy on November 23, 2010 and May 16, 2012; and

WHEREAS, on September 18, 2013, the Authority reviewed the Investment Policy as required by the Public Fund Investment Act annually; and

WHEREAS, on October 16, 2013, the Authority amended the Investment Policy to add Flexible Repurchase Agreements and Brokered Certificate of Deposit Programs as part of allowed investments; and

WHEREAS, on January 22, 2014, the Authority has determined it is necessary to exclude mortgage backed securities from the Investment Policy as authorized investments; and

WHEREAS, on January 27, 2015, the Authority reviewed the Investment Policy and determined that no changes to the Investment Policy were necessary; and

WHEREAS, on February 23, 2016, the Authority reviewed the Investment Policy and determined that no changes to the Investment Policy were necessary; and

WHEREAS, on January 24, 2017, the Authority reviewed the Investment Policy and determined that no changes to the Investment Policy were necessary; and

WHEREAS, the Authority has reviewed the Investment Policy as required annually by the Public Fund Investment Act and has determined that no changes to the Investment Policy are necessary;

NOW, THEREFORE, BE IT RESOLVED BY THE BOARD OF DIRECTOR OF THE HIDALGO COUNTY REGIONAL MOBILITY AUTHORITY THAT:

- Section 1. The recital clauses are incorporated in the text of this Resolution as if fully restated.
- Section 2. The Board approves the annual review of the Authority's Investment Policy with no changes, hereto attached as Exhibit A.

PASSED AND APPROVED AS TO BE EFFECTIVE IMMEDIATELY BY THE BOARD OF DIRECTORS OF THE HIDALGO COUNTY REGIONAL MOBILITY AUTHORITY AT A REGULAR MEETING, duly posted and noticed, on the 23rd day of January, 2018, at which meeting a quorum was present.

S. David Deanda, Chairman

Attest:

Ricardo Perez, Secretary/Treasurer

EXHIBIT A

HIDALGO COUNTY REGIONAL MOBILITY AUTHORITY
INVESTMENT POLICY

ADOPTED

MAY 16, 2012

AND

AMENDED

JANUARY 22, 2014

Investment Policy

I. Scope

This policy applies to the investment of short-term operating funds and proceeds from certain bond issues. Longer-term funds, including investments of employees' investment retirement funds, are covered by a separate policy.

1. **Pooling of Funds** Except for cash in certain restricted and special funds, Hidalgo County Regional Mobility Authority (RMA) will consolidate cash balances from all funds to maximize investment earnings. Investment income will be allocated to the various funds based on their respective participation and in accordance with generally accepted accounting principles.

II. General Objectives

The primary objectives, in priority order, of investment activities shall be safety, liquidity, and yield:

1. **Safety** Safety of principal is the foremost objective of the investment program. Investments shall be undertaken in a manner that seeks to ensure the preservation of capital in the overall portfolio. The objective will be to mitigate credit risk and interest rate risk.

a. **Credit Risk** Hidalgo County RMA will minimize credit risk, the risk of loss due to the failure of the security issuer or backer, by:

- Limiting investments to the safest types of securities and the highest credit quality investment counterparts
- Qualifying the financial institutions, broker/dealers, intermediaries, counterparties, investment agreement providers, and investment advisers with which Hidalgo County RMA will do business
- Diversifying the investment portfolio so that potential losses on individual securities will be minimized.

b. **Interest Rate Risk** Hidalgo County RMA will minimize the risk that the market value of securities in the portfolio will fall due to changes in general interest rates, by:

- Structuring the investment portfolio so that securities mature to meet cash requirements for ongoing operations, thereby avoiding the need to sell securities on the open market prior to maturity (matching cash flow requirement with investment cash flow)
- Investing operating funds primarily in shorter-term securities, money market mutual funds, or similar investment pools.

2. **Liquidity** The investment portfolio shall remain sufficiently liquid to meet all operating requirements that may be reasonably anticipated. This is accomplished by structuring the portfolio so that securities mature concurrent with cash needs to meet anticipated demands (static liquidity). Furthermore, since all possible cash demands cannot be anticipated, the portfolio should consist largely of securities with active secondary or resale markets (dynamic liquidity). A portion of the portfolio also may be placed in money market mutual funds or local government investment pools which offer same-day liquidity for short-term funds. Investment agreements that provide cash flow flexibility may also be used.
3. **Yield** The investment portfolio shall be designed with the objective of attaining a market rate of return throughout budgetary and economic cycles, taking into account the investment risk constraints and liquidity needs. Return on investment is of subordinated importance compared to the safety and liquidity objectives described above. The core of investments are limited to relatively low risk securities in anticipation of earning a fair return relative to the risk being assumed. Securities shall not be sold prior to maturity with the following exceptions:
 - A security with declining credit may be sold early to minimize loss of principal.
 - A security swap would improve the quality, yield, or target duration in the portfolio.
 - Liquidity needs of the portfolio require that the security be sold.

III. Standards of Care

1. **Prudence** The standard of prudence to be used by investment officials shall be the "prudent person" standard and shall be applied in the context of managing an overall portfolio. Investment officers acting in accordance with written procedures and this investment policy and exercising due diligence shall be relieved of personal responsibility for an individual security's credit risk or market price changes, provided deviations from expectations are reported in a timely fashion and the liquidity and the sale of securities are carried out in accordance with the terms of this policy.

Investments shall be made with judgment and care, under circumstances then prevailing, which persons of prudence, discretion and intelligence exercise in the management of their own affairs, not for speculation, but for investment, considering the probable safety of their capital as well as the probable income to be derived.

2. **Ethics and Conflicts of Interest** Officers and employees involved in the investment process shall refrain from personal business activity that could conflict with the proper execution and management of the investment program, or that could impair their ability to make impartial decisions. Employees and investment officials shall disclose any material interests in financial institutions with which they conduct business. They shall further disclose any personal financial/investment positions that could be related to the performance of the investment portfolio. Employees and officers shall refrain from undertaking personal investment transactions with the same individual with whom business is conducted on behalf of Hidalgo County RMA.
3. **Delegation of Authority** Authority to manage the investment program is granted to a designated official as appointed by the Board, hereinafter referred to as "investment officer", and derived from the following: Texas Public Fund Investment Act. Responsibility for the operation of the investment program is hereby delegated to the investment officer, who shall

act in accordance with established written procedures and internal controls for the operation of the investment program consistent with this investment policy. Procedures should include references to: safekeeping, delivery vs. payment, investment accounting, repurchase agreements, wire transfer agreements, and collateral/depository investment agreements. No person may engage in an investment transaction except as provided under the terms of this policy and the procedures established by the investment officer. The investment officer shall be responsible for all transactions undertaken and shall establish a system of controls to regulate the activities of subordinate officials.

IV. Financial Dealers and Institutions

1. **Authorized Financial Dealers and Institutions** A list will be maintained of financial institutions authorized to provide investment services. In addition, a list also will be maintained of approved security broker/dealers selected by creditworthiness (e.g., a minimum capital requirement of \$10,000,000 and at least five years of operation). These may include, but are not limited to, "primary" dealers or regional dealers that qualify under Securities and Exchange Commission (SEC) Rule 15C3-1 (uniform net capital rule).

All financial institutions and broker/dealers who desire to become qualified for investment transactions must supply the following as appropriate:

- Audited financial statements
- Proof of National Association of Securities Dealers (NASD) certification, as appropriate
- Proof of state registration, as appropriate
- Completed broker/dealer questionnaire, as appropriate
- Certification of having read and understood the Hidalgo County RMA investment policy.

An annual review of the financial condition and registration of qualified financial institutions and broker/dealers will be conducted by the investment officer.

From time to time, the investment officer may choose to invest in instruments offered by minority and community financial institutions. In such situations, a waiver to the criteria under Paragraph 1 may be granted. All terms and relationships will be fully disclosed prior to purchase and will be reported to the appropriate entity on a consistent basis and should be consistent with state or local law. These types of investment purchases should be approved by the appropriate legislative or governing body in advance.

2. **Internal Controls** The investment officer is responsible for establishing and maintaining an internal control structure designed to ensure that the assets of Hidalgo County RMA are protected from loss, theft or misuse. The internal control structure shall be designed to provide reasonable assurance that these objectives are met. The concept of reasonable assurance recognizes that (1) the cost of a control should not exceed the benefits likely to be derived and (2) the valuation of costs and benefits requires estimates and judgments by management.

Accordingly, the investment officer shall establish a process for an annual independent review by an external auditor to assure compliance with policies and procedures. The internal controls shall address the following points:

- Control of collusion
- Separation of transaction authority from accounting and recordkeeping
- Custodial safekeeping
- Avoidance of physical delivery securities
- Clear delegation of authority to subordinate staff members
- Written confirmation of transactions for investments and wire transfers
- Development of a wire transfer agreement with the lead bank and third-party custodian

3. **Delivery vs. Payment** All trades where applicable will be executed by delivery vs. payment (DVP) to ensure that securities are deposited in an eligible financial institution prior to the release of funds. Securities will be held by a third-party custodian as evidenced by safekeeping receipts.

V. Suitable and Authorized Investments

In accordance with authorizing Federal and State laws, the Trust Agreements, the Authority's depository contract, and appropriate approved collateral provisions, and in furtherance of the Investment Strategy Statement attached hereto, the Authority may utilize the following investments for the investment of the Authority's funds:

Obligations of or Guaranteed by Governmental Entities

- a) Obligations of the United States or its agencies and instrumentalities, excluding mortgage-backed securities.
- b) Direct obligations of the State of Texas or its agencies and Instrumentalities.
- c) Other obligations, the principal and interest of which are unconditionally guaranteed or insured by, or backed by the full faith and credit of, the State of Texas or the United States or their respective agencies and instrumentalities.
- d) Obligations of states, agencies, counties, cities, and other political subdivisions of any state rated as to investment quality by a nationally recognized investment rating firm not less than A or its equivalent.
- e) Certificates of Deposit and Share Certificates

A certificate of deposit, or share certificate meeting the requirements of the Act that are issued by or through a depository institution that either has its main office, or a branch in the State of Texas that is (1) guaranteed or insured by the Federal Deposit Insurance Corporation, or its successor or the National Credit Union Share Insurance Fund or its successor; (2) secured by obligations described in clauses (a)-(d) above, excluding mortgage-backed securities directly issued by a federal agency or instrumentality that have a market value of not less than the principal amount of

the certificates and those mortgage-backed securities listed in Section 16.0; or (3) secured in any other manner and amount provided by law for deposits of the Authority.

In addition to Hidalgo County RMA to invest funds in certificates of deposit above, an investment in certificates of deposit made in accordance with the following conditions is an authorized investment under this policy:

1. The funds are invested by Hidalgo County RMA through: (1) a broker that has its main office or a branch office in the State of Texas and is selected from a list adopted by Hidalgo County RMA as required by Section IV(1) of this Investment Policy; or (2) a depository institution that has its main office or a branch office in the State of Texas and that is selected by the investing entity.
2. The broker or the depository institution selected by the investing entity under subparagraph (i) above arranges for the deposit of the funds in certificates of deposit in one or more federally insured depository institutions, wherever located, for the account of Hidalgo County RMA.
3. the full amount of the principal and accrued interest of each of the certificates of deposit is insured by the United States or an instrumentality of the United States; and
4. Hidalgo County RMA appoints the depository institution selected by Hidalgo County RMA under subparagraph (i) above, an entity described by Section 2257.041(d) of the Act, or a clearing broker-dealer registered with the Securities and Exchange Commission and operating pursuant to Securities and Exchange Commission Rule 15c3-3 (17 C.F.R. Section 240.15c3-3) as custodian for the investing entity with respect to the certificates of deposit issued for the account of the investing entity.

f) Repurchase Agreements

A fully collateralized repurchase agreement that (1) has a defined termination date; (2) is secured by obligations described in clause (a) above; (3) requires the securities being purchased by the Authority to be pledged to the Authority, held in the Authority's name, and deposited at the time the investment is made with the Authority or with a third party selected and approved by the Authority; and (4) is placed through a primary government securities dealer, as defined by the Federal Reserve, or a financial institution doing business in the State of Texas. "Repurchase agreement" means a simultaneous agreement to buy, hold for a specified time, and sell back at a future date obligations described in clause (a) above, at a market value at the time the funds are disbursed of not less than the principal amount of the funds disbursed. The term includes a direct security repurchase agreement and reverse security repurchase agreement.

Notwithstanding any other law, the term of any reverse security repurchase agreement may not exceed 180 days after the date the reverse security repurchase agreement is delivered. Money received by the Authority under the terms of a reverse security repurchase agreement shall be used to acquire additional authorized investments, but the term of authorized investments acquired must mature not later than the expiration date stated in the reverse security repurchase agreement. The Authority requires the execution of a Master Repurchase Agreement in substantially the form as may be prescribed by The Bond Market Association.

g) Banker's Acceptance

A Bankers' acceptance that (1) has a stated maturity of 270 days or fewer from the date of its issuance; (2) will be, in accordance with its terms, liquidated in full at maturity; (3) is eligible for collateral for borrowing from a Federal Reserve Bank; and (4) is accepted by a bank organized and existing under the laws of the United States or any state, if the short-term obligations of the bank,

or of a bank holding company of which the bank is the largest subsidiary, are rated not less than A-1 or P-1 or an equivalent rating of at least one nationally recognized credit rating agency. Such transactions shall not exceed 5% of the total Authority's Investment Portfolio, and all such endorsing banks shall come only from a list of entities that are constantly monitored as to financial solvency.

h) Commercial Paper

Commercial Paper that (1) has a stated maturity of 270 days or fewer from the date of its issuance; and (2) is rated not less than A-1 or P-1 or an equivalent rating by at least (A) two nationally recognized credit rating agencies or (B) one nationally recognized credit rating agency and is fully secured by an irrevocable letter of credit issued by a bank organized and existing under the laws of the United States or any State. Such transactions shall not exceed 25% of the total Authority's Investment Portfolio with no more than 5% in any one issuer or its subsidiaries.

i) Mutual Funds

A no-load money market mutual fund that (1) is registered with and regulated by the Securities and Exchange Commission; (2) provides the Authority with a prospectus and other information required by the Securities Exchange Act of 1934 or the Investment Company Act of 1940; (3) has a dollar-weighted average stated maturity of 90 days or fewer; and (4) includes in its investment objectives the maintenance of a stable net asset value of \$1 for each share.

A no-load mutual fund that (1) is registered with the Securities and Exchange Commission; (2) has an average weighted maturity of less than two years; (3) is invested exclusively in obligations described in this Section 14.0; (4) is continuously rated as to investment quality by at least one nationally recognized investment rating firm of not less than AAA or its equivalent; and (5) conforms to the requirements set forth in Sections 2256.016(b) and (c) of the Act, relating to the eligibility of investment pools to receive and invest funds of investing entities.

The Authority is not authorized to (1) invest in the aggregate more than 15% of its monthly average fund balance, excluding bond proceeds and reserves and other funds held for debt service, in mutual funds described in the immediately preceding paragraph; (2) invest any portion of bond proceeds, reserves and funds held for debt service, in mutual funds described in the immediately preceding paragraph; or (3) invest its funds or funds under its control, including bond proceeds and reserves and other funds held for debt service, in any one mutual fund described in either paragraph above in an amount that exceeds 10% of the total assets of the mutual fund. In addition, the total assets invested in any single mutual fund may not exceed 5% of the Authority's average fund balance, excluding bond proceeds and reserves and other funds held for debt service.

With regard to Money Market Mutual Funds, the Authority is not authorized to invest its funds in any one money market mutual fund in an amount that exceeds 5% of the total assets of the money market mutual fund.

j) Investment Pools

The Authority may invest its funds and funds under its control through an eligible investment pool if the Board of Directors by official action authorizes investment in the particular pool. An investment pool shall invest the funds it receives from entities in authorized investments permitted by the Act. The Authority may invest its funds through an eligible investment pool if the pool provides to the Investment Officer an offering circular or other similar disclosure document that contains, at a minimum, the following information:

- 1) The types of investments in which money is allowed to be invested.

- 2) The maximum average dollar-weighted maturity allowed, based on the stated maturity date, of the pool.
- 3) The maximum stated maturity date any investment security within the portfolio has.
- 4) The objectives of the pool.
- 5) The size of the pool.
- 6) The names of the members of the advisory board of the pool and the dates their terms expire.
- 7) The custodian bank that will safe keep the pool's assets.
- 8) Whether the intent of the pool is to maintain a net asset value of \$1 and the risk of market price fluctuation.
- 9) Whether the only source of payment is the assets of the pool at market value or whether there is a secondary source of payment, such as insurance or guarantees, and a description of the secondary source of payment.
- 10) The name and address of the independent auditor of the pool.
- 11) The requirements to be satisfied for an entity to deposit funds in and withdraw funds from the pool and any deadlines or other operating policies required for the entity to invest funds in and withdraw funds from the pool.
- 12) The performance history of the pool, including yield, average dollar-weighted maturities, and expense ratios.

To maintain eligibility to receive funds from and invest funds on behalf of the Authority, an investment pool must be continuously rated no lower than AAA, AAA-m, and AAA-f or at an equivalent rating of at least one nationally recognized rating service and must furnish to the Investment Officer: (i) Investment transaction confirmations and (ii) A monthly report that contains, at a minimum, the following information:

- 1) The types and percentage breakdown of securities in which the pool has invested.
- 2) The current average dollar-weighted maturity, based on the stated maturity date of the pool.
- 3) The current percentage of the pool's portfolio in investments that have stated maturities of more than one year.
- 4) The book value versus the market value of the pool's portfolio, using amortized cost valuation.
- 5) The size of the pool.
- 6) The number of participants in the pool.
- 7) The custodian bank that is safekeeping the assets of the pool.
- 8) A listing of daily transaction activity of the Authority in the pool.
- 9) The yield and expense ratio of the pool.
- 10) The portfolio managers of the pool.
- 11) Any changes or addenda to the offering circular.

The Authority by contract may delegate to an investment pool the Authority to hold legal title as custodian of investments purchased with its local funds.

For purposes of investment in an investment pool, "yield" shall be calculated in accordance with regulations governing the registration of open-end management investment companies under the Investment Company Act of 1940, as promulgated from time to time by the federal Securities and Exchange Commission.

To be eligible to receive funds from and invest funds on behalf of the Authority, a public funds investment pool created to function as a money market mutual fund must mark its portfolio to market daily, and, to the extent reasonably possible, stabilize at a \$1 net asset value. If the ratio of the market value of the portfolio divided by the book value of the portfolio is less than 0.995 or greater than 1.005, portfolio holdings shall be sold as necessary to maintain the ratio between 0.995 and 1.005.

To be eligible to receive funds from and invest funds on behalf of the Authority, a public funds investment pool must have an advisory board composed:

- 1) Equally of participants in the pool and other persons who do not have a business relationship with the pool and are qualified to advise the pool, for a public funds investment pool created under Chapter 791, Texas Government Code, and managed by a state agency; or
- 2) Of participants in the pool and other persons who do not have a business relationship with the pool and are qualified to advise the pool, for other investment pools.

k) Guaranteed Investment Contracts

A Guaranteed Investment Contract is an authorized investment for bond proceeds if the guaranteed investment contract:

- 1) Has a defined termination date;
- 2) Is secured by obligations described by clause (a) above, but excluding those obligations described by Section 16.0 herein in an amount at least equal to the amount of bond proceeds invested under the contract;
- 3) Is pledged to the Authority and deposited with the Authority or with a third party selected and approved by the Authority; and
- 4) Meets the following requirements:
 - a) The Board of Directors of the Authority must specifically authorize guaranteed investment contracts as an eligible investment in the order, ordinance, or resolution authorizing the issuance of bonds;
 - b) The Authority must receive bids from at least three separate providers with no material financial interest in the bonds from which proceeds were received;

- c) The Authority must purchase the highest yielding guaranteed investment contract for which a qualifying bid is received;
- d) The price of the guaranteed investment contract must take into account the reasonably expected drawdown schedule for the bond proceeds to be reinvested; and

The provider must certify the administrative costs reasonably expected to be paid to third parties in connection with the guaranteed investment contract.

The following are not authorized investments under this Section V:

1. Obligations whose payment represents the coupon payments on the outstanding principal balance of the underlying mortgage-backed security collateral and pays no principal;
2. Obligations whose payment represents the principal stream of cash flow from the underlying mortgage-backed security collateral and bears no interest;
3. Collateralized mortgage obligations that have a stated final maturity date of greater than 10 years; and.
4. Collateralized mortgage obligations the interest rate of which is determined by an index that adjusts opposite to the changes in a market index.

VI. Investment Parameters

1. **Diversification** The investments shall be diversified by:

- limiting investments to avoid over concentration in securities from a specific issuer or business sector (excluding U.S. Treasury securities),
- limiting investment in securities that have higher credit risks,
- investing in securities with varying maturities, and
- continuously investing a portion of the portfolio in readily available funds such as local government investment pools (LGIPs), money market funds or repurchase agreements to ensure that appropriate liquidity is maintained in order to meet ongoing obligations.

2. **Maximum Maturities** To the extent possible, Hidalgo County RMA shall attempt to match its investments with anticipated cash flow requirements. Unless matched to a specific cash flow, the Hidalgo County RMA will not directly invest in securities maturing more than five (5) years from the date of purchase or in accordance with state and local statutes and ordinances. Hidalgo County RMA shall adopt weighted average maturity limitations (which often range from 90 days to 3 years), consistent with the investment objectives.

Reserve funds and other funds with longer-term investment horizons may be invested in securities exceeding five (5) years if the maturity of such investments are made to coincide as nearly as practicable with the expected use of funds. The intent to invest in securities with longer maturities shall be disclosed in writing to the legislative body.

Because of inherent difficulties in accurately forecasting cash flow requirements, a portion of the portfolio should be continuously invested in readily available funds such as LGIPs, money market funds, or overnight repurchase agreements to ensure that appropriate liquidity is maintained to meet ongoing obligations.

VII. Reporting

1. **Methods** The investment officer shall prepare an investment report at least quarterly, including a management summary that provides an analysis of the status of the current investment portfolio and transactions made over the last quarter. This management summary will be prepared in a manner which will allow Hidalgo County RMA to ascertain whether investment activities during the reporting period have conformed to the investment policy. The report should be provided to the investment officer, the legislative body, and any pool participants. The report will include the following:
 - Listing of individual securities held at the end of the reporting period.
 - Realized and unrealized gains or losses resulting from appreciation or depreciation by listing the cost and market value of securities over one-year duration that are not intended to be held until maturity (in accordance with Governmental Accounting Standards Board (GASB) requirements).
 - Average weighted yield to maturity of portfolio on investments as compared to applicable benchmarks.
 - Listing of investment by maturity date.
 - Percentage of the total portfolio which each type of investment represents.
2. **Performance Standards** The investment portfolio will be managed in accordance with the parameters specified within this policy. The portfolio should obtain a market average rate of return during a market/economic environment of stable interest rates.
3. **Marking to Market** The market value of the portfolio shall be calculated at least quarterly and a statement of the market value of the portfolio shall be issued at least quarterly. In defining market value, considerations should be given to the GASB Statement 31 pronouncement.

VIII. Policy Considerations

1. **Exemption** Any investment currently held that does not meet the guidelines of this policy shall be exempted from the requirements of this policy. At maturity or liquidation, such monies shall be reinvested only as provided by this policy
2. **Amendments** This policy shall be reviewed on an annual basis. Any changes must be approved by the investment officer and any other appropriate authority, as well as the individual(s) charged with maintaining internal controls.

IX. List of Attachments

The following documents, as applicable, are (or may be in the future) attached to this policy:

- Listing of authorized personnel,
- Repurchase agreements and tri-party agreements,
- Listing of authorized broker/dealers and financial institutions,
- Credit studies for securities purchased and financial institutions used,
- Safekeeping agreements,
- Wire transfer agreements,
- Sample investment reports, and
- Methodology for calculating rate of return.

This Page
Intentionally
Left Blank

Item 2F

HIDALGO COUNTY REGIONAL MOBILITY AUTHORITY

AGENDA RECOMMENDATION FORM

BOARD OF DIRECTORS	<u> X </u>	AGENDA ITEM	<u> 2F </u>
PLANNING COMMITTEE	<u> </u>	DATE SUBMITTED	<u> 01/15/18 </u>
FINANCE COMMITTEE	<u> </u>	MEETING DATE	<u> 01/23/18 </u>
TECHNICAL COMMITTEE	<u> </u>		

1. Agenda Item: **RESOLUTION 2018-03 – APPROVAL OF SUPPLEMENTAL NUMBER 2 TO WORK AUTHORIZATION NUMBER 2 THE PROFESSIONAL SERVICE AGREEMENT WITH C&M ASSOCIATES TO PROVIDE A TRAFFIC & REVENUE ANALYSIS OF SCENARIO “G” FOR THE 365 TOLLWAY PROJECT.**

2. Nature of Request: (Brief Overview) Attachments: X Yes No

Consideration and Approval of entering into a work authorization for traffic engineering services required for the 365 TOLL Project.

3. Policy Implication: Board Policy, Local Government Code, Texas Government Code, Texas Transportation Code, TxDOT Policy

4. Budgeted: Yes No X N/A

5. Staff Recommendation: **Motion to approve Resolution 2018-03 – Approval of Supplemental Number 2 to Work Authorization Number 2 the Professional Service Agreement with C&M Associates to provide a Traffic & Revenue analysis of Scenario “G” for the 365 Tollway Project as presented.**

6. Program Manager’s Recommendation: Approved Disapproved X None

7. Planning Committee’s Recommendation: Approved Disapproved X None

8. Board Attorney’s Recommendation: Approved Disapproved X None

9. Chief Auditor’s Recommendation: Approved Disapproved X None

10. Chief Financial Officer’s Recommendation: Approved Disapproved X None

11. Chief Development Engineer’s Recommendation: X Approved Disapproved X None

12. Chief Construction Engineer’s Recommendation: Approved Disapproved X None

13. Executive Director’s Recommendation: X Approved Disapproved None

HIDALGO COUNTY REGIONAL MOBILITY AUTHORITY

BOARD RESOLUTION No. 2018-03

**APPROVAL OF SUPPLEMENTAL NUMBER 2 TO WORK AUTHORIZATION
NUMBER 2 THE PROFESSIONAL SERVICE AGREEMENT WITH C&M
ASSOCIATES TO PROVIDE A TRAFFIC & REVENUE ANALYSIS OF
SCENARIO "G" FOR THE 365 TOLLWAY PROJECT**

THIS RESOLUTION is adopted this 23rd day of January 2018 by the Board of Directors of the Hidalgo County Regional Mobility Authority at a regular meeting.

WHEREAS, the Hidalgo County Regional Mobility Authority (the "Authority"), acting through its Board of Directors (the "Board"), is a regional mobility authority created pursuant to Chapter 370, Texas Transportation Code, as amended (the "Act");

WHEREAS, the Authority is authorized by the Act to address mobility issues in and around Hidalgo County;

WHEREAS, the Authority approved Resolution 2017-59 – Approval of Work Authorization Number 1 to the Professional Services Agreement with C&M Associates, Inc. to provide updated ESALS for the Environmental Clearance Document for the International Bridge Trade Corridor Project. in the amount of \$18,173.08;

WHEREAS, the Authority approved Resolution 2017-88 – Approval of Work Authorization Number 2 with C&M Associates to provide a scenario planning for the 365 Tollway Project in the amount of \$10,096.16;

WHEREAS, the Authority approved Resolution 2017-96 – Approval of Supplemental Number 1 to Work Authorization Number 2 with C&M Associates to provide a scenario planning for the 365 Tollway Project in the amount of \$18,375.00;

WHEREAS, the Authority finds it necessary to approve Resolution 2018-03 – Approval of Supplemental Number 2 to Work Authorization Number 2 the Professional Service Agreement with C&M Associates to provide a Traffic & Revenue analysis of Scenario "G" for the 365 Tollway Project in the amount of \$18,375.00;

NOW THEREFORE, BE IT RESOLVED, BY THE BOARD OF
DIRECTORS OF THE HIDALGO COUNTY REGIONAL MOBILITY
AUTHORITY THAT:

- Section 1. The recital clauses are incorporated in the text of this Resolution as if fully restated.
- Section 2. The Board hereby approves Supplemental Number 2 to Work Authorization Number 2 to the Professional Services Agreement with C&M Associates, Inc. for Traffic Engineering Services for the 365 Tollway Project in the amount of \$18,375.00 hereto attached as Exhibit A.

Section 3. The Board authorizes the Executive Director to execute Supplemental Number 2 to Work Authorization Number 2 to the Professional Services Agreement for Traffic Engineering Services for the 365 TOLL Projects as approved.

PASSED AND APPROVED AS TO BE EFFECTIVE IMMEDIATELY BY THE BOARD OF DIRECTORS OF THE HIDALGO COUNTY REGIONAL MOBILITY AUTHORITY AT A REGULAR MEETING, duly posted and noticed, on the 23rd day of January 2018, at which meeting a quorum was present.

S. David Deanda, Jr., Chairman

Rick Perez, Secretary/Treasurer

Exhibit A

Supplemental
Number 2 to
Work
Authorization
Number 2 to
the
Professional Service Agreement
with
C&M
Associates, Inc.
for
Traffic
Engineering
Services for the
365 TOLL
Project



- ☐ CMT Services
- ☐ Environmental
- ☒ Engineering **C&M Associates, Inc**
- ☐ Geo-Technical
- ☐ Surveying

WORK AUTHORIZATION SUMMARY

RESOLUTION 2018-03

Work Authorization # 2 Supplemental # 2

Amount \$ 18,375.00

Approved Amendments:

Resolution No.	Description	Amount
2017-59	WA No. 1	\$ 18,173.08
2017-88	WA No. 2	\$ 10,096.16
2017-96	SA No. 1 to WA No. 2	\$ 18,375.00
	WA No.	
	WA No.	
Subtotal from Cont. Page		<u>\$ 0.00</u>
Total Approved WA		\$ 46,644.24
Proposed Work Authorization and/or Supplemental		
2018-03	SA No. 2 to WA No. 2	\$ 18,375.00

Goal and Options:

To provide a scenario planning for the 365 Tollway Project.

Staff is recommending approval of this request in the amount of \$ 18,375.00
Proposed total approved WA and/or Supplementals \$ 65,019.24

E. Davila, Develop Eng
Requested By:

Resolution No.	Description	Amount
WA No.		
WA No		
WA No.		
WA No.		
WA No.		
WA No.		
WA No.		
WA No.		
WA No.		

Subtotal \$ 0.00

◆Contract◆

Hidalgo County
Regional Mobility Authority
(HCRMA)(Authority)

TRAFFIC AND REVENUE SERVICES
0010 IBTC and 0030 365 TOLL
(Scenario G)

Supplemental No. 2 to
Work Authorization No. 2

January 23, 2018

C&M ASSOCIATES, INC.

ATTACHMENT D-2

**SUPPLEMENTAL WORK AUTHORIZATION NO. 2
TO WORK AUTHORIZATION NO. 2
AGREEMENT FOR ENGINEERING SERVICES**

THIS SUPPLEMENTAL WORK AUTHORIZATION is made pursuant to the terms and conditions of “Article V of that certain Professional Services Agreement for Engineering Design Services” hereinafter identified as the “Agreement,” entered into by and between the Hidalgo County Regional Mobility Authority (Authority), and C&M Associates, Inc. (the Engineer).

The following terms and conditions of Work Authorization No. 2 are hereby amended as follows:

Part II. Compensation

The maximum amount payable under this Work Authorization is amended from \$28,471.16 to \$46,846.16 based upon fees set forth in the Amended Services to be Provided by the Engineer and Amended Fee Schedule / Budget attached hereto.

This Supplemental Agreement No. 2 to the Main Contract shall become effective on the date of final execution of the parties hereto. All other terms and conditions of Work Authorization No. 2 not hereby amended are to remain in full force and effect.

IN WITNESS WHEREOF, this Supplemental Work Authorization is executed in duplicate counterparts and hereby accepted and acknowledged below.

THE ENGINEER

(Signature)

(Printed Name)

(Title)

(Date)

THE AUTHORITY

(Signature)

(Printed Name)

(Title)

(Date)

LIST OF EXHIBITS

Exhibit B	Amended Services to be provided by the Engineer
Exhibit D	Amended Fee Schedule/Budget

EXHIBIT B
SERVICES TO BE PROVIDED BY THE ENGINEER

Project Understanding

As a continuation of the scenario analysis for 365 TOLL, C&M will develop traffic projections for different alternatives to study the effects of modifying the configuration of the facility and its effect on forecasted traffic and revenue.

Scope of Work (for Scenario G)

Task 1: Sketch-Level Scenario Analysis

This task will commence immediately upon receipt of the Notice to Proceed (NTP). C&M will run some sensitivity analysis on different proposed designs, based on previous scenarios to monitor the effect of different modifications of road configuration versus traffic and revenue.

Task 2: Traffic and Revenue Projections for the Selected Scenario

C&M will incorporate the selected scenario in the future model networks of the model years 2020, 2025, 2030, and 2040. After adjusting the input model in terms of network links, C&M will produce the opening year and future year model results and compare them to the original base case scenario.

C&M will execute and analyze the traffic assignment model runs from the *365 TOLL Investment Grade Traffic and Revenue Update Study* for all future model years. C&M will estimate the impact of the selected scenario on the daily traffic and revenue figures for model years 2020, 2025, 2030, and 2040.

C&M will use the daily traffic volume and revenue results from Task 1 to develop annual 40-year traffic and toll revenue forecasts by vehicle class and type. Projections for years between and beyond the modeled years will be developed through interpolation and extrapolation of the model results, respectively.

Task 3: ESAL Projections for Rigid and Flexible Pavements

Based on the projected volumes, and using FHWA factors and the distribution of truck axle factors from the only permanent count station in the area, C&M will calculate ESALs to be used for the project's flexible and rigid pavement designs.

C&M will present the final results in a brief technical memorandum, which will include all projected volumes and corresponding ESAL figures in tabular and stick diagram formats. The underlying assumptions will be provided in this technical memorandum as well.

Schedule and Fees

This scenario analysis is estimated to be completed in approximately three (3) weeks upon receiving the notice to proceed (NTP). The total budget is estimated to be \$18,375.00, as detailed in the amended fee schedule.

AMENDED EXHIBIT 'D'

Professional Engineering Services for the HCRMA Roadway System

Amended Fee Schedule/Budget for
Hidalgo County Regional Mobility Authority (HCRMA)
Traffic and Revenue Consultant

Consultant: C&M ASSOCIATES, INC.

Schedule Duration: 3 Weeks after NTP

Supplemental No. 2 to Work Authorization No. 2

365 Toll Scenario G Analysis

PROGRAM MANAGEMENT SERVICES DESCRIPTION	Chief Engineer/ Principal	Project Manager	Senior Engineer	Project Engineer	Junior Engineer	Total Labor Hrs.	Task Cost
Task 1. Sketch-Level Scenario Analysis		4		16	16	36	\$ 4,615.38
Task 2. Traffic and Revenue Projections for the Selected Scenario		8		24	12	44	\$ 6,317.31
Task 3. ESAL Projections for Rigid and Flexible Pavements		8		24	24	56	\$ 7,442.31
Subtotal	0	20	0	64	52	80	\$ 18,375.00
HOURS TOTAL	0	20	0	64	52	80	
LABOR RATE PER HOUR	\$274.04	\$259.62	\$180.29	\$129.81	\$93.75		
TOTAL DIRECT LABOR COSTS	\$ -	\$ 5,192.31	\$ -	\$ 8,307.69	\$ 4,875.00	\$ 18,375.00	
% LABOR UTILIZATION FOR TOTAL PROJECT (BASED ON FEE)	0.00%	28.26%	0.00%	45.21%	26.53%	100.00%	
% LABOR UTILIZATION FOR TOTAL PROJECT (BASED ON HOURS)	0.00%	25.00%	0.00%	80.00%	65.00%	100.00%	
TOTAL DIRECT LABOR COST							\$ 18,375.00
GRAND TOTAL							\$ 18,375.00

ATTACHMENT H-2
Subprovider Monitoring System Commitment Agreement

This commitment agreement is subject to the award and receipt of a signed contract from the Hidalgo County Regional Mobility Authority (Authority). ***NOTE: Attachment H-2 is required to be attached to each contract that does not include work authorizations. Attachment H-2 is required to be attached with each work authorization. Attachment H-2 is also required to be attached to each supplemental work authorization. If DBE/HUB Subproviders are used, the form must be completed and signed. If no DBE/HUB Subproviders are used, indicate with "N/A" on this line: _____ and attach with the work authorization or supplemental work authorization.***

Contract #: 02-TR32-17-02 Assigned Goal: 12.2% Prime Provider C&M Associates, Inc.
 Work Authorization (WA)#: 2 WA Amount: \$10,096.16 Date: _____
 Supplemental Work Authorization (SWA) #: 2 to WA #: 2 SWA Amount: \$18,375.00
Revised WA Amount: \$46,846.16

Description of Work (List by category of work or task description. Attach additional pages, if necessary.)	Dollar Amount (For each category of work or task description shown.)
Traffic Projections for 365 TOLL Optimization	\$46,846.16
	\$0
Total Commitment Amount (Including all additional pages.)	\$0

IMPORTANT: The signatures of the prime and the DBE/HUB and Second Tier Subprovider, if any (both DBE and Non-DBE) and the total commitment amount must always be on the same page.

Provider Name: C&M Associates, Inc. Address: 15770 Dallas Parkway, VID Number: 20-1113510 PH: 214-245-5300 & FAX: Email: sbohluli@candm-associates.com	Name: <u>Shahram "Sam" Bohluli</u> (Please Print) Title: <u>Vice-President</u> <div style="display: flex; justify-content: space-between;"> <div>Signature</div> <div>Date</div> </div>
<u>DBE/HUB Sub Provider</u> Subprovider Name: VID Number: Address: PH: Email:	Name: _____ (Please Print) Title: _____ <div style="display: flex; justify-content: space-between;"> <div>Signature</div> <div>Date</div> </div>
<u>Second Tier Sub Provider</u> Subprovider Name: VID Number: Address: Phone #& Fax #: Email:	Name: _____ (Please Print) Title: _____ <div style="display: flex; justify-content: space-between;"> <div>Signature</div> <div>Date</div> </div>

VID Number is the Vendor Identification Number issued by the Comptroller. If a firm does not have a VID Number, please enter the owner's Social Security or their Federal Employee Identification Number (if incorporated).

Item 2G

HIDALGO COUNTY REGIONAL MOBILITY AUTHORITY

AGENDA RECOMMENDATION FORM

BOARD OF DIRECTORS	<u> X </u>	AGENDA ITEM	<u> 2G </u>
PLANNING COMMITTEE	<u> </u>	DATE SUBMITTED	<u> 01/15/18 </u>
FINANCE COMMITTEE	<u> </u>	MEETING DATE	<u> 01/23/18 </u>
TECHNICAL COMMITTEE	<u> </u>		

1. Agenda Item: **RESOLUTION 2018-04 – APPROVAL OF CONTRACT AMENDMENT NUMBER 3 WITH C&M ASSOCIATES TO INCREASE THE MAXIMUM PAYABLE AMOUNT FOR WORK AUTHORIZATION NUMBER 2.**
2. Nature of Request: (Brief Overview) Attachments: X Yes No
Consideration and Approval of entering into a contract amendment for traffic engineering services required for the 365 TOLL Project.
3. Policy Implication: Board Policy, Local Government Code, Texas Government Code, Texas Transportation Code, TxDOT Policy
4. Budgeted: Yes No X N/A
5. Staff Recommendation: **Motion to approve Resolution 2018-04 – Approval of Contract Amendment Number 3 with C&M Associates to increase the maximum payable amount for Work Authorization Number 2 as presented.**
6. Program Manager's Recommendation: Approved Disapproved X None
7. Planning Committee's Recommendation: Approved Disapproved X None
8. Board Attorney's Recommendation: Approved Disapproved X None
9. Chief Auditor's Recommendation: Approved Disapproved X None
10. Chief Financial Officer's Recommendation: Approved Disapproved X None
11. Chief Development Engineer's Recommendation: X Approved Disapproved X None
12. Chief Construction Engineer's Recommendation: Approved Disapproved X None
13. Executive Director's Recommendation: X Approved Disapproved None

HIDALGO COUNTY REGIONAL MOBILITY AUTHORITY

BOARD RESOLUTION No. 2018-04

APPROVAL OF CONTRACT AMENDMENT NUMBER 3 WITH C&M ASSOCIATES TO INCREASE THE MAXIMUM PAYABLE AMOUNT FOR WORK AUTHORIZATION NUMBER 2

THIS RESOLUTION is adopted this 23rd day of January 2018 by the Board of Directors of the Hidalgo County Regional Mobility Authority at a regular meeting.

WHEREAS, the Hidalgo County Regional Mobility Authority (the "Authority"), acting through its Board of Directors (the "Board"), is a regional mobility authority created pursuant to Chapter 370, Texas Transportation Code, as amended (the "Act");

WHEREAS, the Authority is authorized by the Act to address mobility issues in and around Hidalgo County;

WHEREAS, the Authority approved Resolution 2017-58 Approval of a Contract to the Professional Services Agreement with C&M Associates, Inc. to provide updated ESALS for the Environmental Clearance Document for the International Bridge Trade Corridor Project. in the amount of \$18,173.08;

WHEREAS, the Authority approved Resolution 2017-59 Approval of Work Authorization Number 1 to the Professional Services Agreement with C&M Associates, Inc. to provide updated ESALS for the Environmental Clearance Document for the International Bridge Trade Corridor Project. in the amount of \$18,173.08;

WHEREAS, the Authority approved Resolution 2017-88 – Approval of Work Authorization Number 2 with C&M Associates to provide a scenario planning for the 365 Tollway Project in the amount of \$10,096.16;

WHEREAS, the Authority approved Resolution 2017-89 – Approval of Contract Amendment Number 1 with C&M Associates to increase the maximum payable amount to \$28,269.24 due to additional scope outlined in Work Authorization Number 2 in the amount of \$10,096.16;

WHEREAS, the Authority approved Resolution 2017-96 – Approval of Supplemental Number 1 to Work Authorization Number 2 with C&M Associates to provide a scenario planning for the 365 Tollway Project in the amount of \$18,375.00;

WHEREAS, the Authority approved Resolution 2017-97 – Approval of Contract Amendment Number 2 with C&M Associates to increase the maximum payable amount to \$46,644.24 due to additional scope outlined in Supplemental Number 1 to Work Authorization Number 2 in the amount of \$18,375.00;

WHEREAS, the Authority approved Resolution 2018-03 – Approval of Supplemental Number 2 to Work Authorization Number 2 the Professional Service Agreement with C&M Associates to provide a Traffic & Revenue analysis of Scenario “G” for the 365 Tollway Project in the amount of \$18,375.00;

WHEREAS, the Authority finds it necessary to approve Resolution 2018-04 – Approval of Contract Amendment Number 3 with C&M Associates to increase the maximum payable amount for Work Authorization Number 2 in the amount of \$18,375.00;

NOW THEREFORE, BE IT RESOLVED, BY THE BOARD OF DIRECTORS OF THE HIDALGO COUNTY REGIONAL MOBILITY AUTHORITY THAT:

- Section 1. The recital clauses are incorporated in the text of this Resolution as if fully restated.
- Section 2. The Board hereby approves the Contract Amendment Number 3 to increase the maximum payable amount to \$65,019.24 due to additional scope outlined in Supplemental Number 2 to Work Authorization Number 2 in the amount of \$18,375.00 hereto attached as Exhibit A.
- Section 3. The Board authorizes the Executive Director to execute the Contract Amendment Number 3 to the Professional Services Agreement for Traffic Engineering Services for the IBTC and 365 TOLL Projects as approved.

PASSED AND APPROVED AS TO BE EFFECTIVE IMMEDIATELY BY THE BOARD OF DIRECTORS OF THE HIDALGO COUNTY REGIONAL MOBILITY AUTHORITY AT A REGULAR MEETING, duly posted and noticed, on the 23rd day of January 2018, at which meeting a quorum was present.

S. David Deanda, Jr., Chairman

Rick Perez, Secretary/Treasurer

Exhibit A

Contract
Amendment
Number 3

to

Professional Service Agreement

with

C&M

Associates, Inc.

for

Traffic

Engineering

Services for the

IBTC and

365TOLL

Projects



☐ CMT Services

☐ Environmental

☒ Engineering **C&M Associates, Inc.**

☐ Geo-Technical

☐ Surveying

CONTRACT AMENDMENT SUMMARY

RESOLUTION 2018-04

Original Contract Amount \$ 18,173

Amendment # 3

Amount \$ 18,375.00

Approved Amendments:

Resolution No.	Description	Amount
2017-58	Original Contract	\$ 18,173.08
2017-89	Contract Amendment 1	\$ 10,096.16
2017-97	Contract Amendment 2	\$ 18,375.00

Subtotal from Cont. Page \$ 0.00

Contract Amount **\$ 46,644.24**

Proposed Amendment

2018-04	Contract Amendment 3	\$ 18,375.00
---------	----------------------	---------------------

Goal and Options:

To provide a scenario planning for the 365 Tollway Project.

**Staff is recommending approval of this request in the amount of \$ 18,375.00
for a Revised Maximum Payable Amount of \$ 65,019.24**

E. Davila, Develop Eng

Requested by:

Approved Amendments Cont...

Resolution No. 2018-04

Resolution No.

Description

Amount

Subtotal \$ 0.00

◆Contract◆

Hidalgo County
Regional Mobility Authority
(HCRMA)(Authority)

TRAFFIC AND REVENUE SERVICES
0010 IBTC and 0030 365 TOLL
(Scenario G)

Contract Amendment No. 3

January 23, 2018

C&M ASSOCIATES, INC.

SUPPLEMENTAL AGREEMENT NO. 3

**TO PROFESSIONAL SERVICES
AGREEMENT FOR ENGINEERING SERVICES**

THIS SUPPLEMENTAL AGREEMENT NO 3 TO MAIN CONTRACT is made pursuant to the terms and conditions of “Article V of that certain Professional Services Agreement for Engineering Services” (the Agreement) entered into by and between the Hidalgo County Regional Mobility Authority (Authority), and C&M Associates, Inc. (the Engineer).

The following terms and conditions of the Agreement are hereby amended as follows:

Article III Compensation

Article III Compensation shall be amended to increase the maximum amount payable under this contract from \$46,644.24 to \$65,019.24 for a total increase of \$18,375.00 due to additional scope and effort outlined in Supplemental No. 2 to Work Authorization No. 2 for Scenario G Analysis in the amount of \$18,375.00.

This Supplemental Agreement No. 3 to the Main Contract shall become effective on the date of final execution of the parties hereto. All other terms and conditions of the Agreement not hereby amended are to remain in full force and effect.

THE ENGINEER

THE AUTHORITY

(Signature)

(Signature)

(Printed Name)

(Printed Name)

(Title)

(Title)

(Date)

(Date)

This Page
Intentionally
Left Blank

Item 3A

HIDALGO COUNTY REGIONAL MOBILITY AUTHORITY

AGENDA RECOMMENDATION FORM

**BOARD OF DIRECTORS
PLANNING COMMITTEE
FINANCE COMMITTEE
TECHNICAL COMMITTEE**

X

AGENDA ITEM	DATE SUBMITTED	MEETING DATE
1. APPROVAL OF AGENDA	11/15/2023	11/20/2023
2. APPROVAL OF MINUTES	11/15/2023	11/20/2023
3. PUBLIC COMMENT	11/15/2023	11/20/2023
4. APPROVAL OF RESOLUTIONS	11/15/2023	11/20/2023
5. APPROVAL OF BUDGET	11/15/2023	11/20/2023
6. APPROVAL OF NEW HIRE	11/15/2023	11/20/2023
7. APPROVAL OF RETIREMENT	11/15/2023	11/20/2023
8. APPROVAL OF OTHER BUSINESS	11/15/2023	11/20/2023
9. APPROVAL OF ADJOURNMENT	11/15/2023	11/20/2023

3A
1/15/2018
1/23/2018

1. Agenda Item: **RESOLUTION 2018-02 – APPROVAL OF CHANGE ORDER NUMBER 9 AND FINAL CLOSEOUT WITH FOREMOST PAVING, INC. FOR THE US281/MILITARY HIGHWAY OVERPASS/BORDER SAFETY INSPECTION FACILITY CONNECTOR PROJECT.**

2. Nature of Request: (Brief Overview) Attachments: ☒ Yes ☐ No
To reconcile project quantities.

3. Policy Implication: Board Policy, Local Government Code, Texas Government Code, Texas Transportation Code, TxDOT Policy

4. Budgeted: ☐ Yes ☐ No ☒ N/A
5. Staff Recommendation: **Motion to approve Resolution 2018-02 Change Order 9, as presented to the Board of Directors on January 23, 2018.**

6. Program Manager's Recommendation: ☐ Approved ☐ Disapproved ☒ None
7. Planning Committee's Recommendation: ☐ Approved ☐ Disapproved ☒ None
8. Board Attorney's Recommendation: ☐ Approved ☐ Disapproved ☒ None
9. Chief Auditor's Recommendation: ☐ Approved ☐ Disapproved ☒ None
10. Chief Financial Officer's Recommendation: ☐ Approved ☐ Disapproved ☒ None
11. Construction Engineer's Recommendation: ☒ Approved ☐ Disapproved ☐ None
12. Executive Director's Recommendation: ☒ Approved ☐ Disapproved ☐ None

THIS ITEM WILL BE
SENT UNDER
SEPERATE COVER