

HIDALGO COUNTY REGIONAL MOBILITY AUTHORITY

NOTICE OF AND AGENDA FOR A WORKSHOP & REGULAR MEETING TO BE HELD BY THE BOARD OF DIRECTORS

DATE: TUESDAY, AUGUST 29, 2017
TIME: 5:30 PM
PLACE: PHARR CITY HALL
2nd FLOOR CITY COMMISSION CHAMBERS
118 SOUTH CAGE BOULEVARD
PHARR, TEXAS 78577

PRESIDING: S. DAVID DEANDA, JR, CHAIRMAN

PLEDGE OF ALLEGIANCE

INVOCATION

CALL TO ORDER FOR WORKSHOP

1. Review of quarterly investment report for the period ending June 30, 2017 for the Hidalgo County Regional Mobility Authority.

ADJOURNMENT OF WORKSHOP

CALL TO ORDER AND ESTABLISHMENT OF A QUORUM FOR REGULAR MEETING

1. REPORTS

- A. Report on Program Manager Activity for 365 Tollway Project and IBTC Environmental Clearance Document – Eric Davila, HCRMA
- B. Report on Construction Activity for US 281/Military Highway Overpass/BSIF Connector Project – Ramon Navarro, HCRMA

2. **CONSENT AGENDA** *(All matters listed under Consent Agenda are considered to be routine by the Governing Body and will be enacted by one motion. There will be no separate discussion of these items; however, if discussion is desired, that item(s) will be removed from the Consent Agenda and will be considered separately. The Governing Body may also elect to go into Executive Session on any item on this agenda, whether or not such item(s) are posted as an Executive Session Item, at any time during the meeting when authorized by provisions of the Open Public Meeting Act.)*

- A. Approval of Minutes for the Regular Meeting held June 27, 2017.
- B. Approval of Project & General Expense Report for the period from June 10, 2017 to July 10, 2017 and July 11, 2017 to August 8, 2017.
- C. Approval of Financial Report for June & July 2017.
- D. Approval of quarterly investment report for the period ending June 30, 2017 for the Hidalgo County Regional Mobility Authority.
- E. Resolution 2017-71 – Approval of a Professional Service Agreement with Blanton & Associates Inc. to provide Environmental Services to the Hidalgo County Regional Mobility Authority.
- F. Resolution 2017-72 – Approval of Work Authorization Number 1 to the Professional Service Agreement with Blanton & Associates to provide Environmental Classification Support for International Bridge Trade Corridor Project.

- G. Resolution 2017-74 – Approval of Work Authorization 15 - Supplemental 1 to the Professional Services Agreement with SAMES Inc. for additional Subsurface Utility Engineering for the 365 Tollway Project.
- H. Resolution 2017-75 - Approval of Contract Amendment Number 11 to the Professional Service Agreement with SAMES Inc. to increase the maximum payable amount for Work Authorization Number 15 – Supplemental 1.

3. REGULAR AGENDA

- A. Resolution 2017-65 – Approval of an Interlocal Agreement between the Texas Department of Transportation and the Hidalgo County Regional Mobility Authority to amend the Overweight/Oversized Corridor, including a fee increase to \$200 per permit.
- ~~B. Resolution 2017-66 – Approval of a Board of Director Pricing Committee for the issuance of Hidalgo County Regional Mobility Authority Toll Revenue Bonds Series 2017 for the 365 Tollway Project.~~
- C. Resolution 2017-67 – Authorization to negotiate fees and execute a Letter of Engagement with Burton McCumber Cortez, LLP for the 2017 Financial and Single Audit.
- D. Resolution 2017-68 – Approval of Change Order Number 7 with Foremost Paving Inc. to correct a scrivener’s error, reconcile project quantity underruns and add incidental paving requested by the Texas Department of Transportation as part of the US 281/Military Highway/BSIF Connector Project.
- E. Resolution 2017-69 - Approval of a Professional Service Agreement with HDR Engineering to provide General Engineering Consultant Services to the Hidalgo County Regional Mobility Authority for a period not to exceed 12 months.
- F. Resolution 2017-70 – Approval of Work Authorization Number 1 to the Professional Service Agreement with HDR Engineering to provide a General Engineering Consultant Report for the 365 Tollway Project.
- G. Resolution 2017-73 – Approving utility relocation for the 365 Tollway Project and authorizing the Executive Director to execute such agreements, as necessary.
- H. Resolution 2017-76 – Consideration and Approval of a Reimbursement Resolution expressing intent to Finance Expenditures to be incurred.

4. CHAIRMAN’S REPORT

- A. None.

5. TABLED ITEMS

- A. None.

6. EXECUTIVE SESSION, CHAPTER 551, TEXAS GOVERNMENT CODE, SECTION 551.071 (CONSULTATION WITH ATTORNEY), SECTION 551.072 (DELIBERATION OF REAL PROPERTY), AND SECTION 551.074 (PERSONNEL MATTERS)

- A. Consultation with Board Attorney on legal issues pertaining to the Professional Service Agreement with Dannenbaum Engineering to provide Program Management Services for the Hidalgo County Regional Mobility Authority (Section 551.071 T.G.C.)
- B. Consultation with Board Attorney on legal issues pertaining to the Texas Department of Transportation State Infrastructure Bank Loan for the 365 Tollway Project (Section 551.071 T.G.C.)
- C. Consultation with Board Attorney on legal issues pertaining to Professional Service Agreements for Engineering, Surveying and Environmental Services (Section 551.071 T.G.C.).
- D. Consultation with Board Attorney on legal issues pertaining to the deliberation of real property for various parcels for the 365 Tollway Project (Sections 551.071 and 551.072 T.G.C.).
- E. Consultation with Board Attorney on legal issues pertaining to the use of Eminent Domain to acquire property required to complete the project alignments of the 365 Tollway Project (Sections 551.071 and 551.072 T.G.C.).
- F. Consultation with Board Attorney on legal issues pertaining to the proposed South Texas Class I Rail Project (Section 551.071 T.G.C.).

- G. Consultation with Board Attorney on legal issues pertaining to the Environmental Clearance Document for the International Bridge Trade Corridor Project (Section 551.071 T.G.C.).

PUBLIC COMMENT

ADJOURNMENT OF REGULAR MEETING

CERTIFICATION

I, the Undersigned Authority, do hereby certify that the attached agenda of the Hidalgo County Regional Mobility Authority Board of Directors is a true and correct copy and that I posted a true and correct copy of said notice on the Hidalgo County Regional Mobility Authority Web Page (www.hcrma.net) and the bulletin board in the Hidalgo County Court House (100 North Closner, Edinburg, Texas 78539), a place convenient and readily accessible to the general public at all times, and said Notice was posted on the **23rd** day of **August 2017** at **12:00 pm** and will remain so posted continuously for at least 72 hours preceding the scheduled time of said meeting in accordance with Chapter 551 of the Texas Government Code.

Maria E. Alaniz
Administrative Assistant

Note: If you require special accommodations under the Americans with Disabilities Act, please contact Maria E. Alaniz at 956-402-4762 at least 24 hours before the meeting.

PUBLIC COMMENT POLICY

Public Comment Policy: "At the beginning of each HCRMA meeting, the HCRMA will allow for an open public forum/comment period. This comment period shall not exceed one-half (1/2) hour in length and each speaker will be allowed a maximum of three (3) minutes to speak. All individuals desiring to address the HCRMA must be signed up to do so, prior to the open comment period. The purpose of this comment period is to provide the public an opportunity to address issues or topics that are under the jurisdiction of the HCRMA. For issues or topics which are not otherwise part of the posted agenda for the meeting, HCRMA members may direct staff to investigate the issue or topic further. No action or discussion shall be taken on issues or topics which are not part of the posted agenda for the meeting. Members of the public may be recognized on posted agenda items deemed appropriate by the Chairman as these items are considered, and the same time limitations (3 minutes) applies."

This Page
Intentionally
Left Blank

Workshop

Item 1

HIDALGO COUNTY REGIONAL MOBILITY AUTHORITY

AGENDA RECOMMENDATION FORM

BOARD OF DIRECTORS	<u> X </u>	AGENDA ITEM	<u> 1 </u>
PLANNING COMMITTEE	<u> </u>	DATE SUBMITTED	<u> 08/07/17 </u>
FINANCE COMMITTEE	<u> </u>	MEETING DATE	<u> 08/29/17 </u>
TECHNICAL COMMITTEE	<u> </u>		

1. Agenda Item: **WORKSHOP ITEM 1 – QUARTERLY INVESTMENT REPORT FOR PERIOD ENDING JUNE 30, 2017 FOR THE HIDALGO COUNTY REGIONAL MOBILITY AUTHORITY**
2. Nature of Request: (Brief Overview) Attachments: X Yes No
Presentation of Quarterly Investment Reports.
3. Policy Implication: Board Policy, Local Government Code, Texas Government Code, Texas Transportation Code, TxDOT Policy
4. Budgeted: Yes No X N/A
5. Staff Recommendation: **Report only.**
6. Program Manager's Recommendation: Approved Disapproved X None
7. Planning Committee's Recommendation: Approved Disapproved X None
8. Board Attorney's Recommendation: Approved Disapproved X None
9. Chief Auditor's Recommendation: Approved Disapproved X None
10. Chief Financial Officer's Recommendation: Approved Disapproved X None
11. Chief Development Engineer's Recommendation: Approved Disapproved X None
12. Chief Construction Engineer's Recommendation: Approved Disapproved X None
13. Executive Director's Recommendation: Approved Disapproved X None



Board of Directors

S. David Deanda, Jr., Chairman
Forrest Runnels, Vice Chairman
Ricardo Perez, Secretary/Treasurer
Alonzo Cantu, Director
Aquiles J. Garza, Jr., Director
R. David Guerra, Director
Josue Reyes, Director

July 24, 2017

To: S. David Deanda, Chairman
Member of the Board of Directors

From: Pilar Rodriguez, Executive Director/Investment Officer
Jose Castillo, Chief Financial Officer

RE: Quarterly Investment Report for QE June 30, 2017 /Statement of Compliance

The above-referenced report is hereby presented, pursuant to the Public Funds Investment Act (PFIA), for your review and acceptance.

This quarter total investment disbursements totaled \$11,346,079 issued for the following: debt service interest--\$1,418,056; construction--\$4,450,583 and SIB loan--\$5,477,440. Total combined interest earned was \$35,940. During this quarter TexStar investments held by Wilmington Trust were converted to Logic investments, which offers a higher interest rate.

It should be noted that the Texas Department of Transportation contributed \$4,776,779 towards the construction costs of the US 281/BSIF project.

The PFIA also requires that the report contain a Statement of Compliance, signed by the Investment Officers, as presented below:

STATEMENT OF COMPLIANCE

Pursuant to the PFIA, we the Investment Officers of the Hidalgo County Regional Mobility Authority, represent to you that the portfolio presented in this report is in compliance with:

The HCRMA's Investment Policy, and

The Public Funds Investment Act of the State of Texas


Pilar Rodriguez, Investment Officer


Jose H. Castillo, Investment Officer

**Hidalgo County Regional Mobility Authority
Wilmington Trust Investments Detail Activity
For Quarter Ending June 30, 2017**

Debt Service Account #106912-001

Debt Svc	O/E bal	Income			Disb.	Ending Bal
		Interest	contri.	Transfers		
Apr.	1,319,521.29	294.14		336,898.12		1,656,713.55
May	1,656,713.55	509.15		331,342.71		1,988,565.41
June	1,988,565.41	633.62		331,152.25	(1,418,056.25)	902,295.03
		<u>1,436.91</u>	<u>-</u>	<u>999,393.08</u>	<u>(1,418,056.25)</u>	

Bond Const. Account #106912-004

Bond Const	O/E bal	Income			Disb.	Ending Balance
		Interest	contri.	Transfers		
Apr.	1,298,530.87	476.22	963,175.16	-	(1,725,696.48)	536,485.77
May	536,485.77	1,044.81	2,760,368.58		(1,450,957.94)	1,846,941.22
June	1,846,941.22	803.65	1,053,234.83		(1,273,928.68)	1,627,051.02
		<u>2,324.68</u>	<u>4,776,778.57</u>	<u>-</u>	<u>(4,450,583.10)</u>	

Debt Service Account #118361-001 & 7731494002

Debt Svc	O/E bal	Income			Disb.	Ending Bal
		Interest	contri.	Transfers		
Apr.	2,061,713.24	1,097.70	-		-	2,062,810.94
May	2,062,810.94	2,141.42	-	-	-	2,064,952.36
June	2,064,952.36	2,414.00	-	-	-	2,067,366.36
		<u>5,653.12</u>	<u>-</u>	<u>-</u>	<u>-</u>	

SIB Const. Account #118361-008

SIB Const	O/E bal	Income			Disb.	Ending Balance
		Interest	contri.	Transfers		
Apr.	12,374,273.24	6,713.24	-	-	(1,654,598.17)	10,726,388.31
May	10,726,388.31	10,655.36	-		(2,655,212.34)	8,081,831.33
June	8,081,831.33	9,156.76	-	-	(1,167,629.51)	6,923,358.58
		<u>26,525.36</u>	<u>-</u>	<u>-</u>	<u>(5,477,440.02)</u>	

Hidalgo County Regional Mobility Authority
SUMMARY
QUARTERLY INVESTMENT REPORT
For Quarter Ending June 30, 2017

	Local Govt Investment <u>Pool</u>	Money Mkt <u>Fund</u>	<u>Total</u>
COST			
Beginning Balance	\$ 20,244,538	\$ 1,319,521	\$ 21,564,059
Additions:			
Contributions	4,776,779	999,393	5,776,172
Transfers-in	-	-	-
Investment Earnings	46,659	1,437	48,096
Deductions:			
Transfers-Out	-	-	-
Disbursements	(9,928,023)	(1,418,056)	(11,346,079)
Ending Balance	<u>\$ 15,139,953</u>	<u>\$ 902,295</u>	<u>\$ 16,042,248</u>
 MARKET VALUE			
Beginning Balance	<u>\$ 20,246,209</u>	<u>\$ 1,319,521</u>	<u>\$ 21,565,730</u>
Ending Balance	<u>\$ 15,140,404</u>	<u>\$ 902,295</u>	<u>\$ 16,042,699</u>
Weighted Average Maturity- TexStar	31		
Weighted Average Maturity- Logic	28		
TexStar Weighted Average Yield	0.8102%	0.0100%	
Logic Weighted Average Yield	1.0944%		

Hidalgo County Regional Mobility Authority
HOLDINGS BY INVESTMENTS
QUARTERLY INVESTMENT REPORT
For Quarter Ending June 30, 2017

<u>Type of Security/Fund</u>	<u>Yield</u>	<u>Beginning Cost</u>	<u>Interest</u>	<u>Contributions/ Transfers</u>	<u>Disbursements</u>	<u>Ending Cost</u>	<u>Market Value</u>
Local Govt Investment Pool:							
(TexSTAR)							
General Operating Fund		\$ 100,351	\$ 195	\$ -	\$ -	\$ 100,546	100,545
Vehicle Registration Fund		100,722	\$ 195	-	-	100,917	100,916
Bond Construction Fund Series 2013		1,298,531	2,325	4,776,779	(4,450,583)	1,627,052	1,627,041
SIB Construction Fund Series 2016		12,374,273	26,525	-	(5,477,440)	6,923,358	6,923,310
Debt Service Jr. Lien		2,061,713	5,653	-	-	2,067,366	2,067,352
Logic-Contingency		4,308,948	11,766		-	4,320,714	4,321,241
Total Local Govt Investment Pool		<u>\$ 20,244,538</u>	<u>\$ 46,659</u>	<u>\$ 4,776,779</u>	<u>\$ (9,928,023)</u>	<u>\$ 15,139,953</u>	<u>\$ 15,140,404</u>
 Money Market Fund							
(Federated Govt Obligations)							
Debt Service Fund-106912-001	0.0100%	<u>\$ 1,319,521</u>	<u>\$ 1,437</u>	<u>\$ 999,393</u>	<u>\$ (1,418,056)</u>	<u>\$ 902,295</u>	<u>\$ 902,295</u>



LOGIC Newsletter

June 2017

Performance

As of June 30, 2017

Current Invested Balance	\$5,904,028,106.60
Weighted Average Maturity (1)*	24 Days
Weighted Average Maturity (2)*	71 Days
Net Asset Value	1.000122
Total Number of Participants	539
Management Fee on Invested Balance	0.0975%
Interest Distributed	\$6,224,948.18
Management Fee Collected	\$493,859.68
% of Portfolio Invested Beyond 1 Year	0.00%
Standard & Poor's Current Rating	AAAm

June Averages:

Average Invested Balance	\$6,156,315,769.91
Average Monthly Yield, on a simple basis	1.1333%
Average Weighted Average Maturity (1)*	25 Days
Average Weighted Average Maturity (2)*	75 Days

*Definition of Weighted Average Maturity (1) & (2)

- (1) This weighted average maturity calculation uses the SEC Rule 2a-7 definition for stated maturity for any floating rate instrument held in the portfolio to determine the weighted average maturity for the pool. This Rule specifies that a variable rate instrument to be paid in 397 calendar days or less shall be deemed to have a maturity equal to the period remaining until the next readjustment of the interest rate.
- (2) This weighted average maturity calculation uses the final maturity of any floating rate instruments held in the portfolio to calculate the weighted average maturity for the pool.

Rates reflect historical information and are not an indication of future performance.

Economic Commentary

U.S. data released so far for Q2 has painted a muddled picture. Growth has accelerated while inflation has gone the other direction despite expectations that these two variables should be linked. The market consensus continues to be that economic growth will bounce back in the second quarter. When the Federal Reserve (Fed) looked at the overall picture, they took comfort in strong growth and healthy labor markets while viewing the inflation miss as transitory. As a result, the Federal Open Market Committee (FOMC) proceeded to raise rates by 25 bps to 1.00 - 1.25% at their June meeting for a fourth time in the cycle and announce more formal details on their strategy to reduce the size of the balance sheet. While this was consistent with market expectations, the announcement that balance sheet normalization would begin "later this year" was more hawkish than investors anticipated. While the median long-run Fed Funds rate was unchanged at 3%, the unemployment rate estimate was revised down for the next few years, reflecting recent improvements. On the other hand, the softer-than-expected inflation data in recent months led the committee to bring down their inflation forecast for this year. As part of the plan outlined for balance sheet reduction, caps will be put in place to limit the amount by which the balance can shrink in any given month. The balance sheet would be reduced at an initial rate of \$10 billion per month, accelerating at three-month intervals to \$50 billion per month for a total balance sheet reduction of \$600 billion.

In light of disappointing hard data, reduced expectations for fiscal stimulus in 2017 and continued quantitative easing overseas, have muted our expectations for higher rates in the near term. We do expect, however, that growth in the U.S. will rebound later in the year, supporting another rate hike and the Fed's desire to begin tapering, and allowing yields on the U.S. 10-year Treasury to rise to between 2.50% and 3.00% by year-end. We believe the next 12 to 18 months will be a challenging investment environment. As the central banks reverse their policies and their aggregate balance sheet goes from expansion to contraction, the impact is likely to be volatile asset prices. Further, central banks will be "normalizing" their balance sheets at a time when growth and inflationary pressures should still be muted. Add to that, there may or may not be policy stimulus coming out of Washington and there may or may not be a hard Brexit. We'll be ready to expect the unexpected and will use our research-driven process to find value where we can.

This information is an excerpt from an economic report dated June 2017 provided to LOGIC by JPMorgan Asset Management, Inc., the investment manager of the LOGIC pool.

News

New Participants

We would like to welcome the following entities who joined the LOGIC program in June:

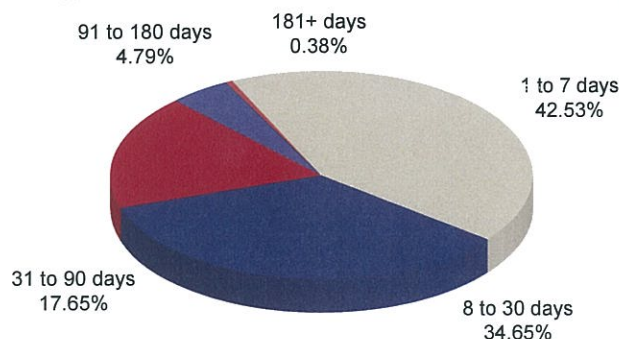
- ★ Fort Bend County MUD No. 122
- ★ City of Oyster Creek
- ★ Prosper Economic Development Corp
- ★ Texas State University System

Audit Confirmations


Please provide our address to your auditors for any audit confirmations they may send to LOGIC regarding your account.

LOGIC Participant Services
1201 Elm Street, Suite 3500
Dallas, Texas 75270

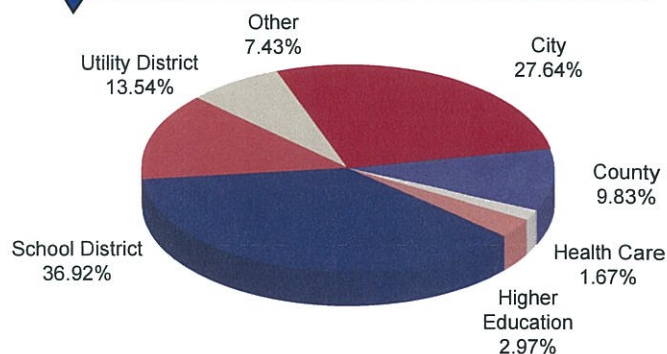
Portfolio by Type of Investment As of June 30, 2017



Commercial Paper
96.26%



Portfolio by Maturity As of June 30, 2017



Distribution of Participants by Type As of June 30, 2017

Historical Program Information

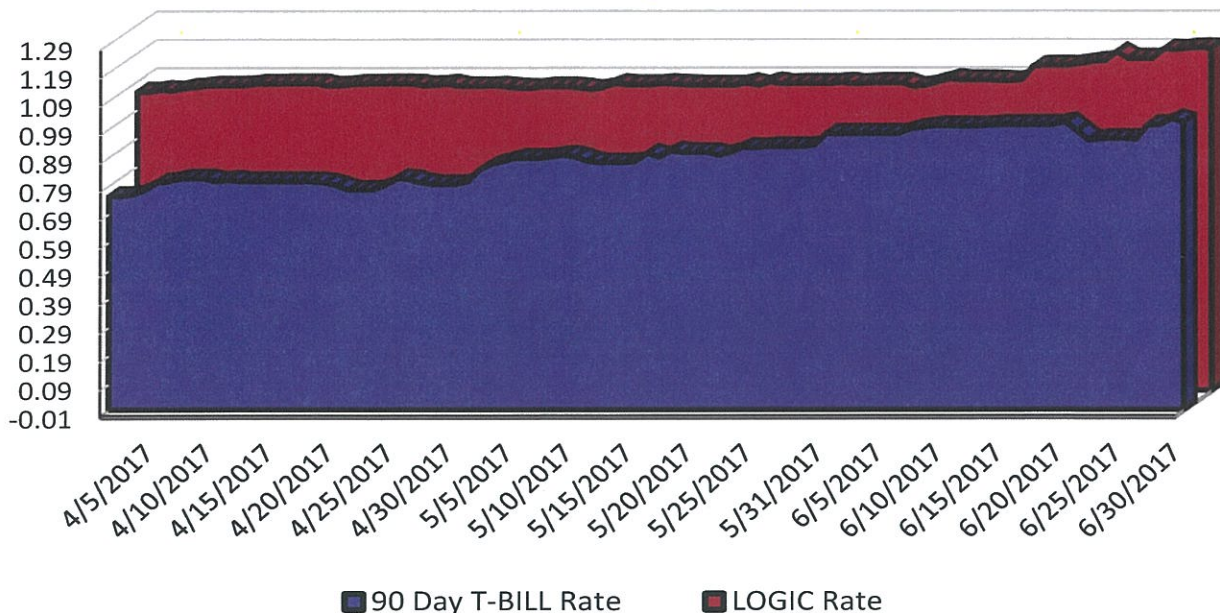
Month	Average Rate	Book Value	Market Value	Net Asset Value	WAM (1)*	WAM (2)*	Number of Participants
Jun 17	1.1333%	\$5,904,028,106.60	\$5,904,946,555.34	1.000122	25	75	539
May 17	1.0761%	6,257,671,308.91	6,259,334,715.43	1.000265	27	71	535
Apr 17	1.0739%	6,573,201,990.89	6,574,453,965.11	1.000190	32	69	528
Mar 17	1.0089%	6,727,258,315.21	6,728,526,958.13	1.000151	35	74	522
Feb 17	0.9716%	6,899,050,894.78	6,900,939,892.08	1.000273	38	75	515
Jan 17	0.9642%	6,257,691,371.71	6,259,008,532.09	1.000210	33	68	509
Dec 16	0.8790%	5,345,321,204.93	5,347,040,518.20	1.000291	31	72	506
Nov 16	0.8364%	4,677,615,888.80	4,679,361,690.19	1.000373	35	73	504
Oct 16	0.8112%	4,286,771,305.76	4,288,329,393.30	1.000363	40	70	502
Sep 16	0.7248%	4,409,871,179.36	4,410,883,048.03	1.000194	45	62	500
Aug 16	0.6218%	4,173,346,305.76	4,174,143,206.62	1.000190	39	57	500
Jul 16	0.5740%	4,222,463,139.86	4,222,665,438.59	1.000047	38	51	497

Portfolio Asset Summary as of June 30, 2017

	Book Value	Market Value
Uninvested Balance	\$ 33,481.91	\$ 33,481.91
Accrual of Interest Income	1,856,212.45	1,856,212.45
Interest and Management Fees Payable	(6,277,522.16)	(6,277,522.16)
Payable for Investment Purchased	0.00	0.00
Receivable for Investment Sold	0.00	0.00
Repurchase Agreements	180,854,999.97	180,854,999.97
Commercial Paper	5,687,561,571.19	5,688,468,943.17
Government Securities	39,999,363.24	40,010,440.00
Total	\$ 5,904,028,106.60	\$ 5,904,946,555.34

Market value of collateral supporting the Repurchase Agreements is at least 102% of the Book Value. The portfolio is managed by J.P. Morgan Chase & Co. and the assets are safekept in a separate custodial account at the Federal Reserve Bank in the name of LOGIC. The only source of payment to the Participants are the assets of LOGIC. There is no secondary source of payment for the pool such as insurance or guarantee. Should you require a copy of the portfolio, please contact LOGIC Participant Services.

LOGIC versus 90-Day Treasury Bill



This material is for information purposes only. This information does not represent an offer to buy or sell a security. The above rate information is obtained from sources that are believed to be reliable; however, its accuracy or completeness June be subject to change. The LOGIC management fee be waived in full or in part at the discretion of the LOGIC co-administrators and the LOGIC rate for the period shown reflects waiver of fees. This table represents historical investment performance/return to the customer, net of fees, and is not an indication of future performance. An investment in the security is not insured or guaranteed by the Federal Deposit Insurance Corporation or any other government agency. Although the issuer seeks to preserve the value of an investment at \$1.00 per share, it is possible to lose money by investing in the security. Information about these and other program details are in the fund's Information Statement which should be read carefully before investing. The yield on the 90-Day Treasury Bill ("T-Bill Yield") is shown for comparative purposes only. When comparing the investment returns of the LOGIC pool to the T-Bill Yield, you should know that the LOGIC pool consist of allocations of specific diversified securities as detailed in the respective Information Statements. The T-Bill Yield is taken from Bloomberg Finance L.P. and represents the daily closing yield on the then current 90-day T-Bill.

Daily Summary for June 2017

Date	Mny Mkt Fund Equiv. [SEC Std.]	Daily Allocation Factor	LOGIC Invested Balance	Market Value Per Share	WAM Days (1)*	WAM Days (2)*
6/1/2017	1.0825%	0.000029657	\$6,265,213,349.60	1.000258	23	69
6/2/2017	1.0844%	0.000029709	\$6,251,352,736.55	1.000231	24	73
6/3/2017	1.0844%	0.000029709	\$6,251,352,736.55	1.000231	24	73
6/4/2017	1.0844%	0.000029709	\$6,251,352,736.55	1.000231	24	73
6/5/2017	1.0696%	0.000029305	\$6,256,485,316.97	1.000249	25	76
6/6/2017	1.0750%	0.000029452	\$6,243,890,090.80	1.000250	25	76
6/7/2017	1.0868%	0.000029775	\$6,231,270,860.62	1.000262	28	80
6/8/2017	1.0983%	0.000030090	\$6,207,245,636.68	1.000282	29	81
6/9/2017	1.0938%	0.000029966	\$6,226,477,469.99	1.000224	27	79
6/10/2017	1.0938%	0.000029966	\$6,226,477,469.99	1.000224	27	79
6/11/2017	1.0938%	0.000029966	\$6,226,477,469.99	1.000224	27	79
6/12/2017	1.0922%	0.000029923	\$6,226,328,855.01	1.000259	26	78
6/13/2017	1.0903%	0.000029870	\$6,261,226,920.78	1.000243	26	76
6/14/2017	1.0954%	0.000030012	\$6,267,284,237.15	1.000240	26	76
6/15/2017	1.1432%	0.000031321	\$6,162,924,854.19	1.000223	27	79
6/16/2017	1.1460%	0.000031396	\$6,153,908,007.97	1.000146	26	77
6/17/2017	1.1460%	0.000031396	\$6,153,908,007.97	1.000146	26	77
6/18/2017	1.1460%	0.000031396	\$6,153,908,007.97	1.000146	26	77
6/19/2017	1.1517%	0.000031554	\$6,151,042,734.47	1.000182	25	76
6/20/2017	1.1583%	0.000031734	\$6,139,140,469.86	1.000163	25	75
6/21/2017	1.1617%	0.000031828	\$6,166,565,892.74	1.000162	24	74
6/22/2017	1.1928%	0.000032679	\$6,149,365,721.81	1.000159	23	74
6/23/2017	1.1694%	0.000032039	\$6,036,681,476.13	1.000129	22	72
6/24/2017	1.1694%	0.000032039	\$6,036,681,476.13	1.000129	22	72
6/25/2017	1.1694%	0.000032039	\$6,036,681,476.13	1.000129	22	72
6/26/2017	1.2027%	0.000032951	\$6,057,820,481.84	1.000172	22	71
6/27/2017	1.2000%	0.000032876	\$6,068,092,945.90	1.000156	23	72
6/28/2017	1.2058%	0.000033035	\$6,013,957,447.83	1.000159	24	73
6/29/2017	1.2074%	0.000033079	\$5,912,330,102.28	1.000157	23	73
6/30/2017	1.2057%	0.000033032	\$5,904,028,106.60	1.000122	24	71
Average	1.1333%	0.000031050	\$6,156,315,769.90		25	75

LOGIC Participant Services
FirstSouthwest, A Division of Hilltop Securities
1201 Elm Street, Suite 3500
Dallas, TX 75270



LOGIC Board

LOGIC Board Members

Philip G. Roberson	Arlington ISD	Board President
Fred L. Werner	Municipal Finance Director	Board Vice President
Judd R. Sanderson	North Texas Municipal Water District	Board Treasurer / Investment Officer
Sandra Newby	Tarrant Regional Water District	Board Member
Greg Jordan	City of Grapevine	Board Member

Contacts

For more information contact LOGIC Participant Services ★ 1-800-895-6442 ★ www.logic.org



J.P.Morgan
Asset Management



Monthly Newsletter - June 2017

Performance

As of June 30, 2017

Current Invested Balance	\$6,071,512,305.56
Weighted Average Maturity (1)	32 Days
Weighted Average Maturity (2)	92 Days
Net Asset Value	0.999993
Total Number of Participants	838
Management Fee on Invested Balance	0.06%*
Interest Distributed	\$4,781,325.92
Management Fee Collected	\$311,025.74
% of Portfolio Invested Beyond 1 Year	4.81%
Standard & Poor's Current Rating	AAAm

Rates reflect historical information and are not an indication of future performance.

June Averages

Average Invested Balance	\$6,307,047,223.58
Average Monthly Yield, on a simple basis	0.8631%
Average Weighted Average Maturity (1)*	30 Days
Average Weighted Average Maturity (2)*	92 Days

Definition of Weighted Average Maturity (1) & (2)

- (1) This weighted average maturity calculation uses the SEC Rule 2a-7 definition for stated maturity for any floating rate instrument held in the portfolio to determine the weighted average maturity for the pool. This Rule specifies that a variable rate instrument to be paid in 397 calendar days or less shall be deemed to have a maturity equal to the period remaining until the next readjustment of the interest rate.
- (2) This weighted average maturity calculation uses the final maturity of any floating rate instruments held in the portfolio to calculate the weighted average maturity for the pool.

* The maximum management fee authorized for the TexSTAR Cash Reserve Fund is 12 basis points. This fee may be waived in full or in part in the discretion of the TexSTAR co-administrators at any time as provided for in the TexSTAR Information Statement.

New Participants

We would like to welcome the following entities who joined the TexSTAR program in June:

★ Fort Bend County MUD 122 ★ Schleicher County

Economic Commentary

U.S. data released so far for Q2 has painted a muddled picture. Growth has accelerated while inflation has gone the other direction despite expectations that these two variables should be linked. The market consensus continues to be that economic growth will bounce back in the second quarter. When the Federal Reserve (Fed) looked at the overall picture, they took comfort in strong growth and healthy labor markets while viewing the inflation miss as transitory. As a result, the Federal Open Market Committee (FOMC) proceeded to raise rates by 25 bps to 1.00 - 1.25% at their June meeting for a fourth time in the cycle and announce more formal details on their strategy to reduce the size of the balance sheet. While this was consistent with market expectations, the announcement that balance sheet normalization would begin "later this year" was more hawkish than investors anticipated. While the median long-run Fed Funds rate was unchanged at 3%, the unemployment rate estimate was revised down for the next few years, reflecting recent improvements. On the other hand, the softer-than-expected inflation data in recent months led the committee to bring down their inflation forecast for this year. As part of the plan outlined for balance sheet reduction, caps will be put in place to limit the amount by which the balance can shrink in any given month. The balance sheet would be reduced at an initial rate of \$10 billion per month, accelerating at three-month intervals to \$50 billion per month for a total balance sheet reduction of \$600 billion. Global slack is keeping a lid on inflation, and inflation remains stubbornly below target in the developed markets. Outside of modest growth in the U.S., there's no wage inflation anywhere. We spent some time debating the drivers of inflation and inflation expectations. Certainly, an aging population that continues to work is one. But more important may be technology. Are the signals from telecom, from oil, from medical devices telling us that structural expectations for inflation need to be lower?

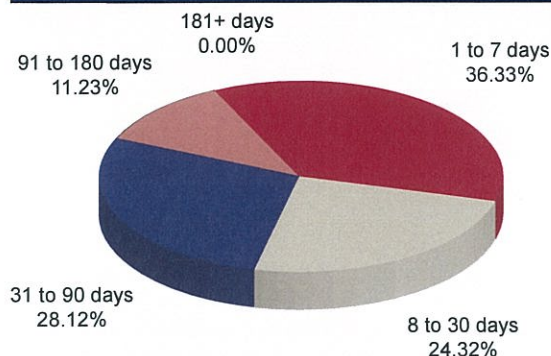
In light of disappointing hard data, reduced expectations for fiscal stimulus in 2017 and continued quantitative easing overseas, have muted our expectations for higher rates in the near term. We do expect, however, that growth in the U.S. will rebound later in the year, supporting another rate hike and the Fed's desire to begin tapering, and allowing yields on the U.S. 10-year Treasury to rise to between 2.50% and 3.00% by year-end. We believe the next 12 to 18 months will be a challenging investment environment. As the central banks reverse their policies and their aggregate balance sheet goes from expansion to contraction, the impact is likely to be volatile asset prices. Further, central banks will be "normalizing" their balance sheets at a time when growth and inflationary pressures should still be muted. Add to that, there may or may not be policy stimulus coming out of Washington and there may or may not be a hard Brexit. We'll be ready to expect the unexpected and will use our research-driven process to find value where we can.

This information is an excerpt from an economic report dated June 2017 provided to TexSTAR by JP Morgan Asset Management, Inc., the investment manager of the TexSTAR pool.

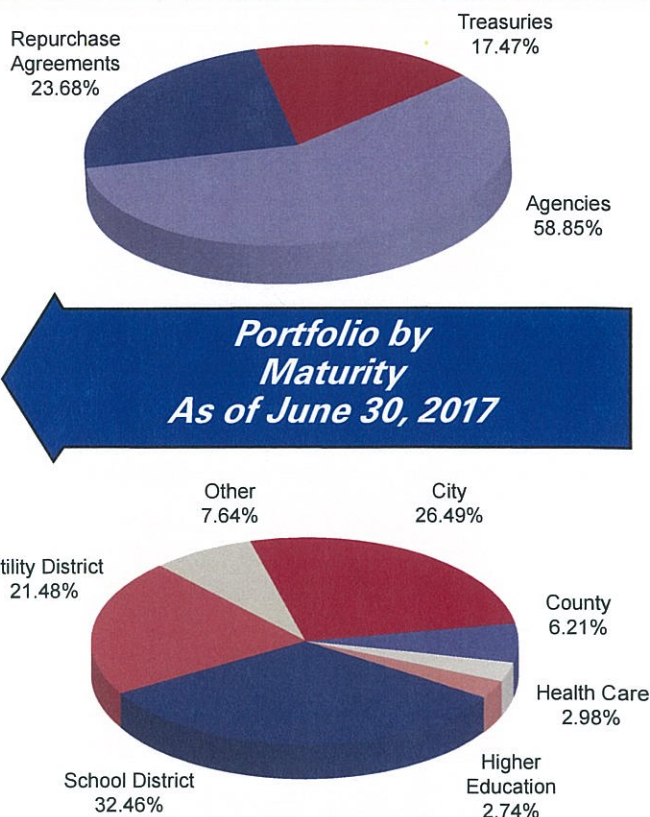
For more information about TexSTAR, please visit our web site at www.texstar.org.

Information at a Glance

Portfolio by Type of Investment As of June 30, 2017



Distribution of Participants by Type As of June 30, 2017



Historical Program Information

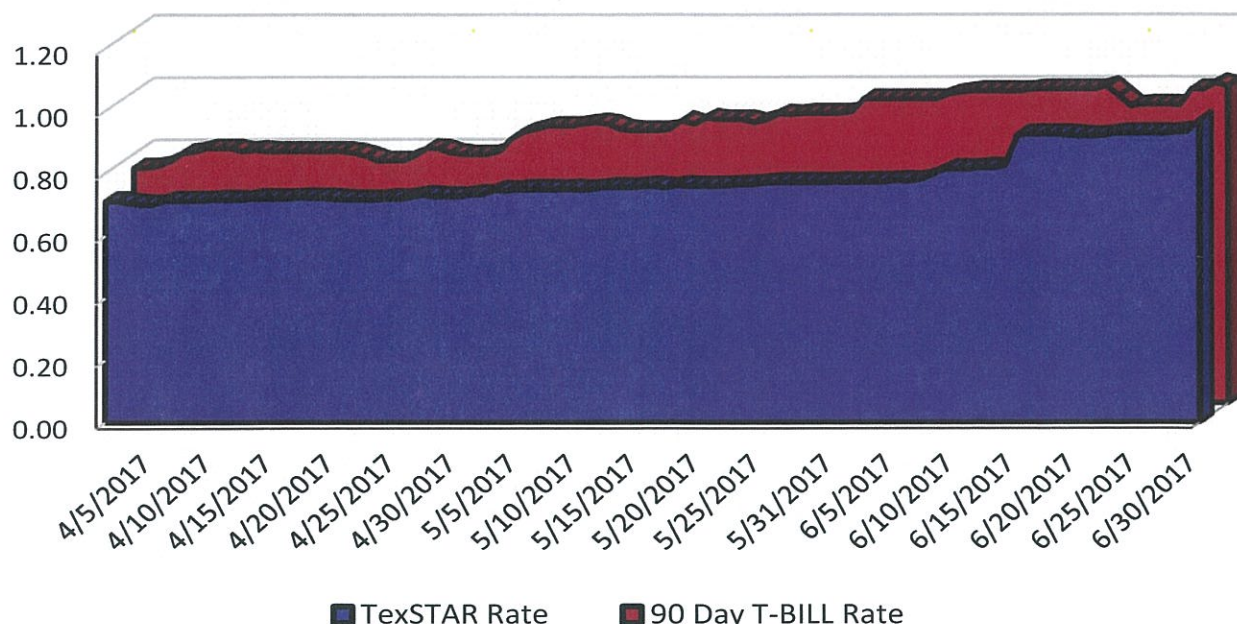
Month	Average Rate	Book Value	Market Value	Net Asset Value	WAM (1)*	WAM (2)*	Number of Participants
Jun 17	0.8631%	\$6,071,512,305.56	\$6,071,586,949.16	0.999993	30	92	838
May 17	0.7535%	6,440,388,492.41	6,440,492,333.25	1.000016	28	97	836
Apr 17	0.7140%	6,279,219,607.16	6,279,507,477.47	1.000045	36	105	832
Mar 17	0.6269%	6,551,167,144.50	6,551,621,726.22	1.000064	42	110	829
Feb 17	0.5533%	7,267,565,993.07	7,269,212,259.58	1.000226	43	111	827
Jan 17	0.5452%	7,011,113,225.83	7,012,695,761.41	1.000225	44	96	823
Dec 16	0.4815%	6,128,094,216.46	6,129,417,408.96	1.000215	49	100	822
Nov 16	0.4144%	5,250,402,124.93	5,251,596,034.74	1.000227	47	109	821
Oct 16	0.4202%	5,155,508,603.07	5,157,927,996.01	1.000469	39	105	820
Sep 16	0.4123%	5,253,367,191.87	5,255,503,092.88	1.000412	43	115	818
Aug 16	0.3990%	5,436,604,745.94	5,438,039,955.56	1.000263	39	114	817
Jul 16	0.3861%	5,602,432,939.56	5,603,475,110.87	1.000186	46	113	813

Portfolio Asset Summary as of June 30, 2017

	Book Value	Market Value
Uninvested Balance	\$ 13,759.76	\$ 13,759.76
Accrual of Interest Income	2,986,366.55	2,986,366.55
Interest and Management Fees Payable	(4,840,831.24)	(4,840,831.24)
Payable for Investment Purchased	0.00	0.00
Repurchase Agreement	1,438,157,999.71	1,438,157,999.71
Government Securities	4,635,195,010.78	4,635,269,654.38
Total	\$ 6,071,512,305.56	\$ 6,071,586,949.16

Market value of collateral supporting the Repurchase Agreements is at least 102% of the Book Value. The portfolio is managed by J.P. Morgan Chase & Co. and the assets are safekept in a separate custodial account at the Federal Reserve Bank in the name of TexSTAR. The only source of payment to the Participants are the assets of TexSTAR. There is no secondary source of payment for the pool such as insurance or guarantee. Should you require a copy of the portfolio, please contact TexSTAR Participant Services.

TexSTAR versus 90-Day Treasury Bill



This material is for information purposes only. This information does not represent an offer to buy or sell a security. The above rate information is obtained from sources that are believed to be reliable; however, its accuracy or completeness June be subject to change. The TexSTAR management fee may be waived in full or in part at the discretion of the TexSTAR co-administrators and the TexSTAR rate for the period shown reflects waiver of fees. This table represents historical investment performance/return to the customer, net of fees, and is not an indication of future performance. An investment in the security is not insured or guaranteed by the Federal Deposit Insurance Corporation or any other government agency. Although the issuer seeks to preserve the value of an investment at \$1.00 per share, it is possible to lose money by investing in the security. Information about these and other program details are in the fund's Information Statement which should be read carefully before investing. The yield on the 90-Day Treasury Bill ("T-Bill Yield") is shown for comparative purposes only. When comparing the investment returns of the TexSTAR pool to the T-Bill Yield, you should know that the TexSTAR pool consist of allocations of specific diversified securities as detailed in the respective Information Statements. The T-Bill Yield is taken from Bloomberg Finance L.P. and represents the daily closing yield on the then current 90-day T-Bill.

Daily Summary for June 2017

Date	Mny Mkt Fund Equiv. [SEC Std.]	Daily Allocation Factor	TexSTAR Invested Balance	Market Value Per Share	WAM Days (1)*	WAM Days (2)*
6/1/2017	0.7683%	0.000021050	\$6,418,953,053.15	1.000013	23	87
6/2/2017	0.7701%	0.000021099	\$6,351,865,918.23	1.000019	21	87
6/3/2017	0.7701%	0.000021099	\$6,351,865,918.23	1.000019	21	87
6/4/2017	0.7701%	0.000021099	\$6,351,865,918.23	1.000019	21	87
6/5/2017	0.7748%	0.000021228	\$6,364,078,998.64	1.000024	20	86
6/6/2017	0.7720%	0.000021152	\$6,390,418,108.38	1.000015	20	85
6/7/2017	0.7768%	0.000021282	\$6,364,718,378.51	1.000019	20	84
6/8/2017	0.7925%	0.000021712	\$6,332,132,875.32	1.000014	27	88
6/9/2017	0.8102%	0.000022196	\$6,346,153,580.27	1.000016	28	89
6/10/2017	0.8102%	0.000022196	\$6,346,153,580.27	1.000016	28	89
6/11/2017	0.8102%	0.000022196	\$6,346,153,580.27	1.000016	28	89
6/12/2017	0.8159%	0.000022353	\$6,340,001,725.99	1.000015	31	88
6/13/2017	0.8147%	0.000022321	\$6,501,902,854.91	1.000080	30	86
6/14/2017	0.8227%	0.000022539	\$6,482,766,891.60	1.000070	30	86
6/15/2017	0.9203%	0.000025215	\$6,378,123,462.16	0.999995	34	97
6/16/2017	0.9229%	0.000025285	\$6,357,876,915.03	0.999990	37	99
6/17/2017	0.9229%	0.000025285	\$6,357,876,915.03	0.999990	37	99
6/18/2017	0.9229%	0.000025285	\$6,357,876,915.03	0.999990	37	99
6/19/2017	0.9205%	0.000025220	\$6,367,295,280.88	0.999999	36	98
6/20/2017	0.9170%	0.000025124	\$6,327,783,546.62	1.000002	36	98
6/21/2017	0.9161%	0.000025099	\$6,290,188,889.48	1.000005	36	98
6/22/2017	0.9183%	0.000025158	\$6,162,467,601.15	1.000002	36	99
6/23/2017	0.9252%	0.000025347	\$6,260,232,343.89	1.000008	34	95
6/24/2017	0.9252%	0.000025347	\$6,260,232,343.89	1.000008	34	95
6/25/2017	0.9252%	0.000025347	\$6,260,232,343.89	1.000008	34	95
6/26/2017	0.9256%	0.000025360	\$6,155,077,894.17	1.000010	34	96
6/27/2017	0.9245%	0.000025329	\$6,140,711,614.60	1.000000	33	95
6/28/2017	0.9290%	0.000025453	\$6,105,927,083.57	0.999994	33	95
6/29/2017	0.9309%	0.000025504	\$6,068,969,870.43	0.999991	33	95
6/30/2017	0.9675%	0.000026506	\$6,071,512,305.56	0.999993	32	92
Average	0.8631%	0.000023646	\$6,307,047,223.58		30	92

TexSTAR Participant Services
FirstSouthwest, A Division of Hilltop Securities
1201 Elm Street, Suite 3500
Dallas, Texas 75270



TexSTAR Board Members

<i>William Chapman</i>	<i>Central Texas Regional Mobility Authority</i>	<i>Governing Board President</i>
<i>Nell Lange</i>	<i>City of Frisco</i>	<i>Governing Board Vice President</i>
<i>Eric Cannon</i>	<i>City of Allen</i>	<i>Governing Board Treasurer</i>
<i>David Medanich</i>	<i>FirstSouthwest / Hilltop Securities</i>	<i>Governing Board Secretary</i>
<i>Jennifer Novak</i>	<i>J.P. Morgan Asset Management</i>	<i>Governing Board Asst. Sec./Treas.</i>
<i>Nicole Conley</i>	<i>Austin ISD</i>	<i>Advisory Board</i>
<i>Becky Brooks</i>	<i>Government Resource Associates, LLC</i>	<i>Advisory Board</i>
<i>Monte Mercer</i>	<i>North Central TX Council of Government</i>	<i>Advisory Board</i>
<i>Stephen Fortenberry</i>	<i>Plano ISD</i>	<i>Advisory Board</i>
<i>David Pate</i>	<i>Richardson ISD</i>	<i>Advisory Board</i>
<i>James Mauldin</i>	<i>University of North Texas System</i>	<i>Advisory Board</i>

For more information contact TexSTAR Participant Services ★ 1-800-839-7827 ★ www.texstar.org



J.P.Morgan
Asset Management

Item 1A

HIDALGO COUNTY REGIONAL MOBILITY AUTHORITY

AGENDA RECOMMENDATION FORM

BOARD OF DIRECTORS	<u> X </u>	AGENDA ITEM	<u> 1A </u>
PLANNING COMMITTEE	<u> </u>	DATE SUBMITTED	<u> 08/15/17 </u>
FINANCE COMMITTEE	<u> </u>	MEETING DATE	<u> 08/29/17 </u>
TECHNICAL COMMITTEE	<u> </u>		

1. Agenda Item: **REPORT ON PROGRAM MANAGER ACTIVITY FOR 365 TOLLWAY PROJECT AND IBTC ENVIRONMENTAL CLEARANCE DOCUMENT.**
2. Nature of Request: (Brief Overview) Attachments: X Yes No
Report on Program Manager Activity for 365 Tollway and IBTC Environmental Clearance Document.
3. Policy Implication: Board Policy, Local Government Code, Texas Government Code, Texas Transportation Code, TxDOT Policy
4. Budgeted: Yes No X N/A
5. Staff Recommendation: **Report only**
6. Program Manager's Recommendation: Approved Disapproved X None
7. Planning Committee's Recommendation: Approved Disapproved X None
8. Board Attorney's Recommendation: Approved Disapproved X None
9. Chief Auditor's Recommendation: Approved Disapproved X None
10. Chief Financial Officer's Recommendation: Approved Disapproved X None
11. Chief Development Engineer's Recommendation: Approved Disapproved X None
12. Chief Construction Engineer's Recommendation: Approved Disapproved X None
13. Executive Director's Recommendation: Approved Disapproved X None



HCRMA Board of Directors
S. David Deanda, Jr., Chairman
Forrest Runnels, Vice-Chairman
Ricardo Perez, Secretary/Treasurer
Josue Reyes, Director
R. David Guerra, Director
Aquiles J. Garza Jr., Director
Alonzo Cantu, Director

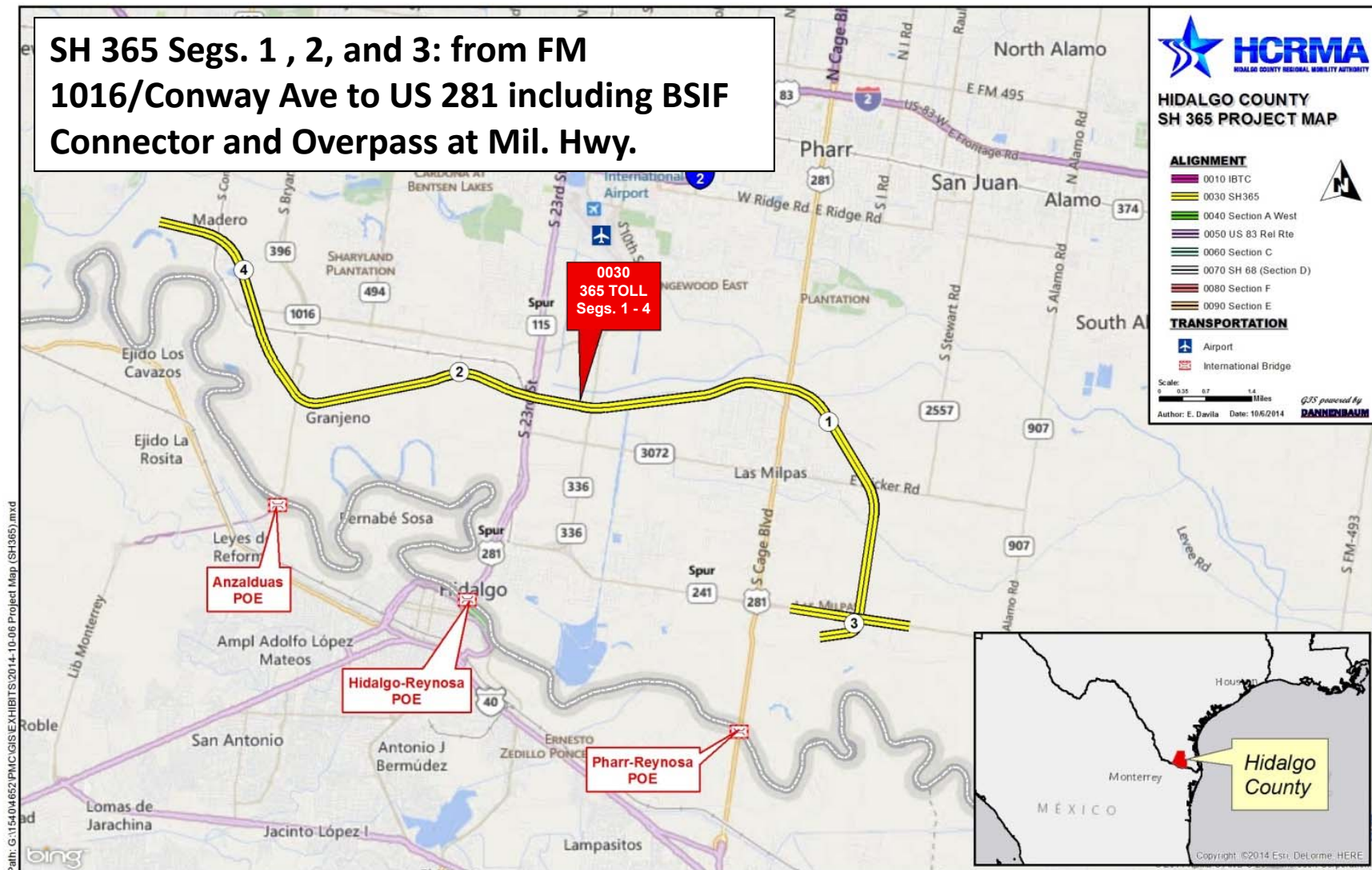
HCRMA Staff

Pilar Rodriguez, PE, Executive Director
Eric Davila, PE, CFM, Chief Development Engineer
Ramon Navarro IV, PE, CFM, Construction Engineer
Celia Gaona, CIA, Auditor/Compliance Officer
Jose Castillo, Chief Financial Officer
Carlos "CJ" Moreno, Jr., Acquisition Coordinator
Maria Alaniz, Admin. Assistant
Flor E. Koll, Admin. Assistant III (Constr.)
Sergio Mandujano, Construction Records Keeper

Program Management Consultant
DANNENBAUM ENGINEERING CORP

PMC/GEC STATUS REPORT (08/2017)

Project Overview for 365 Toll



- PMC WA 9 (MGT/GEC Tasks)
 - Managed/met/reviewed all development efforts done by other HCRMA consultants for 365 Toll.
 - Provided support to Staff for landowner coordination, meetings with stakeholders, in addition to Staff support for ROW document preparation, contract document support, and document control.
 - Merging PS&E sets from L&G and S&B into one cohesive plan set.
 - Merging support for integrating TEDSI's ITS/Tolling PS&E into final plan set.

- PMC WA 9 (MGT/GEC Tasks) Cont.
 - Construction Management tasks include
 - Managed US 281 / BSIF construction and document control systems (Appia and ProjectWise) for coordination with the Contractor and TxDOT.
 - Managing RFI, submittals, shop drawing reviews, and supporting logging of testing and inspection in coordination with HCRMA Construction Engineer and Records Keeper (including SW3P inspections, etc.) in addition to logging field changes.
- PMC WA 23 (IBTC ENV)
 - Coordinated with subconsultants (Blanton / Amatterra) on upcoming tasks to support classification letter generation. Additional details in the IBTC section of this report.

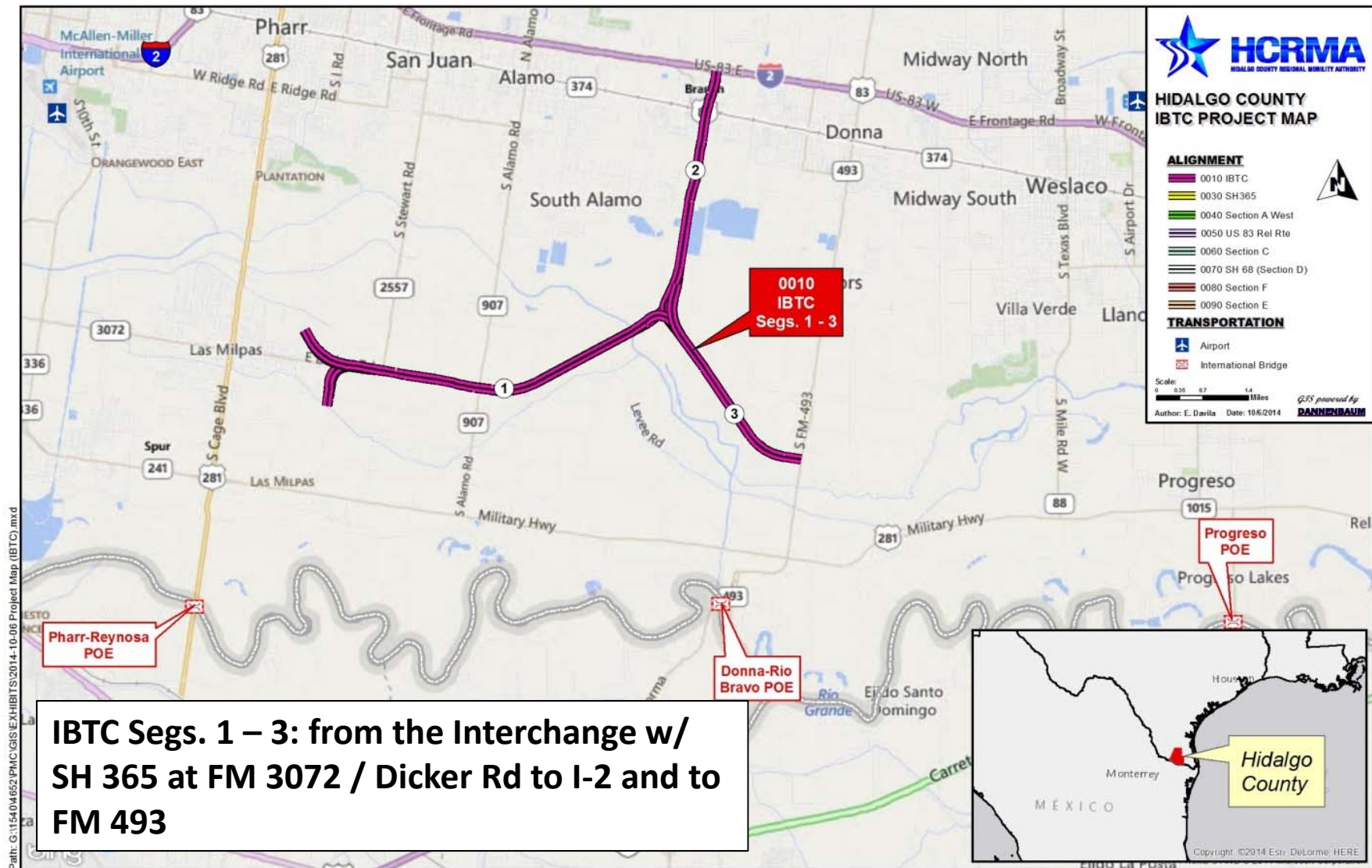
■ Design

- PS&E on 365 Segment 3 (US 281/BSIF) is 100% complete.
- PS&E on 365 Segments 1 and 2 are 99% complete.
- All requested subsurface utility exposures are 100% complete.
- Geo-technical for SH 365 Segment 3 (US 281) is 100% complete.
- Geo-technical for SH 365 Segments 1 and 2 are 100% complete.
- Onsite Hydrologic Studies for SH 365 Segments 1, 2, and 3 are 100% complete.

- **ROW Mapping / Acquisition**
 - ROW Maps and Parcels for Segments 1 & 2 delivered to ROW team.
 - Most appraisals completed, save for a few new levee parcels, along parcels modified for whole parcel takings, and in places where updated title information has become available.
 - Land acquisition ongoing throughout entire corridor from Anzalduas Bridge to US 281 Military Highway.
- **Utility Relocations**
 - Major utilities have been coordinated with and held kick-off meetings with said owners (cities, private utilities, irrigation districts, etc.). Continuing to negotiate relocation agreements, while coordinating movement of those that are ready to move.

- Environmental
 - EPIC
 - Currently updating SW3P and EPIC to the latest standards.
 - USIBWC
 - USIBWC received final levee relocation submittal for review and has indicated they will provide a Letter of No Objection to the HCRMA.
 - USACE 404 Permit & Wetland Mitigation Plan
 - The PMC is provided a design for the mitigation site.

Project Overview for IBTC



■ Design

- PS&E for IBTC Segments 1 - 3 are 40 to 60% complete.
- Geo-technical borehole efforts are on pause for IBTC Segments 1-3.
- Onsite Hydrologic Studies for IBTC have been reviewed and are being finalized.
- Subsurface Utility Exposures are 100% complete.

■ Environmental

- Evaluating data received from Atkins on work previously done including: cultural resources, early ROW acquisition, hazmat in order to get baseline of work done to date to support a classification request of an EA.
- PMC and subconsultants have provided a Draft classification letter to the HCRMA.

This Page
Intentionally
Left Blank

Item 1B

HIDALGO COUNTY REGIONAL MOBILITY AUTHORITY

AGENDA RECOMMENDATION FORM

BOARD OF DIRECTORS	<u> X </u>	AGENDA ITEM	<u> 1B </u>
PLANNING COMMITTEE	<u> </u>	DATE SUBMITTED	<u> 08/21/17 </u>
FINANCE COMMITTEE	<u> </u>	MEETING DATE	<u> 08/29/17 </u>
TECHNICAL COMMITTEE	<u> </u>		

1. Agenda Item: **REPORT ON CONSTRUCTION ACTIVITY FOR US 281/MILITARY HIGHWAY OVERPASS/BSIF CONNECTOR PROJECT.**
2. Nature of Request: (Brief Overview) Attachments: X Yes No
Report on Construction Activity for US 281/Military Highway Overpass/BSIF Connector Project
by Ramon Navarro, IV, Chief Construction Engineer.
3. Policy Implication: Board Policy, Local Government Code, Texas Government Code, Texas
Transportation Code, TxDOT Policy
4. Budgeted: Yes No X N/A
5. Staff Recommendation: **Report only.**
6. Program Manager's Recommendation: Approved Disapproved X None
7. Planning Committee's Recommendation: Approved Disapproved X None
8. Board Attorney's Recommendation: Approved Disapproved X None
9. Chief Auditor's Recommendation: Approved Disapproved X None
10. Chief Financial Officer's Recommendation: Approved Disapproved X None
11. Chief Construction Engineer's Recommendation: Approved Disapproved X None
12. Executive Director's Recommendation: Approved Disapproved X None



HCRMA

HIDALGO COUNTY REGIONAL MOBILITY AUTHORITY

US281 / BSIF CONNECTOR

CSJ# 0220-01-023



EXECUTIVE SUMMARY

- ◆ The Notice to Proceed (NTP) was issued to Foremost Paving on January 19, 2016, with time charges commencing on **February 17, 2016**.
- ◆ Project is to be completed within **535** calendar days. The specified number of “calendar days” in which the work is to be completed are 7 day consecutive Julian calendar days, inclusive of Saturdays, Sundays, including all holidays, regardless of weather conditions, material availability, or other conditions not under the control of the Contractor.
- ◆ The total construction cost was submitted at **\$19,425,546.44**.

HIDALGO COUNTY REGIONAL MOBILITY AUTHORITY

PLANS OF PROPOSED ROADWAY IMPROVEMENT

CSJ - 0220 - 01 - 023, ETC.

FEDERAL AID PROJECT NO. CB11 1, ETC.

US 281 (MILITARY ROAD) AND BSIF CONNECTOR

PROJECT LENGTH: US 281
ROADWAY: 9408 FT + 1.78 MI.
BRIDGE: 232 FT + 0.04 MI.
TOTAL: 9640 FT + 1.82 MI.

LIMITS: US 281 (MILITARY RD)
FROM: 0.47 MILES EAST OF SP 600
US 281 (SOUTH CASE BLVD)
TO: FM 2557 (SOUTH STEWART ROAD)

PROJECT LENGTH: BSIF CONNECTOR
ROADWAY: 3549 FT + 0.67 MI.
BRIDGE: 0 FT + 0.00 MI.
TOTAL: 3549 FT + 0.67 MI.

LIMITS FOR BSIF CONNECTOR
FROM: US 281 (MILITARY RD)
TO: SP 29 (VETERANS RD)

FINAL PLAN DATA:

FINAL CONTRACT PRICE: _____
CONTRACTOR'S NAME: _____
CONTRACTOR'S ADDRESS: _____
LETTING DATE: _____
DATE WORK BEGAN: _____
DATE WORK COMPLETED: _____
DATE OF ACCEPTANCE: _____
HCRMA DATE OF ACCEPTANCE: _____
CHANGE ORDERS & SUPP. AGREEMENTS: _____

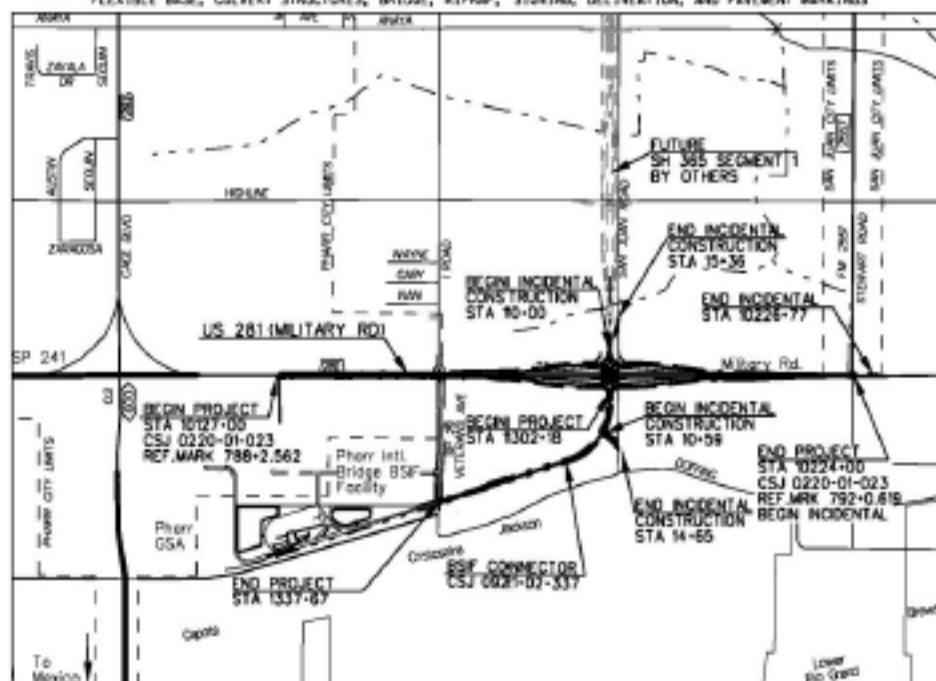
FILED: _____ DATE: _____
EXECUTIVE DIRECTOR

ALL CONSTRUCTION WORK WAS PERFORMED IN
ACCORDANCE WITH THE PLANS, SPECIFICATIONS
AND CONTRACT. ALL PROPOSED CONSTRUCTION
WAS COMPLETED UNLESS OTHERWISE NOTED.

SPECIFICATIONS ADOPTED BY THE TEXAS
DEPARTMENT OF TRANSPORTATION ON NOVEMBER
1, 2014 AND SPECIFICATION ITEMS LISTED
AND DATED AS FOLLOWS SHALL GOVERN ON
THIS PROJECT. REQUIRED CONTRACT
PROVISIONS FOR FEDERAL-AID CONSTRUCTION
CONTRACTS (FORM FHWA 1273, MAY 2012).

CONSTRUCTION OF WIDENING TO 4-LANE DIVIDED URBAN, ETC.

CONSISTING OF GRADING, CONCRETE PAVEMENT, ASPHALT, LIME TREATED SUBGRADE,
FLEXIBLE BASE, CULVERT STRUCTURES, BRIDGE, RIPRAP, SIGNING, DELINEATION, AND PAVEMENT MARKINGS



SCALE: 1"=1 MI.

LEGEND

--- CITY LIMITS

FEDERAL AID PROJECT NO.			
CB11 1, ETC.			
CONTRACT NO.	CONTRACT DATE	CONTRACT VALUE	CONTRACT TYPE
0220 01 - 023, ETC.	US 281		
BSIF	CONNECTOR	3549 FT + 0.67 MI.	



LOCAL ENTITIES	
HIDALGO COUNTY DRAINAGE DISTRICT NO. 1	DATE: _____
CONCURRENCE: _____	
NAME: _____	TITLE: _____
CITY OF PHARR	DATE: _____
CONCURRENCE: _____	
NAME: _____	TITLE: _____
SAN JUAN IRRIGATION DISTRICT	DATE: _____
CONCURRENCE: _____	
NAME: _____	TITLE: _____
HIDALGO COUNTY AGGREGATE	DATE: _____
CONCURRENCE: _____	
NAME: _____	TITLE: _____

HCRMA
HIDALGO COUNTY REGIONAL MOBILITY AUTHORITY

Texas Department of Transportation

DANNENBAUM
ENGINEERING CORPORATION
1011 E. SPRINGWAY ST.
SAN ANTONIO, TEXAS 78204
(214) 591-1111

LEDSI INFRASTRUCTURE GROUP
Consulting Engineers
4311 E. SPRINGWAY ST.
SAN ANTONIO, TEXAS 78204
(214) 591-1111

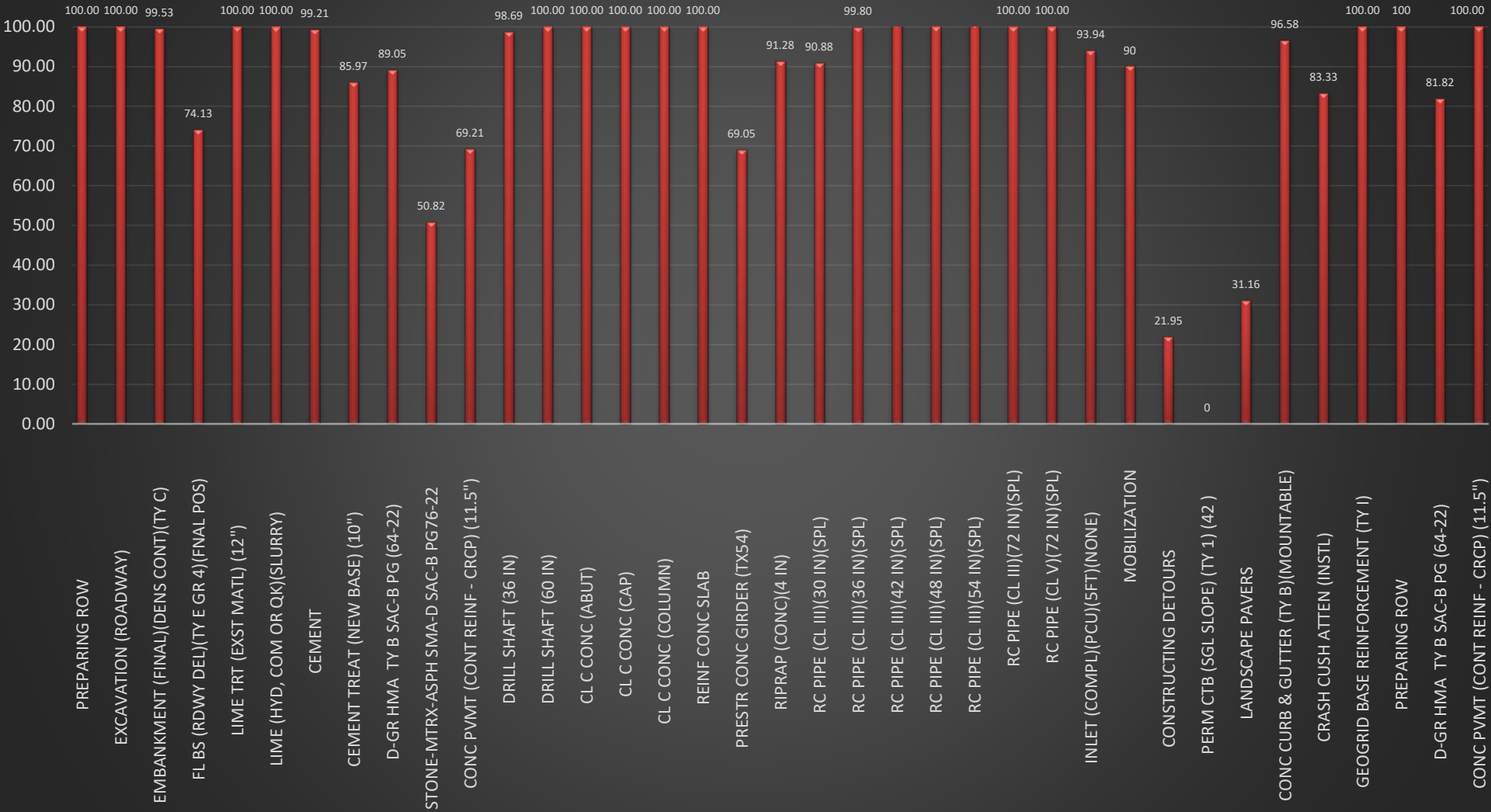
PROJECT DATA	
DESIGN SPEED: 45 mph - BSIF Connector - STA. 1302+18 TO STA. 1337+67 60 mph - US 281 - STA. 10127+00 TO STA. 10224+00	FUNCTION CLASS: BSIF CONNECTOR - LOCAL CONNECTOR US 281 - PRINCIPAL ARTERIAL
REGISTERED ACCESSIBILITY SPECIALIST (RAS): FOUR INSPECTION NOT REQUIRED	BRIDGE: STA. 10180+85.82 TO STA. 10183+77.82
EXCEPTIONS: NONE	EQUATIONS: NONE
RAILROAD CROSSINGS: NONE	

RECOMMENDED FOR LETTING: _____	RECOMMENDED FOR LETTING: _____
DANNENBAUM FME PROJECT MANAGER	HCRMA DISTRICT ENGINEER
SUBMITTED FOR LETTING: _____	APPROVED FOR LETTING: _____
LEDSI PROJECT ENGINEER	HCRMA EXECUTIVE DIRECTOR
SUBMITTED FOR LETTING: _____	
FOOT COUNCIL PLANNING/PROJECT MANAGEMENT SUPERVISOR	

SCHEDULE & CONSTRUCTION COSTS

- ◇ As of August 1, 2017, the project was 532 days into the contract, with 29 days remaining.
- ◇ The project is approximately 83.14% complete based on the total construction value estimated for payment Application (#18) in the amount of \$1,274,634.22; total paid to date \$15,979,343.16 leaving a remaining balance of \$3,240,794.78.
- ◇ Six (6) approved Change Order(s):
 - ◇ CO#1 4/26/16 2T KEBO Protective Slab +3 days \$6,623.32 .034%
 - ◇ CO#2 7/26/16 3A TCP / Plan Revisions \$(279,383.60) (1.44%)
 - ◇ CO#3 9/27/16 3A Backfill/Utilities/Removal items \$39,231.00 .202%
 - ◇ CO#4 3/28/17 Various items \$(42,564.95) (.222%)
 - ◇ CO#5 6/28/17 Various items +23 days \$22,341.85
 - ◇ CO#6 6/28/17 Transmaritime Fence \$24,265.00

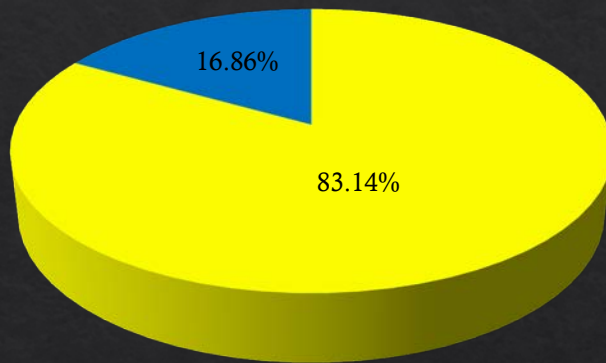
MAJOR ITEMS OF WORK



SCHEDULE & CONSTRUCTION COSTS

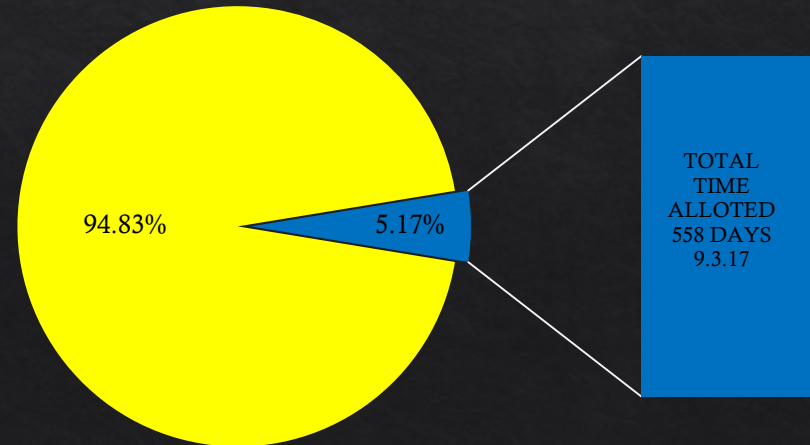
ESTIMATE PERCENTAGES

- ESTIMATE COMPLETED \$15,979,343.16
- ESTIMATE REMAINING \$3,240,794.78



JOB TIME EXPENDED

- TIME USED 532 DAYS
- TIME REMAINING 29 DAYS




Project Production

◆ Crews are primarily laying various hot mix courses and constructing the substructure for bridge overpass. In addition, crews are placing drill shafts for large sign structures, luminers and signal poles.









PAYMENT INFORMATION

&

DBE MONTHLY REPORT

INVOICE – PAYMENT DETAIL



Hidalgo County Regional Mobility Authority

Detailed Payment

0220-01-023 ETC

Description: County: HIDALGO
Type: WIDEN 4 LANE RURAL TO 6 LANES
Time: 535 WORKING DAYS
Highway: US 281
Length: 1.84
From: 0.45 Mi E of SP 600 (Cage Blvd.)

Payment Number: 18
Pay Period: 07/01/2017 to 07/31/2017
Approval Date: 08/22/2017

Prime Contractor: Foremost Paving Inc.
P.O. Box 29
Weslaco, Texas 78599

Payment Status: Approved
Awarded Project Amount: \$19,425,546.44
Authorized Amount: \$19,220,137.94

Line Number	Item	Unit	Unit Price	Awarded Quantity	Current Paid Quantity	Previous Paid Quantity	Total Quantity Paid To Date	Total Quantity Placed	Current Payment Amount	Total Amount Paid To Date
Section - 1 US 281										
0010	100-6002	STA	\$4,000.000	105.00	0.00	105.00	105.00	105.00	\$0.00	\$420,000.00
	PREPARING ROW									
0020	104-6009	SY	\$64.000	25.00	0.00	25.00	25.00	25.00	\$0.00	\$1,600.00
	REMOVING CONC (RIPRAP)									
0030	104-6017	SY	\$22.000	288.00	0.00	288.00	288.00	288.00	\$0.00	\$6,336.00
	REMOVING CONC (DRIVEWAYS)									
0040	104-6022	LF	\$3.500	1,646.00	0.00	1,646.00	1,646.00	1,646.00	\$0.00	\$5,761.00
	REMOVING CONC (CURB AND GUTTER)									

Line Number	Item	Unit	Unit Price	Awarded Quantity	Current Paid Quantity	Previous Paid Quantity	Total Quantity Paid To Date	Total Quantity Placed	Current Payment Amount	Total Amount Paid To Date
0050	104-6028 REMOVING CONC (MISC)	SY	\$15.500	175.00	0.00	175.00	175.00	175.00	\$0.00	\$2,712.50
0060	106-6002 OBLITERATING ABANDONED ROAD	SY	\$4.600	4,399.00	0.00	4,399.00	4,399.00	4,399.00	\$0.00	\$20,235.40
0070	110-6001 EXCAVATION (ROADWAY)	CY	\$4.000	60,439.00	0.00	60,438.50	60,438.50	60,438.50	\$0.00	\$241,754.00
0080	132-6006 EMBANKMENT (FINAL)(DENS CONT)(TY C)	CY	\$8.000	171,729.00	0.00	170,929.00	170,929.00	170,929.00	\$0.00	\$1,367,432.00
0090	160-6005 FURNISHING AND PLACING TOPSOIL	CY	\$40.000	50.00	0.00	0.00	0.00	0.00	\$0.00	\$0.00
0100	164-6035 DRILL SEEDING (PERM) (RURAL) (CLAY)	SY	\$0.350	67,610.00	30,912.11	0.00	30,912.11	30,912.11	\$10,819.24	\$10,819.24
0110	164-6041 DRILL SEEDING (TEMP) (WARM)	SY	\$0.320	67,610.00	0.00	19,933.87	19,933.87	19,933.87	\$0.00	\$6,378.84
0120	168-6001 VEGETATIVE WATERING	MG	\$30.000	1,000.00	0.00	0.00	0.00	0.00	\$0.00	\$0.00
0130	169-6001 SOIL RETENTION BLANKETS (CL 1) (TY A)	SY	\$0.850	13,008.00	0.00	0.00	0.00	0.00	\$0.00	\$0.00
0140	204-6003 SPRINKLING (DUST CONTROL)	MG	\$1.500	420.00	0.00	0.00	0.00	0.00	\$0.00	\$0.00
0150	247-6225 FL BS (RDWY DEL)(TY E GR 4)(FNAL POS)	CY	\$20.000	25,145.00	0.00	18,640.88	18,640.88	21,761.27	\$0.00	\$372,817.60
0160	251-6056 RWRK BS MTL(TY B)(8")(DEN CNT)(ORG POS)	CY	\$8.000	5,636.00	0.00	0.00	0.00	0.00	\$0.00	\$0.00
161	251-6056 RWRK BS MTL(TY B)(8")(DEN CNT)(ORG POS)	CY	\$8.000		0.00	22,468.43	22,468.43	22,468.43	\$0.00	\$179,747.44
0170	260-6011 LIME TRT (EXST MATL) (12")	SY	\$3.000	125,234.00	0.00	125,234.00	125,234.00	128,690.63	\$0.00	\$375,702.00
0180	260-6043 LIME (HYD, COM OR QK)(SLURRY)	TON	\$127.000	2,497.00	0.00	2,497.00	2,497.00	2,512.56	\$0.00	\$317,119.00
0190	260-6055 LIME TRT (NEW BASE)(22")	SY	\$5.000	305.00	0.00	0.00	0.00	0.00	\$0.00	\$0.00

Line Number	Item	Unit	Unit Price	Awarded Quantity	Current Paid Quantity	Previous Paid Quantity	Total Quantity Paid To Date	Total Quantity Placed	Current Payment Amount	Total Amount Paid To Date
0200	275-6001	TON	\$170.000	1,042.00	0.00	1,033.75	1,033.75	1,033.75	\$0.00	\$175,737.50
	CEMENT									
0210	275-6031	SY	\$2.000	109,817.00	0.00	94,410.05	94,410.05	94,410.05	\$0.00	\$188,820.10
	CEMENT TREAT (NEW BASE) (10")									
0220	310-6009	GAL	\$4.000	24,735.00	0.00	21,538.27	21,538.27	21,538.27	\$0.00	\$86,153.08
	PRIME COAT (MC-30)									
0230	341-6076	TON	\$70.000	20,056.00	650.84	17,860.85	18,511.69	18,511.69	\$45,558.80	\$1,295,818.30
	D-GR HMA TY B SAC-B PG (64-22)									
0240	346-6014	TON	\$95.000	8,750.00	0.00	0.00	0.00	0.00	\$0.00	\$0.00
	STONE-MTRX-ASPH SMA-D SAC-A PG76-22									
0250	346-6018	TON	\$90.000	20,046.00	7,334.38	10,187.62	17,522.00	17,522.00	\$660,094.20	\$1,576,980.00
	STONE-MTRX-ASPH SMA-D SAC-B PG76-22									
0260	346-7001	TON	\$83.000	11,456.00	0.00	0.00	0.00	0.00	\$0.00	\$0.00
	STONE-MTRX-ASPH SMA-D SAC-B PG64-22									
0270	354-6041	SY	\$5.000	1,581.00	0.00	0.00	0.00	0.00	\$0.00	\$0.00
	PLANE ASPH CONC PAV (1.5")									
0280	360-6014	SY	\$82.000	12,995.00	0.00	8,994.16	8,994.16	8,994.16	\$0.00	\$737,521.12
	CONC PVMT (CONT REINF - CRCP) (11.5")									
0290	400-6003	CY	\$38.000	846.00	0.00	836.40	836.40	836.40	\$0.00	\$31,783.20
	STRUCT EXCAV (PIPE)									
0300	400-6005	CY	\$75.000	462.00	0.00	427.54	427.54	427.54	\$0.00	\$32,065.50
	CEM STABIL BKFL									
0310	400-6006	SY	\$125.000	185.00	0.00	185.00	185.00	185.00	\$0.00	\$23,125.00
	CUT & RESTORING PAV									
0320	400-6011	CY	\$16.000	882.00	0.00	682.00	682.00	682.00	\$0.00	\$10,912.00
	SAND BACKFILL									
0330	402-6001	LF	\$1.000	11,017.00	0.00	11,693.00	11,693.00	11,693.00	\$0.00	\$11,693.00
	TRENCH EXCAVATION PROTECTION									
0340	416-6001	LF	\$73.000	252.00	0.00	252.00	252.00	252.00	\$0.00	\$18,396.00
	DRILL SHAFT (18 IN)									
0350	416-6002	LF	\$140.000	48.00	0.00	18.00	18.00	18.00	\$0.00	\$2,520.00
	DRILL SHAFT (24 IN)									

Line Number	Item	Unit	Unit Price	Awarded Quantity	Current Paid Quantity	Previous Paid Quantity	Total Quantity Paid To Date	Total Quantity Placed	Current Payment Amount	Total Amount Paid To Date
0360	416-6004 DRILL SHAFT (36 IN)	LF	\$108.000	1,038.00	0.00	1,024.40	1,024.40	1,024.40	\$0.00	\$110,635.20
0370	416-6006 DRILL SHAFT (48 IN)	LF	\$450.000	132.00	0.00	87.00	87.00	87.00	\$0.00	\$39,150.00
0380	416-6007 DRILL SHAFT (54 IN)	LF	\$465.000	77.00	0.00	26.00	26.00	26.00	\$0.00	\$12,090.00
0390	416-6008 DRILL SHAFT (60 IN)	LF	\$275.000	640.00	0.00	640.00	640.00	665.00	\$0.00	\$176,000.00
0400	416-6029 DRILL SHAFT (RDWY ILL POLE) (30 IN)	LF	\$185.000	40.00	0.00	0.00	0.00	0.00	\$0.00	\$0.00
0410	420-6013 CL C CONC (ABUT)	CY	\$1,000.000	114.80	0.00	114.80	114.80	114.80	\$0.00	\$114,800.00
0420	420-6029 CL C CONC (CAP)	CY	\$800.000	198.00	0.00	198.00	198.00	198.00	\$0.00	\$158,400.00
0430	420-6037 CL C CONC (COLUMN)	CY	\$1,925.000	75.60	0.00	75.60	75.60	75.60	\$0.00	\$145,530.00
0440	422-6001 REINF CONC SLAB	SF	\$14.000	23,360.00	23,360.00	0.00	23,360.00	23,360.00	\$327,040.00	\$327,040.00
0450	425-6039 PRESTR CONC GIRDER (TX54)	LF	\$144.000	2,835.00	877.50	1,957.50	2,835.00	2,835.00	\$126,360.00	\$408,240.00
0460	432-6001 RIPRAP (CONC)(4 IN)	CY	\$500.000	588.00	0.00	536.70	536.70	536.70	\$0.00	\$268,350.00
0470	432-6002 RIPRAP (CONC)(5 IN)	CY	\$460.000	124.00	0.00	0.00	0.00	0.00	\$0.00	\$0.00
0480	432-6006 RIPRAP (CONC)(CL B)	CY	\$1,500.000	1.75	0.00	0.00	0.00	0.00	\$0.00	\$0.00
0490	432-6045 RIPRAP (MOW STRIP)(4 IN)	CY	\$640.000	90.00	0.00	0.00	0.00	0.00	\$0.00	\$0.00
0500	450-6023 RAIL (TY SSTR)	LF	\$77.650	656.00	0.00	0.00	0.00	0.00	\$0.00	\$0.00
0510	454-6001 SEALED EXPANSION JOINT (4 IN) (SEJ - A)	LF	\$80.000	158.00	158.00	0.00	158.00	158.00	\$12,640.00	\$12,640.00

Line Number	Item	Unit	Unit Price	Awarded Quantity	Current Paid Quantity	Previous Paid Quantity	Total Quantity Paid To Date	Total Quantity Placed	Current Payment Amount	Total Amount Paid To Date
0520	464-6025 RC PIPE (CL V)(18 IN)	LF	\$55.000	227.00	0.00	227.00	227.00	227.00	\$0.00	\$12,485.00
0530	464-6029 RC PIPE (CL V)(48 IN)	LF	\$160.000	227.00	0.00	227.00	227.00	227.00	\$0.00	\$36,320.00
0540	464-6038 RC PIPE (CL III)(18 IN)(SPL)	LF	\$54.000	1,538.00	0.00	1,610.00	1,610.00	1,610.00	\$0.00	\$86,940.00
0550	464-6039 RC PIPE (CL III)(24 IN)(SPL)	LF	\$58.000	1,200.00	0.00	1,006.00	1,006.00	1,006.00	\$0.00	\$58,348.00
0560	464-6040 RC PIPE (CL III)(30 IN)(SPL)	LF	\$65.000	2,877.00	0.00	2,614.50	2,614.50	2,614.50	\$0.00	\$169,942.50
0570	464-6041 RC PIPE (CL III)(36 IN)(SPL)	LF	\$100.000	1,501.00	0.00	1,498.00	1,498.00	1,498.00	\$0.00	\$149,800.00
0580	464-6042 RC PIPE (CL III)(42 IN)(SPL)	LF	\$113.000	1,192.00	0.00	1,257.00	1,257.00	1,257.00	\$0.00	\$142,041.00
0590	464-6043 RC PIPE (CL III)(48 IN)(SPL)	LF	\$128.000	2,011.00	0.00	2,012.00	2,012.00	2,012.00	\$0.00	\$257,536.00
0600	464-6044 RC PIPE (CL III)(54 IN)(SPL)	LF	\$159.000	1,267.00	0.00	1,279.00	1,279.00	1,279.00	\$0.00	\$203,361.00
0610	464-7001 RC PIPE (CL III)(72 IN)(SPL)	LF	\$258.000	443.00	0.00	443.00	443.00	443.00	\$0.00	\$114,294.00
0620	464-7002 RC PIPE (CL V)(72 IN)(SPL)	LF	\$340.000	430.00	0.00	430.00	430.00	430.00	\$0.00	\$146,200.00
0630	465-6005 JCTBOX(COMPL)(PJB)(3FTX3FT)	EA	\$3,700.000	2.00	0.00	2.00	2.00	2.00	\$0.00	\$7,400.00
0640	465-6006 JCTBOX(COMPL)(PJB)(4FTX4FT)	EA	\$4,200.000	1.00	0.00	1.00	1.00	1.00	\$0.00	\$4,200.00
0650	465-6009 JCTBOX(COMPL)(PJB)(5FTX5FT)	EA	\$5,700.000	5.00	0.00	5.00	5.00	5.00	\$0.00	\$28,500.00
0660	465-6012 JCTBOX(COMPL)(PJB)(8FTX8FT)	EA	\$10,000.000	2.00	0.00	2.00	2.00	2.00	\$0.00	\$20,000.00
0670	465-6037 INLET (COMPL)(PCU)(5FT)(NONE)	EA	\$4,500.000	33.00	0.00	31.00	31.00	31.00	\$0.00	\$139,500.00

Line Number	Item	Unit	Unit Price	Awarded Quantity	Current Paid Quantity	Previous Paid Quantity	Total Quantity Paid To Date	Total Quantity Placed	Current Payment Amount	Total Amount Paid To Date
0680	465-6038	EA	\$4,900.000	4.00	0.00	3.00	3.00	3.00	\$0.00	\$14,700.00
	INLET (COMPL)(PCU)(5FT)(LEFT)									
0690	465-6040	EA	\$5,600.000	5.00	0.00	3.00	3.00	3.00	\$0.00	\$16,800.00
	INLET (COMPL)(PCU)(5FT)(BOTH)									
0700	465-6048	EA	\$5,800.000	8.00	0.00	8.00	8.00	8.00	\$0.00	\$46,400.00
	INLET (COMPL)(POD)(FG)(3FTX3FT)									
0710	465-7001	EA	\$6,500.000	2.00	0.00	2.00	2.00	2.00	\$0.00	\$13,000.00
	INLET (COMP) TY F (SPL)									
0720	496-6002	EA	\$600.000	3.00	0.00	3.00	3.00	3.00	\$0.00	\$1,800.00
	REMOV STR (INLET)									
0730	496-6003	EA	\$600.000	1.00	0.00	1.00	1.00	1.00	\$0.00	\$600.00
	REMOV STR (MANHOLE)									
0740	496-6004	EA	\$300.000	31.00	0.00	31.00	31.00	31.00	\$0.00	\$9,300.00
	REMOV STR (SET)									
0750	496-6005	EA	\$500.000	2.00	0.00	2.00	2.00	2.00	\$0.00	\$1,000.00
	REMOV STR (WINGWALL)									
0760	496-6006	EA	\$500.000	2.00	0.00	2.00	2.00	2.00	\$0.00	\$1,000.00
	REMOV STR (HEADWALL)									
0770	496-6007	LF	\$12.000	3,617.00	0.00	4,117.00	4,117.00	4,117.00	\$0.00	\$49,404.00
	REMOV STR (PIPE)									
0780	500-6001	LS	\$903,000.000	1.00	0.00	0.90	0.90	0.90	\$0.00	\$812,700.00
	MOBILIZATION									
0790	502-6001	MO	\$2,500.000	18.00	2.00	15.00	17.00	17.00	\$5,000.00	\$42,500.00
	BARRICADES, SIGNS AND TRAFFIC HANDLING									
0800	506-6001	LF	\$65.000	76.00	0.00	67.00	67.00	67.00	\$0.00	\$4,355.00
	ROCK FILTER DAMS (INSTALL) (TY 1)									
0810	506-6011	LF	\$30.000	76.00	0.00	10.00	10.00	10.00	\$0.00	\$300.00
	ROCK FILTER DAMS (REMOVE)									
0820	506-6021	SY	\$30.000	360.00	0.00	360.00	360.00	360.00	\$0.00	\$10,800.00
	CONSTRUCTION EXITS (INSTALL) (TY 2)									
0830	506-6024	SY	\$15.000	360.00	0.00	0.00	0.00	0.00	\$0.00	\$0.00
	CONSTRUCTION EXITS (REMOVE)									

Line Number	Item	Unit	Unit Price	Awarded Quantity	Current Paid Quantity	Previous Paid Quantity	Total Quantity Paid To Date	Total Quantity Placed	Current Payment Amount	Total Amount Paid To Date
0840	506-6041	LF	\$6.500	885.00	0.00	1,227.00	1,227.00	1,227.00	\$0.00	\$7,975.50
	BIODEG EROSN CONT LOGS (INSTL) (12")									
0850	506-6043	LF	\$0.750	885.00	0.00	0.00	0.00	0.00	\$0.00	\$0.00
	BIODEG EROSN CONT LOGS (REMOVE)									
0860	508-6001	SY	\$41.000	7,137.00	0.00	1,566.30	1,566.30	1,566.30	\$0.00	\$64,218.30
	CONSTRUCTING DETOURS									
0870	512-6001	LF	\$8.000	9,182.00	0.00	6,780.00	6,780.00	6,780.00	\$0.00	\$54,240.00
	PORT CTB (FUR & INST)(SGL SLOPE)(TY 1)									
0880	512-6025	LF	\$3.000	8,722.00	0.00	356.00	356.00	356.00	\$0.00	\$1,068.00
	PORT CTB (MOVE)(SGL SLP)(TY 1)									
0890	512-6049	LF	\$7.000	9,182.00	0.00	0.00	0.00	0.00	\$0.00	\$0.00
	PORT CTB (REMOVE)(SGL SLP)(TY 1)									
0900	514-6001	LF	\$78.000	3,886.00	0.00	0.00	0.00	0.00	\$0.00	\$0.00
	PERM CTB (SGL SLOPE) (TY 1) (42)									
0910	514-6004	LF	\$155.000	190.00	0.00	0.00	0.00	0.00	\$0.00	\$0.00
	PERM CTB (SGL SLOPE) (TY 4) (42)									
0920	528-6004	SY	\$50.000	2,613.00	0.00	814.10	814.10	814.10	\$0.00	\$40,705.00
	LANDSCAPE PAVERS									
0930	529-6003	LF	\$15.000	2,089.00	0.00	2,089.00	2,089.00	2,099.30	\$0.00	\$31,335.00
	CONC CURB (TY II A)									
0940	529-7001	LF	\$15.000	2,216.00	0.00	0.00	0.00	0.00	\$0.00	\$0.00
	CONC CURB & GUTTER (TY II A)									
0950	529-6028	LF	\$10.500	16,196.00	0.00	15,642.00	15,642.00	15,642.00	\$0.00	\$164,241.00
	CONC CURB & GUTTER (TY B)(MOUNTABLE)									
0960	529-7002	LF	\$8.250	11,772.00	0.00	0.00	0.00	0.00	\$0.00	\$0.00
	CONC CURB (TY B) (MOUNTABLE)									
0970	530-6004	SY	\$75.000	212.00	162.00	50.00	212.00	844.26	\$12,150.00	\$15,900.00
	DRIVEWAYS (CONC)									
0980	530-6005	SY	\$21.000	814.00	0.00	953.11	953.11	953.11	\$0.00	\$20,015.31
	DRIVEWAYS (ACP)									
0990	531-6004	EA	\$1,350.000	16.00	0.00	0.00	0.00	0.00	\$0.00	\$0.00
	CURB RAMPS (TY 1)									

Line Number	Item	Unit	Unit Price	Awarded Quantity	Current Paid Quantity	Previous Paid Quantity	Total Quantity Paid To Date	Total Quantity Placed	Current Payment Amount	Total Amount Paid To Date
1000	536-6002	SY	\$65.000	549.00	0.00	0.00	0.00	0.00	\$0.00	\$0.00
	CONC MEDIAN									
1010	540-6001	LF	\$18.750	1,545.00	400.00	0.00	400.00	400.00	\$7,500.00	\$7,500.00
	MTL W-BEAM GD FEN (TIM POST)									
1020	540-6006	EA	\$1,475.000	4.00	0.00	0.00	0.00	0.00	\$0.00	\$0.00
	MTL BEAM GD FEN TRANS (THRIE-BEAM)									
1030	540-6016	EA	\$850.000	9.00	1.00	0.00	1.00	1.00	\$850.00	\$850.00
	DOWNSTREAM ANCHOR TERMINAL SECTION									
1040	542-6001	LF	\$2.000	267.00	0.00	267.00	267.00	267.00	\$0.00	\$534.00
	REMOVE METAL BEAM GUARD FENCE									
1050	544-6001	EA	\$2,090.000	9.00	2.00	0.00	2.00	2.00	\$4,180.00	\$4,180.00
	GUARDRAIL END TREATMENT (INSTALL)									
1060	544-6003	EA	\$385.000	2.00	0.00	0.00	0.00	0.00	\$0.00	\$0.00
	GUARDRAIL END TREATMENT (REMOVE)									
1070	545-6001	EA	\$9,850.000	18.00	0.00	15.00	15.00	15.00	\$0.00	\$147,750.00
	CRASH CUSH ATTEN (INSTL)									
1080	545-6003	EA	\$1,450.000	10.00	0.00	0.00	0.00	0.00	\$0.00	\$0.00
	CRASH CUSH ATTEN (MOVE & RESET)									
1090	545-6005	EA	\$875.000	16.00	0.00	2.00	2.00	2.00	\$0.00	\$1,750.00
	CRASH CUSH ATTEN (REMOVE)									
1100	560-6007	EA	\$225.000	6.00	0.00	0.00	0.00	0.00	\$0.00	\$0.00
	MAILBOX INSTALL-S (WC-POST) TY 3									
1110	560-6013	EA	\$690.000	1.00	0.00	0.00	0.00	0.00	\$0.00	\$0.00
	MAILBOX INSTALL-M (TWW-POST) TY 4									
1120	610-6106	EA	\$1,850.000	8.00	0.00	0.00	0.00	0.00	\$0.00	\$0.00
	IN RD IL (U/P) (TY 2) (150W EQ) LED									
1130	610-6191	EA	\$3,950.000	19.00	0.00	0.00	0.00	0.00	\$0.00	\$0.00
	IN RD IL (TY SP) 38S-8-8 (250W EQ) LED									
1140	610-6214	EA	\$2,895.000	5.00	0.00	3.00	3.00	3.00	\$0.00	\$8,685.00
	IN RD IL (TY SA) 40T-8 (250W EQ) LED									
1150	618-6016	LF	\$15.000	140.00	0.00	8.00	8.00	8.00	\$0.00	\$120.00
	CONDT (PVC) (SCH 40) (1")									

Line Number	Item	Unit	Unit Price	Awarded Quantity	Current Paid Quantity	Previous Paid Quantity	Total Quantity Paid To Date	Total Quantity Placed	Current Payment Amount	Total Amount Paid To Date
1160	618-6023	LF	\$5.000	7,123.50	1,399.00	2,144.00	3,543.00	3,543.00	\$6,995.00	\$17,715.00
	CONDT (PVC) (SCH 40) (2")									
1170	618-6033	LF	\$10.000	892.00	30.00	552.00	582.00	582.00	\$300.00	\$5,820.00
	CONDT (PVC) (SCH 40) (4")									
1180	618-6062	LF	\$15.000	306.00	0.00	306.00	306.00	306.00	\$0.00	\$4,590.00
	CONDT (RM) (3/4")									
1190	620-6005	LF	\$1.500	306.00	0.00	0.00	0.00	0.00	\$0.00	\$0.00
	ELEC CONDR (NO.10) BARE									
1200	620-6006	LF	\$1.600	612.00	0.00	0.00	0.00	0.00	\$0.00	\$0.00
	ELEC CONDR (NO.10) INSULATED									
1210	620-6007	LF	\$1.400	6,599.50	0.00	0.00	0.00	0.00	\$0.00	\$0.00
	ELEC CONDR (NO.8) BARE									
1220	620-6008	LF	\$1.500	10,961.00	0.00	0.00	0.00	0.00	\$0.00	\$0.00
	ELEC CONDR (NO.8) INSULATED									
1230	620-6009	LF	\$1.700	329.00	0.00	0.00	0.00	0.00	\$0.00	\$0.00
	ELEC CONDR (NO.6) BARE									
1240	620-6010	LF	\$1.800	678.00	0.00	0.00	0.00	0.00	\$0.00	\$0.00
	ELEC CONDR (NO.6) INSULATED									
1250	621-6005	LF	\$1.800	1,663.00	0.00	0.00	0.00	0.00	\$0.00	\$0.00
	TRAY CABLE (4 CONDR) (12 AWG)									
1260	624-6001	EA	\$520.000	20.00	0.00	5.00	5.00	5.00	\$0.00	\$2,600.00
	GROUND BOX TY A (122311)									
1270	624-6002	EA	\$750.000	5.00	0.00	2.00	2.00	2.00	\$0.00	\$1,500.00
	GROUND BOX TY A (122311)W/APRON									
1280	624-6007	EA	\$745.000	2.00	0.00	0.00	0.00	0.00	\$0.00	\$0.00
	GROUND BOX TY C (162911)									
1290	628-6050	EA	\$3,850.000	3.00	0.00	3.00	3.00	5.00	\$0.00	\$11,550.00
	ELC SRV TY A 240/480 060(NS)SS(T)TP(O)									
1300	628-6300	EA	\$2,150.000	1.00	0.00	0.00	0.00	0.00	\$0.00	\$0.00
	ELC SRV TY T 120/240 000(NS)GS(L)TP(O)									
1310	636-6001	SF	\$20.000	108.00	0.00	0.00	0.00	0.00	\$0.00	\$0.00
	ALUMINUM SIGNS (TY A)									

Line Number	Item	Unit	Unit Price	Awarded Quantity	Current Paid Quantity	Previous Paid Quantity	Total Quantity Paid To Date	Total Quantity Placed	Current Payment Amount	Total Amount Paid To Date
1320	636-6003	SF	\$22.000	925.00	0.00	0.00	0.00	0.00	\$0.00	\$0.00
	ALUMINUM SIGNS (TY O)									
1330	644-6027	EA	\$505.000	48.00	0.00	0.00	0.00	0.00	\$0.00	\$0.00
	IN SM RD SN SUP&AM TYS80(1)SA(P)									
1340	644-6030	EA	\$600.000	20.00	0.00	0.00	0.00	0.00	\$0.00	\$0.00
	IN SM RD SN SUP&AM TYS80(1)SA(T)									
1350	644-6033	EA	\$725.000	3.00	0.00	0.00	0.00	0.00	\$0.00	\$0.00
	IN SM RD SN SUP&AM TYS80(1)SA(U)									
1360	644-6034	EA	\$885.000	1.00	0.00	0.00	0.00	0.00	\$0.00	\$0.00
	IN SM RD SN SUP&AM TYS80(1)SA(U-1EXT)									
1370	644-6038	EA	\$1,050.000	3.00	0.00	0.00	0.00	0.00	\$0.00	\$0.00
	IN SM RD SN SUP&AM TYS80(1)SA(U-EXAL)									
1380	644-6064	EA	\$1,605.000	4.00	0.00	0.00	0.00	0.00	\$0.00	\$0.00
	IN BRIDGE MNT CLEARANCE SGN ASSM(TY N)									
1390	644-6076	EA	\$50.000	33.00	0.00	18.00	18.00	18.00	\$0.00	\$900.00
	REMOVE SM RD SN SUP&AM									
1400	647-6003	EA	\$545.000	1.00	0.00	1.00	1.00	1.00	\$0.00	\$545.00
	REMOVE LRSA									
1410	650-6025	EA	\$21,500.000	1.00	0.00	0.00	0.00	0.00	\$0.00	\$0.00
	INS OH SN SUP(25 FT CANT)									
1420	650-6032	EA	\$24,785.000	3.00	0.00	2.00	2.00	2.00	\$0.00	\$49,570.00
	INS OH SN SUP(30 FT CANT)									
1430	650-6038	EA	\$25,750.000	3.00	0.00	2.00	2.00	2.00	\$0.00	\$51,500.00
	INS OH SN SUP(35 FT CANT)									
1440	658-6001	EA	\$45.000	26.00	0.00	0.00	0.00	0.00	\$0.00	\$0.00
	INSTL DEL ASSM (D-SW)SZ 1(FLX)GND									
1450	658-6013	EA	\$19.000	8.00	0.00	0.00	0.00	0.00	\$0.00	\$0.00
	INSTL DEL ASSM (D-SW)SZ (BRF)CTB									
1460	658-6026	EA	\$19.000	236.00	0.00	0.00	0.00	0.00	\$0.00	\$0.00
	INSTL DEL ASSM (D-SY)SZ (BRF)CTB									
1470	658-6036	EA	\$53.000	41.00	0.00	0.00	0.00	0.00	\$0.00	\$0.00
	INSTL DEL ASSM (D-DW)SZ 1(FLX)GND									

Line Number	Item	Unit	Unit Price	Awarded Quantity	Current Paid Quantity	Previous Paid Quantity	Total Quantity Paid To Date	Total Quantity Placed	Current Payment Amount	Total Amount Paid To Date
1480	658-6048	EA	\$46.000	6.00	0.00	0.00	0.00	0.00	\$0.00	\$0.00
	INSTL OM ASSM (OM-2Z)(FLX)GND									
1490	658-6061	EA	\$35.000	19.00	0.00	0.00	0.00	0.00	\$0.00	\$0.00
	INST DEL ASSM (D-SW) SZ 1 (BRF) GF 2									
1500	662-6004	LF	\$0.480	39,360.00	0.00	28,377.00	28,377.00	28,377.00	\$0.00	\$13,620.96
	WK ZN PAV MRK NON-REMOV (W)4"(SLD)									
1510	662-6034	LF	\$0.480	39,800.00	0.00	33,784.00	33,784.00	33,784.00	\$0.00	\$16,216.32
	WK ZN PAV MRK NON-REMOV (Y)4"(SLD)									
1520	662-6050	EA	\$4.000	964.00	0.00	1,008.00	1,008.00	1,008.00	\$0.00	\$4,032.00
	WK ZN PAV MRK REMOV (REFL) TY II-A-A									
1530	662-6063	LF	\$0.750	2,310.00	0.00	0.00	0.00	0.00	\$0.00	\$0.00
	WK ZN PAV MRK REMOV (W)4"(SLD)									
1531	662-6063	LF	\$0.750		0.00	7,063.00	7,063.00	7,063.00	\$0.00	\$5,297.25
	WK ZN PAV MRK REMOV (W)4"(SLD)									
1540	662-6095	LF	\$0.750	2,845.00	0.00	0.00	0.00	0.00	\$0.00	\$0.00
	WK ZN PAV MRK REMOV (Y)4"(SLD)									
1541	662-6095	LF	\$0.750		0.00	9,119.00	9,119.00	9,119.00	\$0.00	\$6,839.25
	WK ZN PAV MRK REMOV (Y)4"(SLD)									
1550	662-6109	EA	\$1.000	1,020.00	0.00	0.00	0.00	0.00	\$0.00	\$0.00
	WK ZN PAV MRK SHT TERM (TAB)TY W									
1560	662-6111	EA	\$1.000	2,028.00	0.00	0.00	0.00	0.00	\$0.00	\$0.00
	WK ZN PAV MRK SHT TERM (TAB)TY Y-2									
1570	666-6030	LF	\$1.100	50.00	0.00	0.00	0.00	0.00	\$0.00	\$0.00
	REFL PAV MRK TY I (W)8"(DOT)(100MIL)									
1580	666-6036	LF	\$1.100	5,459.00	0.00	0.00	0.00	0.00	\$0.00	\$0.00
	REFL PAV MRK TY I (W)8"(SLD)(100MIL)									
1590	666-6048	LF	\$3.300	351.00	0.00	0.00	0.00	0.00	\$0.00	\$0.00
	REFL PAV MRK TY I (W)24"(SLD)(100MIL)									
1600	666-6224	LF	\$0.250	5,476.00	0.00	0.00	0.00	0.00	\$0.00	\$0.00
	PAVEMENT SEALER 4"									
1610	666-6226	LF	\$0.500	2,341.00	0.00	0.00	0.00	0.00	\$0.00	\$0.00
	PAVEMENT SEALER 8"									

Line Number	Item	Unit	Unit Price	Awarded Quantity	Current Paid Quantity	Previous Paid Quantity	Total Quantity Paid To Date	Total Quantity Placed	Current Payment Amount	Total Amount Paid To Date
1620	666-6230 PAVEMENT SEALER 24"	LF	\$1.500	264.00	0.00	0.00	0.00	0.00	\$0.00	\$0.00
1630	666-6300 RE PM W/RET REQ TY I (W)4"(BRK)(100MIL)	LF	\$0.480	4,280.00	0.00	0.00	0.00	0.00	\$0.00	\$0.00
1640	666-6303 RE PM W/RET REQ TY I (W)4"(SLD)(100MIL)	LF	\$0.480	30,147.00	0.00	0.00	0.00	0.00	\$0.00	\$0.00
1650	666-6312 RE PM W/RET REQ TY I (Y)4"(BRK)(100MIL)	LF	\$0.480	2,000.00	0.00	0.00	0.00	0.00	\$0.00	\$0.00
1660	666-6315 RE PM W/RET REQ TY I (Y)4"(SLD)(100MIL)	LF	\$0.480	32,158.00	0.00	0.00	0.00	0.00	\$0.00	\$0.00
1670	668-6005 PREFAB PAV MRK TY B (W)(4")(BRK)CNTST	LF	\$8.000	140.00	0.00	0.00	0.00	0.00	\$0.00	\$0.00
1680	668-6077 PREFAB PAV MRK TY C (W) (ARROW)	EA	\$200.000	23.00	0.00	0.00	0.00	0.00	\$0.00	\$0.00
1690	668-6080 PREFAB PAV MRK TY C (W) (UTURN ARROW)	EA	\$400.000	3.00	0.00	0.00	0.00	0.00	\$0.00	\$0.00
1700	668-6085 PREFAB PAV MRK TY C (W) (WORD)	EA	\$300.000	18.00	0.00	0.00	0.00	0.00	\$0.00	\$0.00
1710	668-6092 PREFAB PAV MRK TY C (W) (36")(YLD TRI)	EA	\$30.000	45.00	0.00	0.00	0.00	0.00	\$0.00	\$0.00
1720	672-6007 REFL PAV MRKR TY I-C	EA	\$4.000	147.00	0.00	0.00	0.00	0.00	\$0.00	\$0.00
1730	672-6008 REFL PAV MRKR TY I-R	EA	\$4.000	28.00	0.00	0.00	0.00	0.00	\$0.00	\$0.00
1740	672-6009 REFL PAV MRKR TY II-A-A	EA	\$4.000	695.00	0.00	0.00	0.00	0.00	\$0.00	\$0.00
1750	672-6010 REFL PAV MRKR TY II-C-R	EA	\$4.000	378.00	0.00	0.00	0.00	0.00	\$0.00	\$0.00
1760	677-6001 ELIM EXT PAV MRK & MRKS (4")	LF	\$0.300	11,700.00	0.00	0.00	0.00	0.00	\$0.00	\$0.00
1761	677-6001 ELIM EXT PAV MRK & MRKS (4")	LF	\$0.300		0.00	23,326.00	23,326.00	23,326.00	\$0.00	\$6,997.80

Line Number	Item	Unit	Unit Price	Awarded Quantity	Current Paid Quantity	Previous Paid Quantity	Total Quantity Paid To Date	Total Quantity Placed	Current Payment Amount	Total Amount Paid To Date
1770	677-6003	LF	\$0.600	120.00	0.00	500.00	500.00	500.00	\$0.00	\$300.00
	ELIM EXT PAV MRK & MRKS (8")									
1780	677-6007	LF	\$1.800	640.00	0.00	980.00	980.00	980.00	\$0.00	\$1,764.00
	ELIM EXT PAV MRK & MRKS (24")									
1790	677-6008	EA	\$12.000	2.00	0.00	0.00	0.00	0.00	\$0.00	\$0.00
	ELIM EXT PAV MRK & MRKS (ARROW)									
1791	677-6008	EA	\$12.000		0.00	12.00	12.00	12.00	\$0.00	\$144.00
	ELIM EXT PAV MRK & MRKS (ARROW)									
1800	677-6012	EA	\$12.000	1.00	0.00	0.00	0.00	0.00	\$0.00	\$0.00
	ELIM EXT PAV MRK & MRKS (WORD)									
1801	677-6012	EA	\$12.000		0.00	4.00	4.00	4.00	\$0.00	\$48.00
	ELIM EXT PAV MRK & MRKS (WORD)									
1810	680-6002	EA	\$18,500.000	1.00	0.00	0.00	0.00	0.00	\$0.00	\$0.00
	INSTALL HWY TRF SIG (ISOLATED)									
1820	680-6004	EA	\$2,400.000	2.00	0.00	2.00	2.00	2.00	\$0.00	\$4,800.00
	REMOVING TRAFFIC SIGNALS									
1830	682-6001	EA	\$175.000	14.00	0.00	0.00	0.00	0.00	\$0.00	\$0.00
	VEH SIG SEC (12")LED(GRN)									
1840	682-6002	EA	\$175.000	2.00	0.00	0.00	0.00	0.00	\$0.00	\$0.00
	VEH SIG SEC (12")LED(GRN ARW)									
1850	682-6003	EA	\$175.000	14.00	0.00	0.00	0.00	0.00	\$0.00	\$0.00
	VEH SIG SEC (12")LED(YEL)									
1860	682-6004	EA	\$175.000	2.00	0.00	0.00	0.00	0.00	\$0.00	\$0.00
	VEH SIG SEC (12")LED(YEL ARW)									
1870	682-6005	EA	\$175.000	14.00	0.00	0.00	0.00	0.00	\$0.00	\$0.00
	VEH SIG SEC (12")LED(RED)									
1880	682-6018	EA	\$465.000	12.00	0.00	4.00	4.00	4.00	\$0.00	\$1,860.00
	PED SIG SEC (LED)(COUNTDOWN)									
1890	682-6023	EA	\$75.000	4.00	0.00	0.00	0.00	0.00	\$0.00	\$0.00
	BACK PLATE (12")(3 SEC)									
1900	684-6010	LF	\$1.800	1,582.00	0.00	0.00	0.00	0.00	\$0.00	\$0.00
	TRF SIG CBL (TY A)(12 AWG)(5 CONDR)									

Line Number	Item	Unit	Unit Price	Awarded Quantity	Current Paid Quantity	Previous Paid Quantity	Total Quantity Paid To Date	Total Quantity Placed	Current Payment Amount	Total Amount Paid To Date
1910	684-6012	LF	\$1.900	3,381.00	0.00	0.00	0.00	0.00	\$0.00	\$0.00
	TRF SIG CBL (TY A)(12 AWG)(7 CONDR)									
1920	684-6028	LF	\$1.200	3,039.00	0.00	0.00	0.00	0.00	\$0.00	\$0.00
	TRF SIG CBL (TY A)(14 AWG)(2 CONDR)									
1930	686-6035	EA	\$7,200.000	1.00	0.00	0.00	0.00	0.00	\$0.00	\$0.00
	INS TRF SIG PL AM(S)1 ARM(32')LUM									
1940	686-6043	EA	\$9,950.000	1.00	0.00	1.00	1.00	1.00	\$0.00	\$9,950.00
	INS TRF SIG PL AM(S)1 ARM(40')LUM									
1950	686-6183	EA	\$17,850.000	1.00	1.00	0.00	1.00	1.00	\$17,850.00	\$17,850.00
	INS TRF SIG PL AM(S)2 ARM(50-32')LUM									
1960	686-6191	EA	\$18,500.000	1.00	0.00	1.00	1.00	1.00	\$0.00	\$18,500.00
	INS TRF SIG PL AM(S)2 ARM(50 - 40')LUM									
1970	687-6001	EA	\$1,050.000	8.00	0.00	3.00	3.00	3.00	\$0.00	\$3,150.00
	PED POLE ASSEMBLY									
1980	688-6001	EA	\$805.000	12.00	0.00	0.00	0.00	0.00	\$0.00	\$0.00
	PED DETECT PUSH BUTTON (APS)									
1990	688-6003	EA	\$3,500.000	1.00	0.00	0.00	0.00	0.00	\$0.00	\$0.00
	PED DETECTOR CONTROLLER UNIT									
2000	688-6004	LF	\$8.000	1,270.00	0.00	0.00	0.00	0.00	\$0.00	\$0.00
	VEH LP DETECT (SAWCUT)									
2010	1008-6001	LF	\$44.000	420.00	0.00	420.00	420.00	420.00	\$0.00	\$18,480.00
	PRSSR IRRIG PVC PIPE (18")									
2020	1008-7001	LF	\$75.000	680.00	0.00	680.00	680.00	680.00	\$0.00	\$51,000.00
	PRESS IRRIG PVC (15 IN)									
2030	1008-6002	EA	\$130.000	120.00	0.00	120.00	120.00	120.00	\$0.00	\$15,600.00
	PRSSR IRRIG PVC PIPE (24")									
2040	1008-7002	LF	\$123.000	100.00	0.00	100.00	100.00	100.00	\$0.00	\$12,300.00
	PRESS IRRIG PVC (21 IN)									
2050	1008-7003	LF	\$213.000	130.00	0.00	130.00	130.00	130.00	\$0.00	\$27,690.00
	PRESS IRRIG PVC (30 IN)									
2060	1007-6004	EA	\$10,000.000	1.00	0.00	0.00	0.00	0.00	\$0.00	\$0.00
	IRRIGATION WELL (24")									

Line Number	Item	Unit	Unit Price	Awarded Quantity	Current Paid Quantity	Previous Paid Quantity	Total Quantity Paid To Date	Total Quantity Placed	Current Payment Amount	Total Amount Paid To Date
2070	464-6026 RC PIPE (CL V)(24 IN)	LF	\$70.000	576.00	0.00	576.00	576.00	576.00	\$0.00	\$40,320.00
2080	464-6028 RC PIPE (CL V)(42 IN)	LF	\$185.000	112.00	0.00	112.00	112.00	112.00	\$0.00	\$20,720.00
2090	465-6011 JCTBOX(COMPL)(PJB)(6FTX6FT)	EA	\$8,200.000	2.00	2.00	0.00	2.00	2.00	\$16,400.00	\$16,400.00
2100	5001-6001 GEOGRID BASE REINFORCEMENT (TY I)	SY	\$1.150	111,633.00	0.00	111,633.00	111,633.00	112,550.65	\$0.00	\$128,377.95
2730	662-6071 WK ZN PAV MRK REMOV (W)8"(SLD)	LF	\$0.600		0.00	1,046.00	1,046.00	1,046.00	\$0.00	\$627.60
2750	9608-6002 UNIQUE CHANGE ORDER ITEM 2	DOL	\$12.000		0.00	800.00	800.00	800.00	\$0.00	\$9,600.00
2770	344-6104 SUPERPAVE MIXTURES SP-D SAC-B PG64-22	TON	\$79.320		0.00	0.00	0.00	0.00	\$0.00	\$0.00
2780	9608-6004 UNIQUE CHANGE ORDER ITEM 4	DOL	\$6,966.670		0.00	0.00	0.00	0.00	\$0.00	\$0.00
2790	416-6032 DRILL SHAFT (TRF SIG POLE) (36 IN)	LF	\$265.000		0.00	26.00	26.00	26.00	\$0.00	\$6,890.00
2800	625-6003 ZINC-COAT STL WIRE STRAND (3/8")	LF	\$2.500		0.00	200.00	200.00	200.00	\$0.00	\$500.00
2810	628-6301 ELC SRV TY T 120/240 000(NS)GS(L)TS(O)	EA	\$1,200.000		0.00	1.00	1.00	1.00	\$0.00	\$1,200.00
2820	680-6001 INSTALL HWY TRF SIG (FLASH BEACON)	EA	\$1,450.000		0.00	1.00	1.00	1.00	\$0.00	\$1,450.00
2830	686-6020 INS TRF SIG PL AM (S)STR(TY D)LUM	EA	\$6,000.000		0.00	2.00	2.00	2.00	\$0.00	\$12,000.00
2840	9608-6005 UNIQUE CHANGE ORDER ITEM 5	DOL	\$6,966.670		0.00	5.00	5.00	5.00	\$0.00	\$34,833.35
2850	344-6104 SUPERPAVE MIXTURES SP-D SAC-B PG64-22	TON	\$79.320		2,334.30	9,121.70	11,456.00	14,271.81	\$185,156.68	\$908,689.92
2860	1007-6004 IRRIGATION WELL (24")	EA	\$10,000.000		0.00	2.00	2.00	2.00	\$0.00	\$20,000.00

Line Number	Item	Unit	Unit Price	Awarded Quantity	Current Paid Quantity	Previous Paid Quantity	Total Quantity Paid To Date	Total Quantity Placed	Current Payment Amount	Total Amount Paid To Date
2870	618-6024 LF CONDT (PVC) (SCH 40) (2") (BORE)		\$20.000		0.00	90.00	90.00	90.00	\$0.00	\$1,800.00
2940	104-6015 SY REMOVING CONC (SIDEWALKS)		\$21.000		0.00	65.00	65.00	65.00	\$0.00	\$1,365.00
2950	110-6001 CY EXCAVATION (ROADWAY)		\$23.000		0.00	65.00	65.00	65.00	\$0.00	\$1,495.00
2960	104-6021 LF REMOVING CONC (CURB)		\$10.000		0.00	117.00	117.00	117.00	\$0.00	\$1,170.00
2970	104-6024 SY REMOVING CONC (RETAINING WALLS)		\$60.000		0.00	40.00	40.00	40.00	\$0.00	\$2,400.00
2980	432-6001 CY RIPRAP (CONC)(4 IN)		\$60.000		0.00	78.00	78.00	78.00	\$0.00	\$4,680.00
2990	529-6029 LF CONC CURB & GUTTER (TY A)		\$27.000		0.00	110.00	110.00	110.00	\$0.00	\$2,970.00
3000	529-6032 LF CONCRETE GUTTER (MODIFIED)		\$27.000		0.00	117.00	117.00	117.00	\$0.00	\$3,159.00
3010	530-6004 SY DRIVEWAYS (CONC)		\$90.000		0.00	172.00	172.00	172.00	\$0.00	\$15,480.00
3020	531-6013 EA CURB RAMPS (TY 10)		\$1,600.000		0.00	2.00	2.00	2.00	\$0.00	\$3,200.00
3030	9608-6006 DOL UNIQUE CHANGE ORDER ITEM 6		\$2,350.000		0.00	1.00	1.00	1.00	\$0.00	\$2,350.00
3040	550-6003 LF CHAIN LINK FENCE (REMOVE)		\$15.000		0.00	117.00	117.00	117.00	\$0.00	\$1,755.00
3050	423-6008 SF RETAINING WALL (CAST - IN - PLACE)		\$35.000		0.00	250.00	250.00	250.00	\$0.00	\$8,750.00
Section Totals:									\$1,438,893.92	\$14,100,321.03
Section - 2 BSIF										
2110	100-6002 STA PREPARING ROW		\$4,000.000	36.00	0.00	36.00	36.00	36.00	\$0.00	\$144,000.00
2120	110-6001 CY EXCAVATION (ROADWAY)		\$4.000	7,639.00	0.00	7,541.30	7,541.30	7,541.30	\$0.00	\$30,165.20

Line Number	Item	Unit	Unit Price	Awarded Quantity	Current Paid Quantity	Previous Paid Quantity	Total Quantity Paid To Date	Total Quantity Placed	Current Payment Amount	Total Amount Paid To Date
2130	132-6006	CY	\$8.000	2,845.00	0.00	1,410.00	1,410.00	1,410.00	\$0.00	\$11,280.00
	EMBANKMENT (FINAL)(DENS CONT)(TY C)									
2140	160-6005	CY	\$40.000	50.00	0.00	0.00	0.00	0.00	\$0.00	\$0.00
	FURNISHING AND PLACING TOPSOIL									
2150	164-6035	SY	\$0.350	18,282.00	0.00	0.00	0.00	0.00	\$0.00	\$0.00
	DRILL SEEDING (PERM) (RURAL) (CLAY)									
2160	164-6041	SY	\$0.320	18,282.00	0.00	0.00	0.00	0.00	\$0.00	\$0.00
	DRILL SEEDING (TEMP) (WARM)									
2170	168-6001	MG	\$30.000	500.00	0.00	0.00	0.00	0.00	\$0.00	\$0.00
	VEGETATIVE WATERING									
2180	204-6003	MG	\$1.500	136.00	0.00	0.00	0.00	0.00	\$0.00	\$0.00
	SPRINKLING (DUST CONTROL)									
2190	247-6225	CY	\$20.000	757.00	0.00	769.20	769.20	769.20	\$0.00	\$15,384.00
	FL BS (RDWY DEL)(TY E GR 4)(FNAL POS)									
2200	260-6011	SY	\$3.000	17,022.00	0.00	20,333.89	20,333.89	20,333.89	\$0.00	\$61,001.67
	LIME TRT (EXST MATL) (12")									
2210	260-6015	SY	\$3.000	3,403.00	0.00	4,842.52	4,842.52	4,842.52	\$0.00	\$14,527.56
	LIME TRT (NEW BASE)(8")									
2220	260-6043	TON	\$127.000	366.00	0.00	421.24	421.24	421.24	\$0.00	\$53,497.48
	LIME (HYD, COM OR QK)(SLURRY)									
2230	310-6009	GAL	\$4.000	3,383.00	0.00	2,942.14	2,942.14	2,942.14	\$0.00	\$11,768.56
	PRIME COAT (MC-30)									
2240	341-6076	TON	\$70.000	1,849.00	0.00	1,512.78	1,512.78	1,512.78	\$0.00	\$105,894.60
	D-GR HMA TY B SAC-B PG (64-22)									
2250	346-6014	TON	\$95.000	354.00	0.00	0.00	0.00	0.00	\$0.00	\$0.00
	STONE-MTRX-ASPH SMA-D SAC-A PG76-22									
2260	360-6014	SY	\$82.000	12,693.00	0.00	12,693.00	12,693.00	12,693.00	\$0.00	\$1,040,826.00
	CONC PVMT (CONT REINF - CRCP) (11.5")									
2270	400-6003	CY	\$38.000	319.00	0.00	319.00	319.00	319.00	\$0.00	\$12,122.00
	STRUCT EXCAV (PIPE)									
2280	400-6011	CY	\$16.000	757.00	0.00	1,029.00	1,029.00	1,029.00	\$0.00	\$16,464.00
	SAND BACKFILL									

Line Number	Item	Unit	Unit Price	Awarded Quantity	Current Paid Quantity	Previous Paid Quantity	Total Quantity Paid To Date	Total Quantity Placed	Current Payment Amount	Total Amount Paid To Date
2290	402-6001	LF	\$1.000	271.00	0.00	271.00	271.00	271.00	\$0.00	\$271.00
	TRENCH EXCAVATION PROTECTION									
2300	416-6029	LF	\$185.000	16.00	0.00	0.00	0.00	0.00	\$0.00	\$0.00
	DRILL SHAFT (RDWY ILL POLE) (30 IN)									
2310	432-6006	CY	\$1,500.000	0.70	0.00	0.00	0.00	0.00	\$0.00	\$0.00
	RIPRAP (CONC)(CL B)									
2320	464-6038	LF	\$54.000	272.00	0.00	272.00	272.00	272.00	\$0.00	\$14,688.00
	RC PIPE (CL III)(18 IN)(SPL)									
2330	464-6039	LF	\$58.000	80.00	0.00	80.00	80.00	80.00	\$0.00	\$4,640.00
	RC PIPE (CL III)(24 IN)(SPL)									
2340	464-6042	LF	\$113.000	40.00	0.00	40.00	40.00	40.00	\$0.00	\$4,520.00
	RC PIPE (CL III)(42 IN)(SPL)									
2350	467-6363	EA	\$1,000.000	10.00	0.00	10.00	10.00	10.00	\$0.00	\$10,000.00
	SET (TY II) (18 IN) (RCP) (6: 1) (P)									
2360	496-6007	LF	\$12.000	271.00	0.00	271.00	271.00	271.00	\$0.00	\$3,252.00
	REMOV STR (PIPE)									
2370	496-6018	EA	\$1,500.000	3.00	0.00	3.00	3.00	3.00	\$0.00	\$4,500.00
	REMOVE STR (CONC)									
2380	500-6001	LS	\$97,000.000	1.00	0.00	0.90	0.90	0.90	\$0.00	\$87,300.00
	MOBILIZATION									
2390	502-6001	MO	\$2,500.000	0.00	0.00	0.00	0.00	0.00	\$0.00	\$0.00
	BARRICADES, SIGNS AND TRAFFIC HANDLING									
2400	506-6041	LF	\$6.500	300.00	0.00	0.00	0.00	0.00	\$0.00	\$0.00
	BIODEG EROSN CONT LOGS (INSTL) (12")									
2410	506-6043	LF	\$0.750	300.00	0.00	0.00	0.00	0.00	\$0.00	\$0.00
	BIODEG EROSN CONT LOGS (REMOVE)									
2420	530-6005	SY	\$21.000	133.00	0.00	0.00	0.00	0.00	\$0.00	\$0.00
	DRIVEWAYS (ACP)									
2430	618-6023	LF	\$5.000	32.00	0.00	0.00	0.00	0.00	\$0.00	\$0.00
	CONDT (PVC) (SCH 40) (2")									
2440	620-6007	LF	\$1.400	32.00	0.00	0.00	0.00	0.00	\$0.00	\$0.00
	ELEC CONDR (NO.8) BARE									

Line Number	Item	Unit	Unit Price	Awarded Quantity	Current Paid Quantity	Previous Paid Quantity	Total Quantity Paid To Date	Total Quantity Placed	Current Payment Amount	Total Amount Paid To Date
2450	620-6008	LF	\$1.500	64.00	0.00	0.00	0.00	0.00	\$0.00	\$0.00
	ELEC CONDR (NO.8) INSULATED									
2460	624-6002	EA	\$750.000	2.00	0.00	0.00	0.00	0.00	\$0.00	\$0.00
	GROUND BOX TY A (122311)W/APRON									
2470	628-6050	EA	\$3,850.000	2.00	0.00	0.00	0.00	0.00	\$0.00	\$0.00
	ELC SRV TY A 240/480 060(NS)SS(T)TP(O)									
2480	644-6027	EA	\$505.000	22.00	0.00	0.00	0.00	0.00	\$0.00	\$0.00
	IN SM RD SN SUP&AM TYS80(1)SA(P)									
2490	644-6030	EA	\$600.000	2.00	0.00	0.00	0.00	0.00	\$0.00	\$0.00
	IN SM RD SN SUP&AM TYS80(1)SA(T)									
2500	644-6034	EA	\$885.000	1.00	0.00	0.00	0.00	0.00	\$0.00	\$0.00
	IN SM RD SN SUP&AM TYS80(1)SA(U-1EXT)									
2510	644-6038	EA	\$1,050.000	2.00	0.00	0.00	0.00	0.00	\$0.00	\$0.00
	IN SM RD SN SUP&AM TYS80(1)SA(U-EXAL)									
2520	662-6109	EA	\$1.000	88.00	0.00	0.00	0.00	0.00	\$0.00	\$0.00
	WK ZN PAV MRK SHT TERM (TAB)TY W									
2530	662-6111	EA	\$1.000	118.00	0.00	0.00	0.00	0.00	\$0.00	\$0.00
	WK ZN PAV MRK SHT TERM (TAB)TY Y-2									
2540	666-6303	LF	\$0.480	4,146.00	0.00	0.00	0.00	0.00	\$0.00	\$0.00
	RE PM W/RET REQ TY I (W)4"(SLD)(100MIL)									
2550	666-6036	LF	\$1.100	334.00	0.00	0.00	0.00	0.00	\$0.00	\$0.00
	REFL PAV MRK TY I (W)8"(SLD)(100MIL)									
2560	666-6048	LF	\$3.300	27.00	0.00	0.00	0.00	0.00	\$0.00	\$0.00
	REFL PAV MRK TY I (W)24"(SLD)(100MIL)									
2570	666-6315	LF	\$0.480	6,104.00	0.00	0.00	0.00	0.00	\$0.00	\$0.00
	RE PM W/RET REQ TY I (Y)4"(SLD)(100MIL)									
2580	666-6224	LF	\$0.250	10,250.00	0.00	0.00	0.00	0.00	\$0.00	\$0.00
	PAVEMENT SEALER 4"									
2590	666-6226	LF	\$0.500	334.00	0.00	0.00	0.00	0.00	\$0.00	\$0.00
	PAVEMENT SEALER 8"									
2600	666-6230	LF	\$1.500	27.00	0.00	0.00	0.00	0.00	\$0.00	\$0.00
	PAVEMENT SEALER 24"									

Line Number	Item	Unit	Unit Price	Awarded Quantity	Current Paid Quantity	Previous Paid Quantity	Total Quantity Paid To Date	Total Quantity Placed	Current Payment Amount	Total Amount Paid To Date
2610	668-6077 PREFAB PAV MRK TY C (W) (ARROW)	EA	\$200.000	2.00	0.00	0.00	0.00	0.00	\$0.00	\$0.00
2620	668-6085 PREFAB PAV MRK TY C (W) (WORD)	EA	\$300.000	2.00	0.00	0.00	0.00	0.00	\$0.00	\$0.00
2630	672-6006 REFL PAV MRKR TY I-A	EA	\$4.000	37.00	0.00	0.00	0.00	0.00	\$0.00	\$0.00
2640	672-6007 REFL PAV MRKR TY I-C	EA	\$4.000	17.00	0.00	0.00	0.00	0.00	\$0.00	\$0.00
2650	672-6009 REFL PAV MRKR TY II-A-A	EA	\$4.000	130.00	0.00	0.00	0.00	0.00	\$0.00	\$0.00
2660	672-6010 REFL PAV MRKR TY II-C-R	EA	\$4.000	37.00	0.00	0.00	0.00	0.00	\$0.00	\$0.00
2670	1008-7001 PRESS IRRIG PVC (15 IN)	LF	\$75.000	198.00	0.00	198.00	198.00	198.00	\$0.00	\$14,850.00
2680	1008-7003 PRESS IRRIG PVC (30 IN)	LF	\$213.000	73.00	0.00	73.00	73.00	73.00	\$0.00	\$15,549.00
2690	1007-7001 IRRIGATION VALVE (12")	EA	\$2,200.000	3.00	0.00	4.00	4.00	4.00	\$0.00	\$8,800.00
2700	1007-6005 IRRIGATION WELL (30")	EA	\$11,000.000	2.00	0.00	2.00	2.00	2.00	\$0.00	\$22,000.00
2710	1008-6001 PRSSR IRRIG PVC PIPE (18")	EA	\$44.000	924.00	0.00	95.00	95.00	95.00	\$0.00	\$4,180.00
2720	1008-6003 PRSSR IRRIG PVC PIPE (12")	EA	\$26.000	375.00	0.00	375.00	375.00	375.00	\$0.00	\$9,750.00
2740	9608-6001 UNIQUE CHANGE ORDER ITEM 1	DOL	\$320.000		0.00	2.00	2.00	2.00	\$0.00	\$640.00
2760	9608-6003 UNIQUE CHANGE ORDER ITEM 3	DOL	\$6,623.320		0.00	1.00	1.00	1.00	\$0.00	\$6,623.32
Section Totals:									\$0.00	\$1,728,494.39
Total Payments:									\$1,438,893.92	\$15,828,815.42

Time Charges

Time Limit	Original Deadline	Authorized Deadline	Charges This Period	Damages This Period	Days Completed to Date	Days Remaining to Date	Damages to Date
Substantial Completion	535 Days	561 Days	530 Days	\$0.00	530 Days	31 Days	\$0.00
Total Damages:							\$0.00

Stockpiles

Stockpile	Current Advancements	Advancements to Date	Current Recoveries	Recoveries To Date
#1 : SECTION 1 (US-281) PRESS IRRIG PVC (15 IN) 20201008-7001 - PRESS IRRIG PVC (15 IN)	\$0.00	\$2,076.80	\$0.00	\$2,076.80
#2 : SECTION 1 (US-281) PRESS IRRIG PVC (21 IN) 20401008-7002 - PRESS IRRIG PVC (21 IN)	\$0.00	\$2,170.00	\$0.00	\$2,170.00
#3 : SECTION 1 (US-281) CRASH CUSH ATTEN (INSTL) 1070545-6001 - CRASH CUSH ATTEN (INSTL)	\$0.00	\$85,146.00	\$0.00	\$85,146.00
#4 : SECTION 2 (BSIF) PRSSR IRRIG PVC PIPE (18") 27101008-6001 - PRSSR IRRIG PVC PIPE (18")	\$0.00	\$0.00	\$0.00	\$0.00
#5 : SECTION 1 (US-281) CONCRETE DECK PANELS 0440422-6001 - REINF CONC SLAB	\$0.00	\$62,917.60	\$62,917.60	\$62,917.60
#6 : SECTION 1 (US-281) PRESTR CONCRETE GIRDERS (TX54) 0450425-6039 - PRESTR CONC GIRDER (TX54)	\$0.00	\$262,889.58	\$81,370.58	\$262,889.58
#7 : SECTION 1 (US-281) IN RD IL (TY SA)38S-8-8 (ANCHOR BOLT ASSEMBLY) 1130610-6191 - IN RD IL (TY SP) 38S-8-8 (250W EQ) LED	\$0.00	\$3,573.90	\$0.00	\$0.00
#8 : SECTION 1 (US-281) IN RD IL (TY SA) 40T-8 (ANCHOR BOLT ASSEMBLY) 1140610-6214 - IN RD IL (TY SA) 40T-8 (250W EQ) LED	\$0.00	\$847.00	\$0.00	\$508.20
#9 : SECTION 1 (US-281) INS TRF SIG PL (32') (ANCHOR BOLT ASSEMBLY) 1930686-6035 - INS TRF SIG PL AM(S)1 ARM(32')LUM	\$0.00	\$424.60	\$0.00	\$0.00
#10 : SECTION 1 (US-281) INS TRG SIGN PL AM(40')(ANCHOR BOLT ASSEMBLY) 1940686-6043 - INS TRF SIG PL AM(S)1 ARM(40')LUM	\$0.00	\$537.90	\$0.00	\$537.90
#11 : SECTION 1 (US-281) INS TRF SIG PL AM(50-32')(ANCHOR BOLT ASSEMBLY) 1950686-6183 - INS TRF SIG PL AM(S)2 ARM(50-32')LUM	\$0.00	\$13,071.52	\$13,071.52	\$13,071.52

Stockpile	Current Advancements	Advancements to Date	Current Recoveries	Recoveries To Date
#12 : SECTION 1 (US-281)INS TRF SIG PL AM(50-40')(ANCHOR BOLT ASSEMBLY) 1960686-6191 - INS TRF SIG PL AM(S)2 ARM(50 - 40')LUM	\$0.00	\$1,149.50	\$0.00	\$1,149.50
#13 : SECTION 1 (US-281) IN RD IL (TY SP) 38S-8-8 LED-LIGHT FIXTURE 1130610-6191 - IN RD IL (TY SP) 38S-8-8 (250W EQ) LED	\$0.00	\$16,948.00	\$0.00	\$0.00
#14 : SECTION 1 (US-281) IN RD IL (TY SA)40t-8 LED-LIGHT FIXTURE 1140610-6214 - IN RD IL (TY SA) 40T-8 (250W EQ) LED	\$0.00	\$2,230.00	\$0.00	\$1,338.00
#15 : SECTION 1 (US-281) INS TRF SIG PL 32' LUM-LIGHT FIXTURES 1930686-6035 - INS TRF SIG PL AM(S)1 ARM(32')LUM	\$0.00	\$852.00	\$0.00	\$0.00
#16 : SECTION 1 (US-281) INS TRF SIG PL 40' LUM-POLE FIXTURES 1940686-6043 - INS TRF SIG PL AM(S)1 ARM(40')LUM	\$0.00	\$852.00	\$0.00	\$852.00
#17 : SECTION 1 (US-281) INS OH SN SUP (35FT CANT)ANCHOR BOLTS 1430650-6038 - INS OH SN SUP(35 FT CANT)	\$0.00	\$4,152.00	\$0.00	\$2,768.00
#18 : SECTION 1 (US-281) INS OH SN SUP (30 FT CANT)ANCHOR BOLTS 1420650-6032 - INS OH SN SUP(30 FT CANT)	\$0.00	\$3,624.00	\$0.00	\$2,416.00
#19 : SECTION 1 (US-281) INS OH SN SUP (25 FT CANT) ANCHOR BOLTS 1410650-6025 - INS OH SN SUP(25 FT CANT)	\$0.00	\$1,028.00	\$0.00	\$0.00
#21 : SECTION 1 (US-281) INLET(COMPL)(PCU)(5FT)(LEFT) 0680465-6038 - INLET (COMPL)(PCU)(5FT)(LEFT)	-\$2,440.00	\$4,880.00	\$0.00	\$4,880.00
#22 : SECTION 1 (US-281)INLET(COMPL)(PCU)(5FT)(BOTH) 0690465-6040 - INLET (COMPL)(PCU)(5FT)(BOTH)	\$0.00	\$2,905.00	\$0.00	\$2,905.00
#23 : SECTION 1 (US-281)INLET(COMPL)(PCU)(5FT)(NONE) 0670465-6037 - INLET (COMPL)(PCU)(5FT)(NONE)	-\$4,460.00	\$26,760.00	\$0.00	\$26,760.00
#24 : SECTION 1 (US-281 IN RD IL (TY SP) 38S-8-8 LED POLE 1130610-6191 - IN RD IL (TY SP) 38S-8-8 (250W EQ) LED	\$0.00	\$27,608.90	\$0.00	\$0.00
#25 : SECTION 1 (US-281) IN RD IL (TY SA)40T-8 LED POLE 1140610-6214 - IN RD IL (TY SA) 40T-8 (250W EQ) LED	\$0.00	\$7,408.50	\$0.00	\$4,445.10
#26 : SECTION 1 (US-281) INS TRF SIG PL (32') LUM POLE 1930686-6035 - INS TRF SIG PL AM(S)1 ARM(32')LUM	\$0.00	\$4,605.70	\$0.00	\$0.00
#27 : SECTION 1 (US-281) INS TRF SIG PL (40') LUM POLE 1940686-6043 - INS TRF SIG PL AM(S)1 ARM(40')LUM	\$0.00	\$6,587.90	\$0.00	\$6,587.90
#28 : SECTION 1 (US-281) INS TRF SIGN PL (50-40') LUM-POLE 1960686-6191 - INS TRF SIG PL AM(S)2 ARM(50 - 40')LUM	\$0.00	\$12,311.78	\$0.00	\$12,311.78

Stockpile	Current Advancements	Advancements to Date	Current Recoveries	Recoveries To Date
#29 : SECTION 1 (US-281) INS OH SN SUPT(35 FT CANT)COLUMN 1430650-6038 - INS OH SN SUP(35 FT CANT)	\$0.00	\$46,296.00	\$0.00	\$30,864.00
#30 : SECTION 1(US-281) INS OH SN SUP(30 FT CANT)COLUMN 1420650-6032 - INS OH SN SUP(30 FT CANT)	\$0.00	\$43,896.00	\$0.00	\$29,264.00
#31 : SECTION 1 (US-281)IN OH SN SUP(25 FT CANT)COLUMN 1410650-6025 - INS OH SN SUP(25 FT CANT)	\$0.00	\$11,033.00	\$0.00	\$0.00
#32 : SECTION 1 (US-281) IN RD IL(U/P)(TY2) BRACKET 1120610-6106 - IN RD IL (U/P) (TY 2) (150W EQ) LED	\$0.00	\$4,536.00	\$0.00	\$0.00
#33 : SECTION 1 (US-281)INSTALL HWY TRAF SIG (ISOLATED) 1810680-6002 - INSTALL HWY TRF SIG (ISOLATED)	\$0.00	\$11,800.00	\$0.00	\$0.00
#34 : SECTION 1 (US-281) VEH SIG LED GRN 1830682-6001 - VEH SIG SEC (12")LED(GRN)	\$0.00	\$1,568.00	\$0.00	\$0.00
#35 : SECTION 1 (US-281) VEH SIG LED GRN ARROW 1840682-6002 - VEH SIG SEC (12")LED(GRN ARW)	\$0.00	\$250.00	\$0.00	\$0.00
#36 : SECTION 1 (US-281) VEH SIG LED YELLOW 1850682-6003 - VEH SIG SEC (12")LED(YEL)	\$0.00	\$1,610.00	\$0.00	\$0.00
#37 : SECTION 1 (US-281) VEH SIG LED YELLOW ARROW 1860682-6004 - VEH SIG SEC (12")LED(YEL ARW)	\$0.00	\$232.00	\$0.00	\$0.00
#38 : SECTION 1 (US-281) VEH SIG LED RED 1870682-6005 - VEH SIG SEC (12")LED(RED)	\$0.00	\$1,554.00	\$0.00	\$0.00
#39 : SECTION 1 (US-281) PED SINAL LED COUNTDOWN 1880682-6018 - PED SIG SEC (LED)(COUNTDOWN)	\$0.00	\$3,600.00	\$0.00	\$1,200.00
#40 : SECTION 1 (US-281) PED POLE ASSEMBLY 1970687-6001 - PED POLE ASSEMBLY	\$0.00	\$1,925.00	\$0.00	\$0.00
#41 : SECTION 1 (US-281) PED DETECT PB ABS 1980688-6001 - PED DETECT PUSH BUTTON (APS)	\$0.00	\$6,300.00	\$0.00	\$0.00
#42 : SECTION 1 (US-281) PED DETECT CONTROLLER 1990688-6003 - PED DETECTOR CONTROLLER UNIT	\$0.00	\$2,695.00	\$0.00	\$0.00
Totals:	-\$6,900.00	\$694,853.18	\$157,359.70	\$557,058.88

Summary

Current Approved Work:	\$1,438,893.92	Approved Work To Date:	\$15,828,815.42
Stockpile Advancement:	-\$6,900.00	Stockpile Advancement To Date:	\$694,853.18
Current Retainage:	\$0.00	Retainage To Date:	\$0.00
Current Retainage Released:	\$0.00	Retainage Released To Date:	\$0.00
Stockpile Recovery:	\$157,359.70	Stockpile Recovery To Date:	\$557,058.88
Current Liquidated Damages:	\$0.00	Liquidated Damages To Date:	\$0.00
Current Adjustment:	\$0.00	Adjustments To Date:	\$12,733.44
Current Taxes:	\$0.00	Taxes To Date:	\$0.00
Current Payment:	\$1,274,634.22	Payments To Date:	\$15,979,343.16

Funding Details

HCRMA:	\$0.00	HCRMA To Date:	\$1,793,495.99
TXDOT:	\$1,438,893.92	TXDOT To Date:	\$14,035,319.43
Current Payment:	\$1,438,893.92	Payments To Date:	\$15,828,815.42


Project Manager


Date

Stakeholder

Date

INVOICE PAYMENT



Hidalgo County Regional Mobility Authority

Payment Invoice

0220-01-023 ETC

Description: County: HIDALGO
Type: WIDEN 4 LANE RURAL TO 6 LANES
Time: 535 WORKING DAYS
Highway: US 281
Length: 1.84
From: 0.45 Mi E of SP 600 (Cage Blvd.)

Payment Number: 18
Pay Period: 07/01/2017 to 07/31/2017
Approval Date: 08/22/2017

Prime Contractor: Foremost
Paving Inc.
P.O. Box 29
Weslaco, Texas
78599
Payment Status: Approved
Awarded Project Amount: \$19,425,546.44
Authorized Amount: \$19,220,137.94

Line Number	Item	Unit	Current Paid Quantity	Unit Price	Amount
Section - 1 US 281					
0100	164-6035 DRILL SEEDING (PERM) (RURAL) (CLAY)	SY	30,912.11	\$0.350	\$10,819.24
0230	341-6076 D-GR HMA TY B SAC-B PG (64-22)	TON	650.84	\$70.000	\$45,558.80
0250	346-6018 STONE-MTRX-ASPH SMA-D SAC-B PG76-22	TON	7,334.38	\$90.000	\$660,094.20
0440	422-6001 REINF CONC SLAB	SF	23,360.00	\$14.000	\$327,040.00
0450	425-6039 PRESTR CONC GIRDER (TX54)	LF	877.50	\$144.000	\$126,360.00
0510	454-6001 SEALED EXPANSION JOINT (4 IN) (SEJ - A)	LF	158.00	\$80.000	\$12,640.00
0790	502-6001 BARRICADES, SIGNS AND TRAFFIC HANDLING	MO	2.00	\$2,500.000	\$5,000.00
0970	530-6004 DRIVEWAYS (CONC)	SY	162.00	\$75.000	\$12,150.00
1010	540-6001 MTL W-BEAM GD FEN (TIM POST)	LF	400.00	\$18.750	\$7,500.00
1030	540-6016 DOWNSTREAM ANCHOR TERMINAL SECTION	EA	1.00	\$850.000	\$850.00

Line Number	Item	Unit	Current Paid Quantity	Unit Price	Amount
1050	544-6001	EA	2.00	\$2,090.000	\$4,180.00
	GUARDRAIL END TREATMENT (INSTALL)				
1160	618-6023	LF	1,399.00	\$5.000	\$6,995.00
	CONDT (PVC) (SCH 40) (2")				
1170	618-6033	LF	30.00	\$10.000	\$300.00
	CONDT (PVC) (SCH 40) (4")				
1950	686-6183	EA	1.00	\$17,850.000	\$17,850.00
	INS TRF SIG PL AM(S)2 ARM(50-32")LUM				
2090	465-6011	EA	2.00	\$8,200.000	\$16,400.00
	JCTBOX(COMPL)(PJB)(6FTX6FT)				
2850	344-6104	TON	2,334.30	\$79.320	\$185,156.68
	SUPERPAVE MIXTURES SP-D SAC-B PG64-22				
Section Totals:					\$1,438,893.92
Section - 2 BSIF					
Section Totals:					\$0.00
Project Total:					\$1,438,893.92

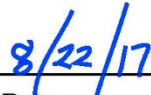
Stockpiles

Stockpile	Advancements		Recoveries	
	Current	To Date	Current	To Date
#5 : SECTION 1 (US-281) CONCRETE DECK PANELS 0440: 422-6001 - REINF CONC SLAB	\$0.00	\$62,917.60	\$62,917.60	\$62,917.60
#6 : SECTION 1 (US-281) PRESTR CONCRETE GIRDERS (TX54) 0450: 425-6039 - PRESTR CONC GIRDER (TX54)	\$0.00	\$262,889.58	\$81,370.58	\$262,889.58
#11 : SECTION 1 (US-281) INS TRF SIG PL AM(50-32")(ANCHOR BOLT ASSEMBLY) 1950: 686-6183 - INS TRF SIG PL AM(S)2 ARM(50-32")LUM	\$0.00	\$13,071.52	\$13,071.52	\$13,071.52
#21 : SECTION 1 (US-281) INLET(COMPL)(PCU)(5FT)(LEFT) 0680: 465-6038 - INLET (COMPL)(PCU)(5FT)(LEFT)	-\$2,440.00	\$4,880.00	\$0.00	\$4,880.00
#23 : SECTION 1 (US-281)INLET(COMPL)(PCU)(5FT)(NONE) 0670: 465-6037 - INLET (COMPL)(PCU)(5FT)(NONE)	-\$4,460.00	\$26,760.00	\$0.00	\$26,760.00
Totals:	\$6,900.00	\$370,518.70	\$157,359.70	\$370,518.70

Summary

Current Approved Work:	\$1,438,893.92	Approved Work To Date:	\$15,828,815.42
Stockpile Advancement:	-\$6,900.00	Stockpile Advancement To Date:	\$694,853.18
Current Retainage:	\$0.00	Retainage To Date:	\$0.00
Current Retainage Released:	\$0.00	Retainage Released To Date:	\$0.00
Stockpile Recovery:	\$157,359.70	Stockpile Recovery To Date:	\$557,058.88
Current Liquidated Damages:	\$0.00	Liquidated Damages To Date:	\$0.00
Current Adjustment:	\$0.00	Adjustments To Date:	\$12,733.44
Current Taxes:	\$0.00	Taxes To Date:	\$0.00
Current Payment:	\$1,274,634.22	Payments To Date:	\$15,979,343.16


Project Manager


Date

Stakeholder

Date

DBE REPORT

JULY 2017 DBE

US-281/BSIF CONNECTOR
CSJ: 0220-01-023, ETC. SEG 3
FOREMOST PAVING, INC.



PROJECT DBE GOAL 8.5%

Contract Amount \$19,425,546.44

DBE MONTHLY REPORTS 2017

Prime/Sub-contractor	January	February	March	April	May	June	July	% TD	Total to Date
FOREMOST PAVING, INC.	2/22/2017	3/23/2017	4/28/2017	5/16/2017	6/20/2017	7/31/2017	8/31/2017	12.46%	\$2,420,499.85
TOTAL PAID MONTHLY	\$62,431.12	\$163,534.17	\$98,675.67	\$85,989.86	\$ 3,731.49	\$216,965.22	\$10,760.77		
DS Texas Icon Const	M \$0.00	M \$0.00	M \$37,703.01	M \$ 0.00	M \$0.00	M \$0.00	M \$0.00	0.19%	\$37,703.01
\$127,383.75 DBE			TD \$37,703.01	TD \$37,703.01	TD \$37,703.01	TD \$37,703.01	TD \$37,703.01		
GO Underground	M \$53,157.25	M \$158,802.05	M \$42,560.00	M \$ 78,775.91	M \$0.00	M \$190,747.95	M \$0.00	11.30%	\$2,194,472.30
\$2,427,511.50 DBE	TD \$1,723,586.39	TD \$1,882,388.44	TD \$1,924,948.44	TD \$2,003,724.35	TD \$2,003,724.35	TD \$2,194,472.30	TD \$2,194,472.30		
Highway Barr & Ser.	M \$1,593.98	M \$1,593.99	M \$15,490.89	M \$7,214.05	M \$1,593.99	M \$18,337.02	M \$482.49	0.55%	\$106,639.10
\$171,942.89 DBE	TD \$61,926.67	TD \$63,520.66	TD \$79,011.55	TD \$86,225.60	TD \$87,819.59	TD \$106,156.61	TD \$ 106,639.10		
Munoz Foundation Drilling	M \$0.00	M \$0.00	M \$0.00	M \$0.00	M \$0.00	M \$0.00	M \$0.00	0.00%	0
\$25,850.00 DBE 2ND TIER									
Rio Grande Rod Busters	M \$7,679.89	M \$0.00	M \$0.00	M \$ 0.00	M \$0.00	M \$5,768.40	M \$0.00	0.27%	\$53,348.29
\$88,963.08 DBE	TD \$47,579.89	TD \$47,579.89	TD \$ 47,579.89	TD \$47,579.89	TD \$47,579.89	TD \$53,348.29	TD \$53,348.29		
Soil-Tech, Inc.	M \$0.00	M \$3,138.13	M \$2,921.77	M \$0.00	M \$2,137.50	M \$2,111.85	M \$10,278.28	0.15%	\$28,337.15
\$133,415.69 DBE	TD \$7,749.62	TD \$10,887.75	TD \$ 13,809.52	TD \$13,809.52	TD \$15,947.02	TD \$18,058.87	TD \$28,337.15		



HCRMA

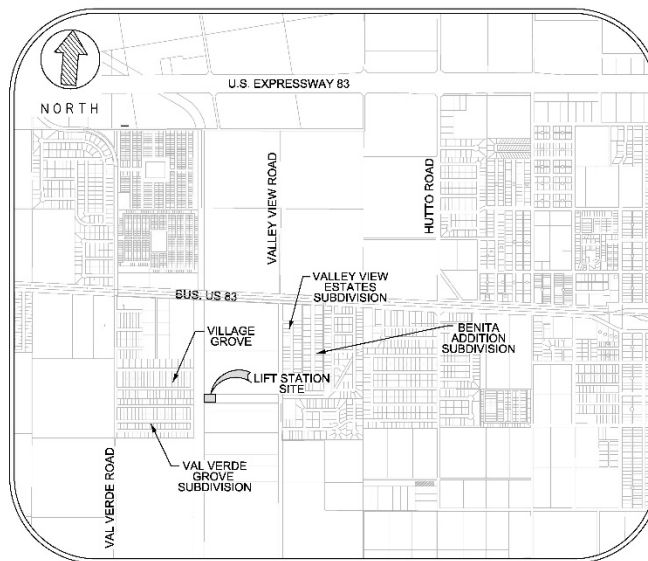

HIDALGO COUNTY REGIONAL MOBILITY AUTHORITY

**CITY OF DONNA VALLEY
VIEW ROAD SANITARY
SEWER LIFT STATION
PROJECT**

EXECUTIVE SUMMARY

- ◆ The Notice to Proceed (NTP) was issued to International Consulting Engineers (ICE) on June 6, 2017, with time charges commencing on **June 16, 2017**.
- ◆ Project is to be completed within **180** calendar days. The specified number of “calendar days” in which the work is to be completed are 7 day consecutive Julian calendar days, inclusive of Saturdays, Sundays, including all holidays, regardless of weather conditions, material availability, or other conditions not under the control of the Contractor.
- ◆ The project is to be substantially completed by December 3, 2017
- ◆ The total construction cost was submitted at **\$344,918.00**.

DONNA, TEXAS



Vicinity Map
NTS



5000 WEST MILITARY, SUITE 100
McALLEN, TEXAS 78503
TEL (956) 864-0286
FAX (956) 864-0282
TBPE FIRM #E-312

AVO - 30194/ WO02 MARCH 2017

COVER SHEET/ SHEET INDEX

G-1	GENERAL NOTES
D-1	DEMOLITION PLAN
C-1	SITE PLAN/ LIFT STATION PLAN
C-2	WASTEWATER PLAN & PROFILE
C-3	MISCELLANEOUS DETAILS
C-4	SUGGESTED EROSION CONTROL

MECHANICAL

M-1 LIFT STATION DETAIL

STRUCTURAL

S1.0	GENERAL NOTES
S2.0	PLANS AND DETAILS

ELECTRICAL

EG-1	ELECTRICAL GENERAL LEGEND
E-1	ELECTRICAL SITE PLAN
E-2	ELECTRICAL FLOOR PLAN
E-3	ELECTRICAL SECTION VIEW
E-4	ELECTRICAL RISER DIAGRAM
E-5	ELECTRICAL DETAILS



The Sealspearing on this document is authorized by Robert L. Seanz, P.E. Number 80878 on March 26, 2017. Alteration of a sealed document without proper notification to the responsible engineer is an offense under the Texas Engineering Practice Act. The Record Copy of this drawing is in the office of HNTB Associates, Inc., 5500 A. Military Suite 100, Dallas, TX 75235. THE FIRM HEREBY DISCLAIMS ANY LIABILITY FOR ANY ERRORS OR OMISSIONS IN THIS DOCUMENT.

CONTRACTOR



CONSULTANTS



L&G Engineering Laboratory, LLC.

Construction Material Testing · Geotechnical Engineering



This Page
Intentionally
Left Blank

Item 2A

HIDALGO COUNTY REGIONAL MOBILITY AUTHORITY

AGENDA RECOMMENDATION FORM

BOARD OF DIRECTORS	<u> X </u>	AGENDA ITEM	<u> 2A </u>
PLANNING COMMITTEE	<u> </u>	DATE SUBMITTED	<u> 08/10/17 </u>
FINANCE COMMITTEE	<u> </u>	MEETING DATE	<u> 08/22/17 </u>
TECHNICAL COMMITTEE	<u> </u>		

1. Agenda Item: **APPROVAL OF MINUTES FOR REGULAR MEETING HELD JUNE 27, 2017.**
2. Nature of Request: (Brief Overview) Attachments: X Yes No
Consideration and Approval of Minutes for the Hidalgo County Regional Mobility Authority Board of Directors Regular Meeting held June 27, 2017.
3. Policy Implication: Board Policy, Local Government Code, Texas Government Code, Texas Transportation Code, TxDOT Policy
4. Budgeted: Yes No X N/A
5. Staff Recommendation: **Motion to approve the minutes for the Board of Director's Regular Meeting held June 27, 2017, as presented.**
6. Program Manager's Recommendation: Approved Disapproved X None
7. Planning Committee's Recommendation: Approved Disapproved X None
8. Board Attorney's Recommendation: X Approved Disapproved None
9. Chief Auditor's Recommendation: Approved Disapproved X None
10. Chief Financial Officer's Recommendation: Approved Disapproved X None
11. Chief Development Engineer's Recommendation: Approved Disapproved X None
12. Chief Construction Engineer's Recommendation: Approved Disapproved X None
13. Executive Director's Recommendation: X Approved Disapproved None

**STATE OF TEXAS
COUNTY OF HIDALGO
HIDALGO COUNTY REGIONAL MOBILITY AUTHORITY**

The Hidalgo County Regional Mobility Authority Board of Directors convened for a Workshop and Regular Meeting on **Tuesday, June 26, 2017**, at 5:30 pm at the Pharr City Hall City Commission Chambers, 2nd Floor, 118 South Cage Boulevard, Pharr, Texas, with the following present:

Board Members:	S. David Deanda, Jr., Chairman	HCRMA
	Forrest Runnels, Vice-Chairman	HCRMA
	Ricardo Perez, Secretary/Treasurer	HCRMA
	David Guerra, Director	HCRMA
	Josue Reyes, Director	HCRMA
Absent:	Alonzo Cantu, Director	HCRMA
	Aquiles J. Garza, Jr. Director	HCRMA
Staff:	Pilar Rodriguez, Executive Director	HCRMA
	Ramon Navarro, Chief Construction Engineer	HCRMA
	Eric Davila, Chief Development Engineer	HCRMA
	Celia Gaona, Chief Auditor/Compliance Officer	HCRMA
	Jose Castillo, Chief Financial Officer	HCRMA
	Maria Alaniz, Administrative Assistant II	HCRMA
	Sergio Mandujano, Construction Records Specialist	HCRMA
	Flor E. Koll, Administrative Assistant III	HCRMA
	Blakely Fernandez, Legal Counsel	HCRMA

PLEDGE OF ALLEGIANCE

Chairman Deanda led the Pledge of Allegiance.

INVOCATION

Ms. Gaona led the Invocation.

CALL TO ORDER FOR WORKSHOP

Chairman Deanda called the Workshop to order at 5:30 pm.

1. Hidalgo County Regional Mobility Authority Board of Directors Annual Ethics and Compliance Training.

ADJOURNMENT OF WORKSHOP

CALL TO ORDER FOR REGULAR MEETING AND ESTABLISH A QUORUM

Chairman Deanda called the Regular Meeting to order at 5:42 pm.

1. REPORTS

- A. Report on Program Manager Activity for 365 Tollway and IBTC – Dannenbaum Engineering.
Mr. Richard Seitz, Danenbaum Engineering, reported on the progress to date for the 365 Tollway and IBTC Projects. No action taken.
- B. Report on Construction Activity for US 281/Military Highway Overpass/BSIF Connector Project – Ramon Navarro, HCRMA.
Mr. Ramon Navarro reported on Construction Activity for US 281/Military Highway Overpass/BSIF Connector Project. No action taken.

2. CONSENT AGENDA.

Motion by David Guerra, with a second by Forrest Runnels, to approve the Consent Agenda. Motion carried unanimously.

- A. Approval of Minutes for Regular Meeting held May 1, 2017 and the Regular Meeting held May 23, 2017.
Approved the Minutes for the Regular Meeting held May 1, 2017 and the Regular Meeting held May 23, 2017 as presented.
- B. Approval of Project & General Expense Report for the period from May 10, 2017 to June 9, 2017.
Approved the Project & General Expense Report for the period from May 10, 2017 to June 9, 2017.
- C. Approval of Financial Report for May 2017.
Approved the Financial Report for May 2017.
- D. Resolution 2017-62 – Approval of a one year extension to the Interlocal Agreement between the Hidalgo County Regional Mobility Authority and Hidalgo County Drainage District Number 1 to develop drainage outfalls for the 365 Tollway and International Bridge Trade Corridor Projects.
Approved Resolution 2017-62 – Approval of a one year extension to the Interlocal Agreement between the Hidalgo County Regional Mobility Authority and Hidalgo County Drainage District Number 1 to develop drainage outfalls for the 365 Tollway and International Bridge Trade Corridor Projects.
- E. Resolution 2017-58 – Approval of a Professional Services Agreement with C&M Associates Inc. to provide updated ESALS for the Environmental Clearance Document for the International Bridge Trade Corridor Project.
Approved Resolution 2017-58 – Approval of a Professional Services Agreement with C&M Associates Inc. to provide updated ESALS for the Environmental Clearance Document for the International Bridge Trade Corridor Project for a maximum amount of \$18,173.08.
- F. Resolution 2017-59 – Approval of Work Authorization Number 1 to the Professional Service Agreement with C&M Associates, Inc. to provide updated ESALS for the Environmental Clearance Document for the International Bridge Trade Corridor Project.
Approved Resolution 2017-59 – Approval of Work Authorization Number 1 to the Professional Service Agreement with C&M Associates, Inc. to provide updated ESALS for the Environmental Clearance Document for the International Bridge Trade Corridor Project in the amount of \$18,173.08.
- G. Resolution 2017-64 – Approval of Work Authorization Number 1 to the Professional Service Agreement with L&G Laboratory to provide Construction Material Testing Services for the City of Donna Valley View Road Sanitary Sewer Lift Station Project.

Approved Resolution 2017-64 – Approval of Work Authorization Number 1 to the Professional Service Agreement with L&G Laboratory to provide Construction Material Testing Services for the City of Donna Valley View Road Sanitary Sewer Lift Station Project in the amount of \$24,626.47.

3. REGULAR AGENDA

- A. Resolution 2017-55 – Approval of a lease agreement with the City of Pharr to provide office space to the Hidalgo County Regional Mobility Authority.
Motion by Josue Reyes, with a second by Rick Perez, to approve Resolution 2017-55 – Approval of a lease agreement with the City of Pharr to provide office space to the Hidalgo County Regional Mobility Authority. Motion carried unanimously.
- B. Resolution 2017-60 – Approval of Change Order Number 5 with Foremost Paving, Inc. for the US 281/Military Highway Overpass/Border Safety Inspection Facility Connector Road Project for reconciliation of various quantities.
Motion by David Guerra, with a second by Forrest Runnels, to approve Resolution 2017-60 – Approval of Change Order Number 5 with Foremost Paving, Inc. for the US 281/Military Highway Overpass/Border Safety Inspection Facility Connector Road Project for reconciliation of various quantities in the amount \$22,341.85 with an additional 23 days. Motion carried unanimously.
- C. Resolution 2017-61 – Approval of 3rd Party Change Order Number 6 with Foremost Paving, Inc. for the US 281/Military Highway Overpass/Border Safety Inspection Facility Connector Road Project for the installation of off-site driveway and related appurtenances.
Motion by Forrest Runnels, with a second by Josue Reyes, to approve Resolution 2017-61 – Approval of 3rd Party Change Order Number 6 with Foremost Paving, Inc. for the US 281/Military Highway Overpass/Border Safety Inspection Facility Connector Road Project for the installation of off-site driveway and related appurtenances in the amount of \$48,774 for a revised contract amount of \$19,220,568.06. Motion carried unanimously.
- D. Resolution 2017-63 – Approval of purchase of an enterprise license, including data hosting services, from Bentley Systems, Inc. for ProjectWise Software for the Hidalgo County Regional Mobility Authority.
Motion by David Guerra, with a second by Josue Reyes, to approve Resolution 2017-63 – Approval of purchase of an enterprise license, including data hosting services for one year, from Bentley Systems, Inc. for ProjectWise Software for the Hidalgo County Regional Mobility Authority in the amount of \$50,000. Motion carried unanimously.

4. CHAIRMAN'S REPORT

- A. Cancellation of the July 25, 2017, Regular Board of Directors Meeting.

5. TABLED ITEMS

- A. None

6. EXECUTIVE SESSION, CHAPTER 551, TEXAS GOVERNMENT CODE, SECTION 551.071 (CONSULTATION WITH ATTORNEY), SECTION 551.072 (DELIBERATION OF REAL PROPERTY) AND SECTION 551.074 (PERSONNEL MATTERS)

- A. Consultation with Board Attorney on legal issues pertaining to the Professional Service Agreement with Dannenbaum Engineering to provide Program Management Services for the Hidalgo County Regional Mobility Authority (Section 551.071 T.G.C.

No action taken.

- B. Consultation with Board Attorney on legal issues pertaining to the Texas Department of Transportation State Infrastructure Bank Loan for the 365 Tollway Project (Section 551.071 T.G.C.).

No action taken.

- C. Consultation with Board Attorney on legal issues pertaining to Professional Service Agreements for Engineering, Surveying and Environmental Services (Section 551.071 T.G.C.).

No action taken.

- D. Consultation with Board Attorney on legal issues pertaining to the deliberation of real property for various parcels for the 365 Tollway Project (Sections 551.071 and 551.072 T.G.C.).

No action taken.

- E. Consultation with Board Attorney on legal issues pertaining to the use of Eminent Domain to acquire property required to complete the project alignments of the 365 Tollway Project (Sections 551.071 and 551.072 T.G.C.).

No action taken.

- F. Consultation with Board Attorney on legal issues pertaining to the proposed South Texas Class I Rail Project (Section 551.071 T.G.C.).

No action taken.

- G. Consultation with Board Attorney on legal issues pertaining to the Environmental Clearance Document for the International Bridge Trade Corridor Project (Section 551.071 T.G.C.).

No action taken.

PUBLIC COMMENT

None

ADJOURNMENT

There being no other business to come before the Board of Directors, the meeting was adjourned at 5:57 pm.

S. David Deanda, Jr, Chairman

Attest:

Ricardo Perez, Secretary/Treasurer

Item 2B

HIDALGO COUNTY REGIONAL MOBILITY AUTHORITY

AGENDA RECOMMENDATION FORM

BOARD OF DIRECTORS	<u> X </u>	AGENDA ITEM	<u> 2B </u>
PLANNING COMMITTEE	<u> </u>	DATE SUBMITTED	<u> 08/28/17 </u>
FINANCE COMMITTEE	<u> </u>	MEETING DATE	<u> 08/29/17 </u>
TECHNICAL COMMITTEE	<u> </u>		

1. Agenda Item: **APPROVAL OF PROJECT AND GENERAL EXPENSE REPORT FROM JUNE 10, 2017 TO JULY 10, 2017 AND JULY 11, 2017 TO AUGUST 8, 2017**

2. Nature of Request: (Brief Overview) Attachments: X Yes No

Consideration and approval of project and general expense report for the period from June 10, 2017 to July 10, 2017 (paid) and July 11, 2017 to August 8, 2017.

3. Policy Implication: Board Policy, Local Government Code, Texas Government Code, Texas Transportation Code, TxDOT Policy

4. Budgeted: X Yes No N/A Funding Source: VRF Bond

General Account	\$	111,424.41
VRF Bond Account	\$	1,914,153.71 ¹
R.O.W Services	\$	2,562.00
SIB Loan	\$	34,648.63
Total Project Expenses for Reporting Period	\$	2,062,788.75

Fund Balance after Expenses \$ 3,057,821

5. Staff Recommendation: **Motion to approve the project and general expense report for the period from June 10, 2017 to July 10, 2017 and July 11, 2017 to August 8, 2017 as presented.**

6. Program Manager's Recommendation: X Approved Disapproved None

7. Planning Committee's Recommendation: Approved Disapproved X None

8. Board Attorney's Recommendation: Approved Disapproved X None

9. Chief Auditor's Recommendation: X Approved Disapproved None

10. Chief Financial Officer's Recommendation: X Approved Disapproved None

11. Chief Development Engineer's Recommendation: X Approved Disapproved None

12. Chief Construction Engineer's Recommendation: X Approved Disapproved None

13. Executive Director's Recommendation: X Approved Disapproved None

¹ Previous amount was \$1,714,153.71. Revised to include Dannenbaum invoice for \$200,000.



Memorandum

To: S. David Deanda Jr., Chairman
From: Pilar Rodriguez, PE, Executive Director
Date: August 28, 2017
Re: **Expense Report for the Period from June 10, 2017 to July 10, 2017 and July 11, 2017 to August 8, 2017**

Attached is the expense report that was approved by Chairman David Deanda and Director Rick Perez to pay invoices for the period of on June 10, 2017 and ending on July 10, 2017.

Also, attached is the expense report for the period commencing on June, 2017 and ending on July 10, 2017 and commencing on July 11, 2017 and ending on August 8, 2017.

Expenses for the General Account total \$111,424.41, the VRF Bond Account total \$1,914,153.71, ROW Services total \$2,562.00, and for the SIB Loan total \$34,648.63. The aggregate expense for the reporting period is \$2,062,788.75.

Based on review by this office, **approval of expenses for the reporting period is recommended in the aggregate amount of \$2,062,788.75.**

This leaves a fund balance (all funds) after expenses of \$3,057,821.

If you should have any questions or require additional information, please advise.



HCRMA

HIDALGO COUNTY REGIONAL MOBILITY AUTHORITY

June 10 - July 9

July 2017

Plains Capital 41

Wages & Benefits
Office Supplies
Postage/Courier
Due & Subscriptions

Telephone
Legal Fees

Accounting Fees
Rent

Insurance
Professional Services

Janitorial Services

PlainsCapital/R.O.W. Services

Wilmington Trust 43/Construction Bond
Legal Fees

Engineering Services

Construction

Program Management
R.O.W. Services

R.O.W. Services

Construction Account 44

Legal Fees
Acquisition Services

R.O.W. Services

R.O.W. Fees

Sub Total - General
Sub Total - Projects
Sub Total - PCB R.O.W. Services
Sub Total - R.O.W.
Sub Total - SIB Acquisition
Sub Total - SIB R.O.W.
Total

Make Check Payable to	Date Work Performed	Amount
City of Pharr	June 2017	\$ 72,562.47
Office Depot	June 2017	\$ 171.93
Copy Zone	June 2017	\$ 943.47
A Fast Delivery	6/9/2017	\$ 138.75
University of North Texas	7/6/2017	\$ 270.00
Bentley Advancing Infrastructure	7/1/2017-6/30/2018	\$ 35,650.00
Verizon Wireless	June 2017	\$ 151.96
Bracewell	June 2017	\$ 6,658.48
Pathfinder Public Affairs	June 2017	\$ 10,000.00
City of Pharr	June 2017	\$ 205.00
City of Pharr	July 2017	\$ 1,969.60
City of Pharr	January - June 2017	\$ 22,449.75
Dahill	June 2017	\$ 905.35
Dahill	July 2017	\$ 224.46
Shepard Walton King Ins. Group	2017	\$ 9,600.00
Pena Designs	June 2017	\$ 200.00
Credit Card Services	6/04/2017-7/03/2017	\$ 476.50
Credit Card Services	6/04/2017-7/03/2017	\$ 154.06
Credit Card Services	6/04/2017-7/03/2017	\$ 400.00
ABC Janitorial & Floor Care, Inc.	June 2017	\$ 260.00
		\$ 163,391.78

Sierra Title of Hidalgo County/Hunt Valley Industrial I, LP	365 Tollway	\$432,072.42
Sierra Title of Hidalgo County/HCID No. 19	365 Tollway	\$52,185.00
Sierra Title of Hidalgo County/West Balli Inv Prop		
Hid Real Prop Mgmt, P. D. Moor, and Aggie 5285 McColl Dev.	365 Tollway	\$884,379.00
		\$1,368,636.42

Bracewell	June 2017	\$ 5,565.00
Bracewell	June 2017	\$ 1,155.00
L&G Engineering	4/4/2017-6/30/2017	\$ 96,702.89
L&G Engineering	4/4/2017-6/30/2017	\$ 9,575.15
S & B Infrastructure	6/30/2017-06/30/2017	\$ 90,696.39
S & B Infrastructure	11/01/2016-06/30/2017	\$ 174,842.01
Half Associates, Inc.	04/03/2017-6/11/2017	\$ 1,250.00
Foremost Paving, Inc.	6/01/2017-6/30/2017	\$ 2,091,708.07
Foremost Paving, Inc.	6/01/2017-6/30/2017	\$ 522,927.02
Terracon	5/22/2017-6/17/2017	\$ 12,428.21
S.O.A.R.D. Solutions, Inc.	6/27/2017	\$ 1,925.00
Liberty Fence & Iron Works	7/11/17	\$ 4,824.09
Central Fence & Supply	7/14/17	\$ 2,350.00
Dannenbaum	6/1/2017-6/30/2017	\$ 179,892.84
Top Cut Lawn Care, Inc.	June 2017	\$ 1,433.25
		\$ 3,197,274.92

Requisitions Paid		
Carlos Galvan, Jose Chapa, Carlos Ortegón/La Moyné B. Borren	365 Tollway	\$ 6,750.00
Francisco Castro dba Auto Sales	365 Tollway	\$ 25,000.00
Dan N. Aguilar Garcia	365 Tollway	\$ 57,200.00
		\$ 88,950.00

Law Office of Richard A. Cantu	July 2017	\$ 21,757.79
Sendero Acquisitions	6/30/17	\$ 27,295.00
SAMES	6/1/2017-06/30/2017	\$ 20,757.50
SAMES	6/1/2017-06/30/2017	\$ 6,742.20
ROW Surveying Services, LLC	4/14/2017-6/30/2017	\$ 5,935.00
Sierra Title of Hidalgo County	2/7/2017-5/19/2017	\$ 19,045.80
		\$ 101,533.29

Requisitions Paid		
Law Office of Rafael De La Garza/Jose Antonio Aguilar	365 Tollway	\$ 20,000.00
Sierra Title of Hidalgo County, Inc./World Radio Network	365 Tollway	\$ 1,029,850.00
Sierra Title of Hidalgo County, Inc./Hunt Valley Industrial I, Inc.	365 Tollway	\$ 6,923,358.58
		\$ 7,973,208.58

\$	163,391.78
\$	3,197,274.92
\$	\$1,368,636.42
\$	88,950.00
\$	101,533.29
\$	7,973,208.58
\$	12,892,994.99

Approved:
S. David Deanda, Jr., Chairman

Recommend Approval:
Pilar Rodriguez, Executive Director

Approved:
Ricardo Perez, Secretary/Treasurer

Date 7/27/2017



July 8 - August 4

August 2017

Plains Capital 41

	Make Check Payable to	Date Work Performed	Amount	
Wages & Benefits	2-1212-1 City of Pharr	July 2017	\$	73,879.27
Office Supplies	52900-1200 Office Depot	July 2017	\$	304.65
	53900-1200 Office Depot	July 2017	\$	211.42
Due & Subscriptions	52900-1610 University of North Texas	10/11/2017 to 10/12/2017	\$	240.00
	54000-1850 Bentley Advancing Infrastructure	7/27/2017	\$	14,350.00
Telephone	52900-1606 Verizon Wireless	Thru 8/1/2017	\$	151.96
Legal Fees	52900-1710 Bracewell	08/11/2017	\$	840.00
	52900-1710-1 Pathfinder Public Affairs	July 2017	\$	10,000.00
	52900-1660 Pilar Rodriguez	8/7/17-8/8/17	\$	465.28
	54000-1660 Eric Davila	7/27/17-7/29/17	\$	278.58
Accounting Fees	52900-1705 City of Pharr	July 2017	\$	205.00
Rent	52900-1715 City of Pharr	August 2017	\$	1,969.60
	2-1212-1 City of Pharr	July 2017	\$	3,699.89
	52900-1715-1 Dahill	7/22/15-8/21/17	\$	905.35
	53000-1715-1 Dahill	8/14/17-09/13/17	\$	768.14
Professional Services	52900-1716 Pena Designs	July 2017	\$	200.00
	See Attached Credit Card Services		\$	2,313.27
	See Attached Credit Card Services		\$	382.00
Janitorial Services	53000-1605 ABC Janitorial & Floor Care, Inc.	July 2017	\$	260.00
			\$	111,424.41

Wilmington Trust 43/Construction Bond

Legal Fees	52900-8810 Bracewell	Thru 7/31/2017	\$	4,760.00
Engineering Services	52900-8810-1 C&M Associates, Inv.	6/01/17 -06/30/17	\$	18,173.08
	52900-8820 Halff Associates, Inc.	6/12/2017-7/9/2017	\$	250.00
Construction	52900-8830-5 Foremost Paving, Inc.	7/01/2017-7/31/2017	\$	1,274,634.22
	52900-8830-5 Foremost Paving, Inc.		\$	242,224.54
	52900-8820-1 Raba Kistner	Thru 07/29/2017	\$	11,265.47
	52900-8830-4 Terracon	Thru 7/15/2017	\$	9,300.25
	52900-8820-4 Military Highway Water Supply Corporation	2017	\$	153,546.15
Program Management	52900-8800 Dannenbaum	07/01/2017 - 08/04/2017	\$	200,000.00
			\$	1,914,153.71
R.O.W. Services	Requisitions Paid			
	52900-8830 Sierra Title of Hidalgo County	US281	\$	2,562.00
			\$	2,562.00

SIB Construction Account 44

Legal Fees	52900-8841 Law Office of Richard A. Cantu	July 2017	\$	13,963.30
Acquisition Services	52900-8841 Sendero Acquisitions	July 2017	\$	8,425.00
	52900-8841 Sendero Acquisitions	July 2017	\$	190.25
	52900-8841 SAMES	08/04/17	\$	4,494.80
	52900-8841 Garza & Associates	08/02/17	\$	675.00
R.O.W. Services	52900-8842 Sierra Title of Hidalgo County	6/26/2017	\$	6,900.28
			\$	34,648.63

Sub Total - General	\$	111,424.41
Sub Total - Projects	\$	1,914,153.71
Sub Total - PCB R.O.W. Services		\$0.00
Sub Total - R.O.W.	\$	2,562.00
Sub Total - SIB Acquisition	\$	34,648.63
Sub Total - SIB R.O.W.	\$	-
Total	\$	2,062,788.75

Approved: _____
S. David Deanda, Jr., Chairman

Recommend Approval: _____
Pilar Rodriguez, Executive Director

Approved: _____
Ricardo Perez, Secretary/Treasurer

Date 8/29/2017

This Page
Intentionally
Left Blank

Item 2C

HIDALGO COUNTY REGIONAL MOBILITY AUTHORITY

AGENDA RECOMMENDATION FORM

BOARD OF DIRECTORS
PLANNING COMMITTEE
FINANCE COMMITTEE
TECHNICAL COMMITTEE

 X

AGENDA ITEM
DATE SUBMITTED
MEETING DATE

 2C
 08/14/17
 08/29/17

1. Agenda Item: **APPROVAL OF THE FINANCIAL REPORT FOR THE MONTHS OF JUNE 2017 AND JULY 2017.**
2. Nature of Request: (Brief Overview) Attachments: X Yes No
Consideration and approval of financial report for the months of June 2017 and July 2017.
3. Policy Implication: Board Policy, Local Government Code, Texas Government Code, Texas Transportation Code, TxDOT Policy
4. Budgeted: Yes No X N/A
Funding Source:
5. Staff Recommendation: **Motion to approve the Financial Report for the month of June 2017 and July 2017, as presented.**
6. Program Manager's Recommendation: Approved Disapproved X None
7. Planning Committee's Recommendation: Approved Disapproved X None
8. Board Attorney's Recommendation: Approved Disapproved X None
9. Chief Auditor's Recommendation: Approved Disapproved X None
10. Chief Financial Officer's Recommendation: X Approved Disapproved None
11. Chief Development Engineer's Recommendation: Approved Disapproved X None
12. Chief Construction Engineer's Recommendation: Approved Disapproved X None
13. Executive Director's Recommendation: X Approved Disapproved None

HIDALGO CO. REGIONAL MOBILITY AUTHORITY
STATEMENT OF NET POSITION **JUNE 30, 2017**

ASSETS

CURRENT ASSETS

Cash	\$ 503,054
Pool Investments	4,522,176
Promiles-Prepaid/Escrow Overweight Permit Fees	10,900
Accounts Receivable - VR Fees	510,260
Prepaid expense	<u>3,587</u>
Total Current Assets	<u>5,549,977</u>

RESTRICTED ASSETS

Investments-debt service	902,295
Investments-debt service jr. lien	2,067,366
Investments-bond construction	1,627,051
Investments-365 (SIB) construction	6,923,359
Due from-governmental agency	<u>870,425</u>
Total Restricted Assets	<u>12,390,496</u>

CAPITAL ASSETS

Land-enviornmental	441,105
Construction in progress	<u>96,362,311</u>
Total Capital Assets	<u>96,803,416</u>

TOTAL ASSETS	\$ <u>114,743,889</u>
---------------------	------------------------------

LIABILITIES AND NET POSITION

CURRENT LIABILITIES

Accounts payable-City of Pharr	\$ 72,563
Unearned Revenue - Overweight Permit Escrow	10,900
Current Portion of Bond Premium	<u>76,452</u>
Total Current Liabilities	<u>159,915</u>

RESTRICTED LIABILITIES

Accounts Payable	
Accrued Interest - Bonds	
Current Portion of Long-Term Debt	<u>1,140,000</u>
Total Restricted Liabilities	<u>1,140,000</u>

LONG-TERM LIABILITIES

2013 VRF Bonds Payable	57,135,000
Jr. Lien Bonds	20,000,000
Bond premium	<u>1,987,740</u>
Total Long-Term Liabilities	<u>79,122,740</u>
Total Liabilities	<u>80,422,655</u>

NET POSITION

Investment in Capital Assets, Net of Related Debt	25,885,059
Restricted for:	
Debt Service	2,969,661
Unrestricted	<u>5,466,514</u>
Total Net Position	<u>34,321,234</u>

TOTAL LIABILITIES AND NET POSITION	\$ <u>114,743,889</u>
---	------------------------------

41 -HCRMA-GENERAL

ACCOUNT#	TITLE		
ASSETS			
=====			
41-1-1100	GENERAL OPERATING	503,054.30	
41-1-1102	POOL INVESTMENTS	4,522,176.10	
41-1-1113	ACCOUNTS RECIEVABLES-VR FEES	510,260.00	
41-1-1113-1	PROMILES-PREPAID/ESCROW OVERWE	10,900.00	
41-1-1118	CONSTRUCTION IN PROGRESS	96,362,311.27	
41-1-1119-1	LAND-ENVIRONMENTAL	441,105.00	
41-1-1601	PREPAID EXPENSE	<u>3,586.66</u>	
			<u>102,353,393.33</u>
TOTAL ASSETS			102,353,393.33
=====			
LIABILITIES			
=====			
41-2-1212-1	A/P CITY OF PHARR	72,562.77	
41-2-1213-1	UNEARNED REV.-OVERWEIGHT	10,900.00	
41-2-1213-9	CURRENT-UNAMORTIZED PREMIUM	76,451.51	
41-2-1214-1	BONDS PAYABLE-CURRENT	1,140,000.00	
41-2-1214-10	LONG TERM BONDS- JR LIEN	20,000,000.00	
41-2-1214-2	BONDS PAYABLE-LONG TERM PORTIO	57,135,000.00	
41-2-1214-3	UNAMORTIZED PREMIUM ON BOND	<u>1,987,740.20</u>	
	TOTAL LIABILITIES		<u>80,422,654.48</u>
EQUITY			
=====			
41-3-1400	FUND BALANCE	19,726,427.59	
41-3-3400	FUND BALANCE	<u>3,910,339.95</u>	
	TOTAL BEGINNING EQUITY		23,636,767.54
	TOTAL REVENUE	3,483,460.46	
	TOTAL EXPENSES	<u>5,189,489.15</u>	
	TOTAL REVENUE OVER/(UNDER) EXPENSES	(1,706,028.69)	
	TOTAL EQUITY & REV. OVER/(UNDER) EXP.		<u>21,930,738.85</u>
	TOTAL LIABILITIES, EQUITY & REV.OVER/(UNDER) EXP.		102,353,393.33
=====			

C I T Y O F P H A R R
REVENUE REPORT FOR PERIOD ENDING:
JUNE 30TH, 2017

1

FUND: 41 -HCRMA-GENERAL

OF YEAR COMPLETED: 50.00

ACCOUNT NO#	TITLE	CURRENT MONTH REVENUES	YEAR TO DATE REVENUES	AMOUNT BUDGETED	BUDGET BALANCE	PERCENT USED
HCRMA						
4-1504	VEHICLE REGISTRATION FEES	510,260.00	3,260,518.54	6,695,000.00	3,434,481.46	48.70
4-1505-5	PROMILES-OW/OS PERMIT FEES	40,365.00	170,658.00	250,000.00	79,342.00	68.26
4-1506	INTEREST REVENUE	<u>4,188.84</u>	<u>26,802.34</u>	<u>28,000.00</u>	<u>1,197.66</u>	<u>95.72</u>
	TOTAL HCRMA	554,813.84	3,457,978.88	6,973,000.00	3,515,021.12	49.59
46-CHARGES FOR CURRENT SE						
4-4664	MISCELLANEOUS	<u>0.00</u>	<u>25,481.58</u>	<u>0.00</u>	(<u>25,481.58</u>)	<u>0.00</u>
	TOTAL 46-CHARGES FOR CURRENT SE	0.00	25,481.58	0.00	(25,481.58)	0.00
48-INTERFUND TRANSFERS						
4-4800	TRANSFER IN - BOND CONSTRUCTION	<u>0.00</u>	<u>0.00</u>	<u>719,558.00</u>	<u>719,558.00</u>	<u>0.00</u>
	TOTAL 48-INTERFUND TRANSFERS	0.00	0.00	719,558.00	719,558.00	0.00
** TOTAL FUND REVENUES **		554,813.84	3,483,460.46	7,692,558.00	4,209,097.54	45.28

CITY OF PHARR
EXPENSE REPORT FOR PERIOD ENDING:
JUNE 30TH, 2017

1

FUND: 41 -HCRMA-GENERAL

% OF YEAR COMPLETED: 50.00

ACCOUNT NO#	TITLE	CURRENT MONTH EXPENSES	YEAR TO DATE EXPENSES	YEAR TO DATE ENCUMBRANCES	AMOUNT BUDGET	BUDGET BALANCE	PERCENT USED
HCRMA ADMINISTRATION							
=====							
GENERAL							

10-							
11-PERSONNEL SERVICES							
52900-1100	SALARIES	34,851.73	225,243.71	0.00	475,106.00	249,862.29	47.41
52900-1104	OVERTIME	0.00	49.85	0.00	0.00	(49.85)	0.00
52900-1105	FICA	2,733.74	17,718.71	0.00	39,297.00	21,578.29	45.09
52900-1106	HOSPITAL INSURANCE	17.04	102.24	0.00	26,054.00	25,951.76	0.39
52900-1115	EMPLOYEES RETIREMENT	2,799.04	18,180.83	0.00	35,958.00	17,777.17	50.56
52900-1116	PHONE ALLOWANCE	392.30	2,549.95	0.00	3,900.00	1,350.05	65.38
52900-1117	CAR ALLOWANCE	1,753.84	11,399.96	0.00	22,800.00	11,400.04	50.00
52900-1122	EAP- ASSISTANCE PROGRAM	6.32	38.22	0.00	0.00	(38.22)	0.00
52900-1178	ADMIN FEE	750.00	4,875.00	0.00	9,750.00	4,875.00	50.00
52900-1179	CONTINGENCY	0.00	0.00	0.00	11,878.00	11,878.00	0.00
TOTAL 11-PERSONNEL SERVICES		43,304.01	280,158.47	0.00	624,743.00	344,584.53	44.84
12-							
52900-1200	OFFICE SUPPLIES	636.10	1,958.62	0.00	12,000.00	10,041.38	16.32
TOTAL 12-		636.10	1,958.62	0.00	12,000.00	10,041.38	16.32
16-							
52900-1604	MAINTENANCE & REPAIR	0.00	0.00	0.00	25,000.00	25,000.00	0.00
52900-1606	UTILITIES	151.96	596.12	0.00	4,500.00	1,903.88	25.64
52900-1607	CONTRACTUAL ADM/IT SERVICES	0.00	0.00	0.00	10,000.00	10,000.00	0.00
52900-1610	DUES & SUBSCRIPTIONS	10,040.00	25,343.45	0.00	30,000.00	4,656.55	84.48
52900-1611	POSTAGE/FEDEX/COURTIER	157.50	998.61	0.00	3,000.00	2,001.39	33.29
52900-1620	GENERAL LIABILITY	0.00	3,250.66	0.00	1,300.00	(1,950.66)	250.05
52900-1621	INSURANCE-E&O	0.00	0.00	0.00	800.00	800.00	0.00
52900-1622	INSURANCE-SURETY	0.00	0.00	0.00	800.00	800.00	0.00
52900-1623	INSURANCE-LETTER OF CREDIT	0.00	0.00	0.00	1,000.00	1,000.00	0.00
52900-1640	ADVERTISING	1,472.00	4,874.00	0.00	15,000.00	10,126.00	32.49
52900-1650	TRAINING	894.00	1,284.95	0.00	10,000.00	8,715.05	12.85
52900-1660	TRAVEL	0.00	1,882.91	0.00	15,000.00	13,117.09	12.55
52900-1662	PRINTING & PUBLICATIONS	984.50	5,490.05	0.00	15,000.00	9,509.95	36.60
TOTAL 16-		13,699.96	43,720.75	0.00	129,400.00	85,679.25	33.79

CITY OF PHARR
EXPENSE REPORT FOR PERIOD ENDING:
JUNE 30TH, 2017

FUND: 41 -HCRMA-GENERAL

% OF YEAR COMPLETED: 50.00

ACCOUNT NO#	TITLE	CURRENT MONTH EXPENSES	YEAR TO DATE EXPENSES	YEAR TO DATE ENCUMBRANCES	AMOUNT BUDGET	BUDGET BALANCE	PERCENT USED
17-							
52900-1703	BANK SERVICE CHARGES	0.00	2,000.00	0.00	0.00	(2,000.00)	0.00
52900-1705	ACCOUNTING FEES	205.00	28,302.45	0.00	40,000.00	11,697.55	70.76
52900-1710	LEGAL FEES	9,598.79	28,263.64	0.00	30,000.00	1,736.36	94.21
52900-1710-1	LEGAL FEES-GOV.AFFAIRS	10,000.00	60,000.00	0.00	0.00	(60,000.00)	0.00
52900-1715	RENT-OFFICE	1,969.60	7,878.40	0.00	35,000.00	27,121.60	22.51
52900-1715-1	RENT-OFFICE EQUIPMENT	961.42	3,901.93	0.00	12,000.00	8,098.07	32.52
52900-1715-2	RENT-OTHER	0.00	0.00	0.00	5,000.00	5,000.00	0.00
52900-1716	CONTRACTUAL WEBSITE SERVICES	200.00	1,000.00	0.00	2,400.00	1,400.00	41.67
52900-1731	MISCELLANEOUS	55.00	153.50	0.00	1,000.00	846.50	15.35
52900-1732	PENALTIES & INTEREST	0.00	0.00	0.00	1,000.00	1,000.00	0.00
TOTAL 17-		22,989.81	131,499.92	0.00	126,400.00	(5,099.92)	104.03
18-							
52900-1850	CAPITAL OUTLAY	0.00	0.00	0.00	25,000.00	25,000.00	0.00
52900-1899	NON-CAPITAL	0.00	0.00	0.00	5,000.00	5,000.00	0.00
TOTAL 18-		0.00	0.00	0.00	30,000.00	30,000.00	0.00
19-							
52900-1999-2	TRANSFER OUT TO BOND CONSTRUCT	0.00	1,500,000.00	0.00	0.00	(1,500,000.00)	0.00
52900-1999-3	TRANSFER OUT TO DEBT	331,109.74	1,988,757.89	0.00	3,976,112.00	1,987,354.11	50.02
52900-1999-5	TRANS OUT DEB-JR LIEN	0.00	1,040,000.00	0.00	1,040,400.00	400.00	99.96
TOTAL 19-		331,109.74	4,528,757.89	0.00	5,016,512.00	487,754.11	90.28
TOTAL GENERAL		411,739.62	4,986,095.65	0.00	5,939,055.00	952,959.35	83.95
TOTAL HCRMA ADMINISTRATION		411,739.62	4,986,095.65	0.00	5,939,055.00	952,959.35	83.95

HCRMA CONSTRUCTION MGMT

GENERAL

C I T Y O F P H A R R
EXPENSE REPORT FOR PERIOD ENDING:
JUNE 30TH, 2017

3

FUND: 41 -HCRMA-GENERAL

% OF YEAR COMPLETED: 50.00

ACCOUNT NO#	TITLE	CURRENT MONTH EXPENSES	YEAR TO DATE EXPENSES	YEAR TO DATE ENCUMBRANCES	AMOUNT BUDGET	BUDGET BALANCE	PERCENT USED
11-PERSONNEL SERVICES							
53000-1100	SALARIES	16,679.13	106,809.28	0.00	499,229.00	392,419.72	21.39
53000-1104	OVERTIME	0.00	0.00	0.00	25,000.00	25,000.00	0.00
53000-1105	FICA	1,274.88	8,196.30	0.00	45,189.00	36,992.70	18.14
53000-1106	HOSPITAL INSURANCE	12.78	76.68	0.00	26,709.00	26,632.32	0.29
53000-1115	EMPLOYEES RETIREMENT	1,425.30	9,133.82	0.00	41,350.00	32,216.18	22.09
53000-1116	PHONE ALLOWANCE	276.90	1,799.85	0.00	10,800.00	9,000.15	16.67
53000-1117	CAR ALLOWANCE	553.84	3,599.96	0.00	43,200.00	39,600.04	8.33
53000-1122	EAP- ASSISTANCE PROGRAM	4.74	28.44	0.00	0.00	28.44	0.00
53000-1178	ADMIN FEE	450.00	2,925.00	0.00	15,600.00	12,675.00	18.75
53000-1179	CONTINGENCY	0.00	0.00	0.00	12,481.00	12,481.00	0.00
TOTAL 11-PERSONNEL SERVICES		20,677.57	132,569.33	0.00	719,558.00	586,988.67	18.42
12-							
53000-1200	OFFICE SUPPLIES	161.13	433.15	0.00	5,000.00	4,566.85	8.66
53000-1201	SMALL TOOLS	0.00	3,196.99	0.00	11,821.00	8,624.01	27.05
TOTAL 12-		161.13	3,630.14	0.00	16,821.00	13,190.86	21.58
16-							
53000-1605	JANITORIAL	260.00	1,300.00	0.00	3,500.00	2,200.00	37.14
53000-1608	UNIFORMS	0.00	0.00	0.00	4,485.00	4,485.00	0.00
53000-1610	DUES & SUBSCRIPTIONS	0.00	273.00	0.00	5,000.00	4,727.00	5.46
53000-1650	TRAINING	0.00	525.00	0.00	7,340.00	6,815.00	7.15
53000-1660	TRAVEL	551.44	1,871.42	0.00	12,000.00	10,128.58	15.60
TOTAL 16-		811.44	3,969.42	0.00	32,325.00	28,355.58	12.28
17-							
53000-1715-1	RENTAL - OFFICE EQUIPMENT	224.46	1,803.19	0.00	4,000.00	2,196.81	45.08
TOTAL 17-		224.46	1,803.19	0.00	4,000.00	2,196.81	45.08
18-							
53000-1899	NON-CAPITALIZED	0.00	0.00	0.00	67,310.00	67,310.00	0.00
TOTAL 18-		0.00	0.00	0.00	67,310.00	67,310.00	0.00
TOTAL GENERAL		21,874.60	141,972.08	0.00	840,014.00	698,041.92	16.90
TOTAL HCRMA CONSTRUCTION MGMT		21,874.60	141,972.08	0.00	840,014.00	698,041.92	16.90

C I T Y O F P H A R R
EXPENSE REPORT FOR PERIOD ENDING:
JUNE 30TH, 2017

FUND: 41 -HCRMA-GENERAL

OF YEAR COMPLETED: 50.00

ACCOUNT NO#	TITLE	CURRENT MONTH EXPENSES	YEAR TO DATE EXPENSES	YEAR TO DATE ENCUMBRANCES	AMOUNT BUDGET	BUDGET BALANCE	PERCENT USED
HCRMA PROGRAM MGMT *****							
GENERAL *****							
11-PERSONNEL SERVICES							
54000-1100	SALARIES	7,215.08	10,171.58	0.00	371,000.00	360,828.42	2.74
54000-1104	OVERTIME	0.00	0.00	0.00	2,500.00	2,500.00	0.00
54000-1105	FICA	563.83	780.62	0.00	30,751.00	29,970.38	2.54
54000-1106	HOSPITAL INSURANCE	4.26	6.39	0.00	20,345.00	20,338.61	0.03
54000-1115	EMPLOYEES RETIREMENT	0.00	0.00	0.00	28,138.00	28,138.00	0.00
54000-1116	PHONE ALLOWANCE	92.30	92.30	0.00	4,800.00	4,707.70	1.92
54000-1117	CAR ALLOWANCE	553.84	553.84	0.00	14,400.00	13,846.16	3.85
54000-1122	EAP- ASSISTANCE PROGRAM	1.58	2.37	0.00	0.00	2.37	0.00
54000-1178	ADMIN FEE	150.00	225.00	0.00	7,800.00	7,575.00	2.88
54000-1179	CONTINGENCY	0.00	0.00	0.00	9,275.00	9,275.00	0.00
TOTAL 11-PERSONNEL SERVICES		8,580.89	11,832.10	0.00	489,009.00	477,176.90	2.42
12-							
54000-1200	OFFICE SUPPLIES	0.00	0.00	0.00	5,000.00	5,000.00	0.00
TOTAL 12-		0.00	0.00	0.00	5,000.00	5,000.00	0.00
16-							
54000-1610	DUES & SUBSCRIPTIONS	0.00	0.00	0.00	2,500.00	2,500.00	0.00
54000-1650	TRAINING	250.00	250.00	0.00	0.00	250.00	0.00
54000-1660	TRAVEL	408.00	408.00	0.00	0.00	408.00	0.00
TOTAL 16-		658.00	658.00	0.00	2,500.00	1,642.00	26.32
18-							
54000-1850	CAPITAL OUTLAY	44,452.94	44,452.94	0.00	115,800.00	71,347.06	38.39
54000-1899	NON-CAPITALIZED	4,478.38	4,478.38	0.00	58,115.00	53,636.62	7.71
TOTAL 18-		48,931.32	48,931.32	0.00	173,915.00	124,983.68	28.14
TOTAL GENERAL		58,170.21	61,421.42	0.00	670,424.00	609,002.58	9.16
TOTAL HCRMA PROGRAM MGMT		58,170.21	61,421.42	0.00	670,424.00	609,002.58	9.16
** TOTAL FUND EXPENSES **		491,784.43	5,189,489.15	0.00	7,449,493.00	2,260,003.85	69.66

PERIOD: 6/01/2017 - 6/30/2017

ACCOUNT: 41-1-1100 GENERAL OPERATING

RECONCILIATION SUMMARY

BEGINNING STATEMENT BALANCE:	850,043.28	GL ACCOUNT BALANCE:	503,054.30
DEPOSITS:	+ 222,825.30	OUTSTANDING DEPOSITS:	- 0.00
WITHDRAWALS:	+ 507,991.83CR	OUTSTANDING CHECKS:	- 61,822.45CR
ADJUSTMENTS:	+ 0.00	ADJUSTMENTS:	+ 0.00
ENDING STATEMENT BALANCE:	564,876.75	ADJUSTED GL ACCOUNT BALANCE:	564,876.75

STATEMENT BALANCE: 564,876.75
 BANK DIFFERENCE: 0.00
 G/L DIFFERENCE: 0.00

CLEARED DEPOSITS:

No Items.

CLEARED CHECKS:

5/25/2017	002127	A FAST DELIVERY	170.00CR
5/25/2017	002130	MCALLEN EDC	15,000.00CR
5/25/2017	002131	OFFICE DEPOT	119.53CR
TOTAL CLEARED CHECKS:			15,289.53CR

CLEARED OTHER:

6/30/2017	000001	CITY OF PHARR	67,902.13CR
6/30/2017	000002	BRACEWELL LLP ATTORNEYS AT LAW	9,598.79CR
6/30/2017	000003	SIERRA TITLE OF HIDALGO COUNTY	441,105.00CR
6/30/2017	000004	PATHFINDER PUBLIC AFFAIRS	10,000.00CR
6/30/2017	000005	ABC JANITORIAL & FLOOR CARE, I	260.00CR
6/30/2017	000006	VERIZON WIRELESS	151.96CR
6/30/2017	000007	PLAINS CAPITAL-CREDIT CARD SER	2,826.72CR
6/30/2017	000008	PILAR RODRIGUEZ	200.00CR
6/30/2017	000009	RAMON NAVARRO	364.70CR
6/30/2017	000010	Eric Davila	658.00CR
6/30/2017	063017	PLAINS CAPITAL INT JUNE 2017	25.04
6/30/2017	063017	HCRMA JUNE 2017 PROMILES	8,442.00
6/30/2017	063018	HCRMA JUNE 2017 PROMILES	7,425.00
6/30/2017	063019	HCRMA JUNE 2017 PROMILES	8,010.00
6/30/2017	063020	HCRMA JUNE 2017 PROMILES	7,983.00
6/30/2017	063021	HCRMA JUNE 2017 PROMILES	8,505.00
6/30/2017	060217	INCOMING WIRE	222,800.26
TOTAL CLEARED OTHER:			269,877.00CR

PERIOD: 6/01/2017 - 6/30/2017

ACCOUNT: 41-1-1100 GENERAL OPERATING

OUTSTANDING DEPOSITS:

No Items.

OUTSTANDING CHECKS:

6/30/2017	002134	A FAST DELIVERY	108.50CR
6/30/2017	002135	ADVANCE PUBLISHING COMPANY	195.00CR
6/30/2017	002136	BENTLEY SYSTEMS, INC.	24,646.65CR
6/30/2017	002137	COPYZONE	984.50CR
6/30/2017	002138	DAHILL	1,185.88CR
6/30/2017	002139	ENVIRONMENT SYSTEMS RESEARCH,	5,813.28CR
6/30/2017	002140	OFFICE DEPOT	797.23CR
6/30/2017	002141	RIO GRANDE VALLEY PARTNERSHIP	10,000.00CR
6/30/2017	002142	SHI GOVERNMENT SOLUTIONS	6,015.70CR
6/30/2017	002143	SOUTHERN COMPUTER WAREHOUSE	12,075.71CR
TOTAL OUTSTANDING CHECKS:			61,822.45CR

OUTSTANDING OTHER:

No Items.

CITY OF PHARR
BALANCE SHEET
AS OF: JUNE 30TH, 2017

42 -HCRMA-DEBT SERVICE

ACCOUNT#	TITLE		
<hr/>			
ASSETS			
=====			
42-1-4105	WILMINGTON-DEBT SERVICE	902,295.03	
42-1-4105-1	DEBT SVC - JR LIEN	<u>2,067,366.36</u>	
			<u>2,969,661.39</u>
TOTAL ASSETS			2,969,661.39
=====			
LIABILITIES			
=====			
EQUITY			
=====			
42-3-4400	FUND BALANCE	<u>1,113,518.01</u>	
	TOTAL BEGINNING EQUITY	1,113,518.01	
TOTAL REVENUE		3,037,856.92	
TOTAL EXPENSES		<u>1,181,713.54</u>	
TOTAL REVENUE OVER/(UNDER) EXPENSES		1,856,143.38	
TOTAL EQUITY & REV. OVER/(UNDER) EXP.			<u>2,969,661.39</u>
TOTAL LIABILITIES, EQUITY & REV.OVER/(UNDER) EXP.			2,969,661.39
=====			

C I T Y O F P H A R R
REVENUE REPORT FOR PERIOD ENDING:
JUNE 30TH, 2017

1

FUND: 42 -HCRMA-DEBT SERVICE

OF YEAR COMPLETED: 50.00

ACCOUNT NO#	TITLE	CURRENT MONTH REVENUES	YEAR TO DATE REVENUES	AMOUNT BUDGETED	BUDGET BALANCE	PERCENT USED
HCRMA						
4-1506	INTEREST INCOME	633.62	2,564.91	0.00	(2,564.91)	0.00
4-1506-1	INTEREST INCOME-JR LIEN	<u>2,414.00</u>	<u>6,491.61</u>	<u>0.00</u>	(<u>6,491.61</u>)	<u>0.00</u>
	TOTAL HCRMA	3,047.62	9,056.52	0.00	(9,056.52)	0.00
HCRMA-FUND 42						
4-1999	TRANSFERS IN-FROM GENERAL FUND	<u>331,152.25</u>	<u>3,028,800.40</u>	<u>3,974,263.00</u>	<u>945,462.60</u>	<u>76.21</u>
	TOTAL HCRMA-FUND 42	331,152.25	3,028,800.40	3,974,263.00	945,462.60	76.21
** TOTAL FUND REVENUES **		334,199.87	3,037,856.92	3,974,263.00	936,406.08	76.44

7-31-2017 10:34 AM

CITY OF PHARR
EXPENSE REPORT FOR PERIOD ENDING:
JUNE 30TH, 2017

1

FUND: 42 -HRMA-DEBT SERVICE

OF YEAR COMPLETED: 50.00

ACCOUNT NO#	TITLE	CURRENT MONTH EXPENSES	YEAR TO DATE EXPENSES	YEAR TO DATE ENCUMBRANCES	AMOUNT BUDGET	BUDGET BALANCE	PERCENT USED
HRMA-DEBT SERVICE *****							
GENERAL *****							
46-							
47-							
52900-4703-1	INTEREST EXPENSE-VRF 13 BOND	1,181,713.54	1,181,713.54	0.00	0.00	(1,181,713.54)	0.00
	TOTAL 47-	1,181,713.54	1,181,713.54	0.00	0.00	(1,181,713.54)	0.00
49-							
	TOTAL GENERAL	1,181,713.54	1,181,713.54	0.00	0.00	(1,181,713.54)	0.00
	TOTAL HRMA-DEBT SERVICE	1,181,713.54	1,181,713.54	0.00	0.00	(1,181,713.54)	0.00
	** TOTAL FUND EXPENSES **	1,181,713.54	1,181,713.54	0.00	0.00	(1,181,713.54)	0.00

PERIOD: 6/01/2017 - 6/30/2017

ACCOUNT: 42-1-4105 WILMINGTON-DEBT SERVICE

08/11/17

RECONCILIATION SUMMARY

BEGINNING STATEMENT BALANCE:	1,988,565.41	GL ACCOUNT BALANCE:	902,295.03
DEPOSITS:	+ 663,128.58	OUTSTANDING DEPOSITS:	- 0.00
WITHDRAWALS:	+ 1,749,398.96CR	OUTSTANDING CHECKS:	- 0.00
ADJUSTMENTS:	+ 0.00	ADJUSTMENTS:	+ 0.00
ENDING STATEMENT BALANCE:	902,295.03	ADJUSTED GL ACCOUNT BALANCE:	902,295.03

STATEMENT BALANCE:	902,295.03
BANK DIFFERENCE:	0.00
G/L DIFFERENCE:	0.00

CLEARED DEPOSITS:

No Items.

CLEARED CHECKS:

No Items.

CLEARED OTHER:

6/30/2017	063017	42-1-4105 JUNE 2017	633.62
6/30/2017	063018	42-1-4105 JUNE 2017	331,342.71
6/30/2017	063019	42-1-4105 JUNE 2017 REVERSAL	331,342.71CR
6/30/2017	063020	42-1-4105 JUNE 2017 REVERSAL	331,152.25
6/30/2017	063017	HCRMA 42-1-4105 JUNE 2017	<u>1,418,056.25CR</u>
TOTAL CLEARED OTHER:			1,086,270.38CR

PERIOD: 6/01/2017 - 6/30/2017

ACCOUNT: 42-1-4105-1 DEBT SVC - JR LIEN

08/1/17

RECONCILIATION SUMMARY

BEGINNING STATEMENT BALANCE:	2,064,952.36	GL ACCOUNT BALANCE:	2,067,366.36
DEPOSITS:	+ 2,414.00	OUTSTANDING DEPOSITS:	- 0.00
WITHDRAWALS:	+ 0.00	OUTSTANDING CHECKS:	- 0.00
ADJUSTMENTS:	+ 0.00	ADJUSTMENTS:	+ 0.00
ENDING STATEMENT BALANCE:	2,067,366.36	ADJUSTED GL ACCOUNT BALANCE:	2,067,366.36

STATEMENT BALANCE: 2,067,366.36
BANK DIFFERENCE: 0.00
G/L DIFFERENCE: 0.00

CLEARED DEPOSITS:
No Items.

CLEARED CHECKS:
No Items.

CLEARED OTHER:

6/30/2017 063017 HCRMA 42-1-4105-1 JUNE 2017	2,414.00
TOTAL CLEARED OTHER:	2,414.00

CITY OF PHARR
BALANCE SHEET
AS OF: JUNE 30TH, 2017

43 -HCRMA-BOND CONSTRUCTION

ACCOUNT#	TITLE		
ASSETS			
=====			
43-1-8102	WILMINGTON-BOND CONSTRUCTION	1,627,051.02	
43-1-8112	A/R-GOVERNMENTAL	<u>870,425.73</u>	
			<u>2,497,476.75</u>
TOTAL ASSETS			2,497,476.75
			=====
LIABILITIES			
=====			
EQUITY			
=====			
43-3-3400	FUND BALANCE	(8,884,358.85)	
43-3-8400	FUND BALANCE	<u>11,170,732.91</u>	
	TOTAL BEGINNING EQUITY	2,286,374.06	
TOTAL REVENUE		7,231,826.44	
TOTAL EXPENSES		<u>7,020,723.75</u>	
TOTAL REVENUE OVER/(UNDER) EXPENSES		211,102.69	
TOTAL EQUITY & REV. OVER/(UNDER) EXP.			<u>2,497,476.75</u>
TOTAL LIABILITIES, EQUITY & REV.OVER/(UNDER) EXP.			2,497,476.75
			=====

C I T Y O F P H A R R
REVENUE REPORT FOR PERIOD ENDING:
JUNE 30TH, 2017

1

FUND: 43 -HCRMA-BOND CONSTRUCTION

% OF YEAR COMPLETED: 50.00

ACCOUNT NO#	TITLE	CURRENT MONTH REVENUES	YEAR TO DATE REVENUES	AMOUNT BUDGETED	BUDGET BALANCE	PERCENT USED
	47-GRANTS					
4-4700	FEDERAL GRANT	696,332.58	4,517,763.44	0.00	(4,517,763.44)	0.00
4-4701	STATE GRANT	174,083.15	1,129,440.86	0.00	(1,129,440.86)	0.00
4-4710	CITY CONTRIBUTION	0.00	80,000.00	0.00	(80,000.00)	0.00
	TOTAL 47-GRANTS	870,415.73	5,727,204.30	0.00	(5,727,204.30)	0.00
	48-INTERFUND TRANSFERS					
4-4800	TRANSFER IN- GENERAL FUND	0.00	1,500,000.00	0.00	(1,500,000.00)	0.00
	TOTAL 48-INTERFUND TRANSFERS	0.00	1,500,000.00	0.00	(1,500,000.00)	0.00
	83-HCRMA BOND CONSTRUCT					
	85-HCRMA BOND CONSTRUCT					
4-8560	INTEREST INCOME	803.65	4,622.14	0.00	(4,622.14)	0.00
	TOTAL 85-HCRMA BOND CONSTRUCT	803.65	4,622.14	0.00	(4,622.14)	0.00
	89-HCRMA BOND CONSTRUCT					
	** TOTAL FUND REVENUES **	871,219.38	7,231,826.44	0.00	(7,231,826.44)	0.00

C I T Y O F P H A R R
EXPENSE REPORT FOR PERIOD ENDING:
JUNE 30TH, 2017

1

FUND: 43 -HCRMA-BOND CONSTRUCTION

OF YEAR COMPLETED: 50.00

ACCOUNT NO#	TITLE	CURRENT MONTH EXPENSES	YEAR TO DATE EXPENSES	YEAR TO DATE ENCUMBRANCES	AMOUNT BUDGET	BUDGET BALANCE	PERCENT USED
HRMA-BOND CONSTRUCTION =====							
GENERAL -----							
86-							
87-							
52900-8710	LEGAL & PROFESSIONAL	0.00	6,770.79	0.00	0.00 (6,770.79)	0.00
52900-8750	CONSTRUCTION SOFTWARE	0.00	20,067.50	0.00	0.00 (20,067.50)	0.00
TOTAL 87-		0.00	26,838.29	0.00	0.00 (26,838.29)	0.00
88-CAPITAL EXPENDITURES							
52900-8800	CONSULTING & ENGINEERING	145,170.32	703,541.00	0.00	0.00 (703,541.00)	0.00
52900-8810	SH 365 - ENVIROMENTAL	159,662.77	414,922.42	0.00	0.00 (414,922.42)	0.00
52900-8810-1	SH 365 - DESIGN	0.00	24,570.93	0.00	0.00 (24,570.93)	0.00
52900-8810-3	SH365-ROW	0.00	(3,864.09)	0.00	0.00	3,864.09	0.00
52900-8820	IBTC - ENVIROMENTAL	980.00	9,457.50	0.00	0.00 (9,457.50)	0.00
52900-8820-1	IBTC - DESIGN	81,139.35	100,133.52	0.00	0.00 (100,133.52)	0.00
52900-8820-3	IBTC - ROW	1,433.25	7,166.25	0.00	0.00 (7,166.25)	0.00
52900-8830-1	US 281/BSIF - DESIGN	0.00	4,000.00	0.00	0.00 (4,000.00)	0.00
52900-8830-3	US 281/BSIF - ROW	0.00	2,465.00	0.00	0.00 (2,465.00)	0.00
52900-8830-4	US 281/BSIF - CONST LOCAL	13,685.72	68,882.09	0.00	0.00 (68,882.09)	0.00
52900-8830-5	US 281/BSIF-CONST FEDERAL	485,685.61	4,517,763.44	0.00	0.00 (4,517,763.44)	0.00
52900-8830-6	US 281/BSIF-CONST STATE	384,730.12	1,129,440.86	0.00	0.00 (1,129,440.86)	0.00
TOTAL 88-CAPITAL EXPENDITURES		1,272,487.14	6,978,478.92	0.00	0.00 (6,978,478.92)	0.00
89-							
52900-8999-2	TRANSFERS OUT GENERAL FUND	1,441.54	1,441.54	0.00	386,280.00	384,838.46	0.37
52900-8999-3	TRANSFER OUT-365 CONSTRUCTION	0.00	13,965.00	0.00	0.00 (13,965.00)	0.00
TOTAL 89-		1,441.54	15,406.54	0.00	386,280.00	370,873.46	3.99
TOTAL GENERAL		1,273,928.68	7,020,723.75	0.00	386,280.00	(6,634,443.75)	817.52
TOTAL HRMA-BOND CONSTRUCTION		1,273,928.68	7,020,723.75	0.00	386,280.00	(6,634,443.75)	817.52
** TOTAL FUND EXPENSES **		1,273,928.68	7,020,723.75	0.00	386,280.00	(6,634,443.75)	817.52

PERIOD: 6/01/2017 - 6/30/2017

ACCOUNT: 43-1-8102 WILMINGTON-BOND CONSTRUCTION

RECONCILIATION SUMMARY

BEGINNING STATEMENT BALANCE:	1,846,941.22	GL ACCOUNT BALANCE:	1,627,051.02
DEPOSITS:	+ 1,054,038.48	OUTSTANDING DEPOSITS:	- 0.00
WITHDRAWALS:	+ 1,273,928.68CR	OUTSTANDING CHECKS:	- 0.00
ADJUSTMENTS:	+ 0.00	ADJUSTMENTS:	+ 0.00
ENDING STATEMENT BALANCE:	1,627,051.02	ADJUSTED GL ACCOUNT BALANCE:	1,627,051.02

STATEMENT BALANCE: 1,627,051.02
 BANK DIFFERENCE: 0.00
 G/L DIFFERENCE: 0.00

CLEARED DEPOSITS:

6/30/2017 063017 HCRMA 43-1-8102 JUNE 2017	1,053,234.83
TOTAL CLEARED DEPOSITS:	1,053,234.83

CLEARED CHECKS:

No Items.

CLEARED OTHER:

6/30/2017 000011 BRACEWELL LLP ATTORNEYS AT LAW	3,430.00CR
6/30/2017 000012 FOREMOST PAVING, INC	870,415.73CR
6/30/2017 000013 TERRACON	13,685.72CR
6/30/2017 000014 DAMNENBAUM	144,018.32CR
6/30/2017 000015 TOP CUT LAWN CARE, INC.	1,433.25CR
6/30/2017 000016 RABA KISTHER	76,571.85CR
6/30/2017 000017 AMATERRA	1,152.00CR
6/30/2017 000018 S & B INFRASTRUCTURE	157,212.77CR
6/30/2017 000019 MELDEN & HUNT	4,567.50CR
6/30/2017 063017 HCRMA 43-18102 JUNE 2017	384.94
6/30/2017 063017 HCRMA 43-1-8102 JUNE 2017	1,433.54CR
6/30/2017 063018 HCRMA 43-1-8102 JUNE 2017	8.00CR
6/30/2017 063018 HCRMA 43-1-8102 JUNE 2017	418.71
TOTAL CLEARED OTHER:	1,273,125.03CR

CITY OF PHARR
BALANCE SHEET
AS OF: JUNE 30TH, 2017

44 -HCRMA-365 CONSTRUCTION

ACCOUNT#	TITLE		
ASSETS			
=====			
44-1-1102	POOL INVESTMENTS	<u>6,923,358.58</u>	
			<u>6,923,358.58</u>
TOTAL ASSETS			<u>6,923,358.58</u>
			=====
LIABILITIES			
=====			
EQUITY			
=====			
44-3-1400	FUND BALANCE	<u>14,182,085.08</u>	
	TOTAL BEGINNING EQUITY	14,182,085.08	
TOTAL REVENUE		60,286.32	
TOTAL EXPENSES		<u>7,319,012.82</u>	
TOTAL REVENUE OVER/(UNDER) EXPENSES		(7,258,726.50)	
TOTAL EQUITY & REV. OVER/(UNDER) EXP.		<u>6,923,358.58</u>	
TOTAL LIABILITIES, EQUITY & REV.OVER/(UNDER) EXP.			<u>6,923,358.58</u>
			=====

C I T Y O F P H A R R
REVENUE REPORT FOR PERIOD ENDING:
JUNE 30TH, 2017

1

FUND: 44 -HCRMA-365 CONSTRUCTION

OF YEAR COMPLETED: 50.00

ACCOUNT NO#	TITLE	CURRENT MONTH REVENUES	YEAR TO DATE REVENUES	AMOUNT BUDGETED	BUDGET BALANCE	PERCENT USED
HCRMA						
4-1506	INTEREST REVENUE	<u>9,156.76</u>	<u>44,879.78</u>	<u>0.00</u>	(<u>44,879.78</u>)	<u>0.00</u>
	TOTAL HCRMA	9,156.76	44,879.78	0.00	(44,879.78)	0.00
48-INTERFUND TRANSFERS						
4-4800-1	TRANSFER IN BOND CONSTRUCTION	<u>1,441.54</u>	<u>15,406.54</u>	<u>0.00</u>	(<u>15,406.54</u>)	<u>0.00</u>
	TOTAL 48-INTERFUND TRANSFERS	1,441.54	15,406.54	0.00	(15,406.54)	0.00
** TOTAL FUND REVENUES **		10,598.30	60,286.32	0.00	(60,286.32)	0.00

7-31-2017 10:34 AM

CITY OF PHARR
EXPENSE REPORT FOR PERIOD ENDING:
JUNE 30TH, 2017

1

FUND: 44 -HCRMA-365 CONSTRUCTION

OF YEAR COMPLETED: 50.00

ACCOUNT NO#	TITLE	CURRENT MONTH EXPENSES	YEAR TO DATE EXPENSES	YEAR TO DATE ENCUMBRANCES	AMOUNT BUDGET	BUDGET BALANCE	PERCENT USED
HCRMA-365 CONSTRUCTION =====							
HCRMA-365 CONSTRUCTION -----							
88-CAPITAL EXPENDITURES							
52900-8810-3	SH365-ROW	13,994.06	13,994.06	0.00	0.00	(13,994.06)	0.00
52900-8841	PROFESSIONAL SERVICES	82,238.13	407,357.29	0.00	0.00	(407,357.29)	0.00
52900-8842	ACQUISITIONS ROAD	1,072,838.86	6,897,661.47	0.00	0.00	(6,897,661.47)	0.00
TOTAL 88-CAPITAL EXPENDITURES		1,169,071.05	7,319,012.82	0.00	0.00	(7,319,012.82)	0.00
89-							
TOTAL HCRMA-365 CONSTRUCTION		1,169,071.05	7,319,012.82	0.00	0.00	(7,319,012.82)	0.00
TOTAL HCRMA-365 CONSTRUCTION		1,169,071.05	7,319,012.82	0.00	0.00	(7,319,012.82)	0.00
** TOTAL FUND EXPENSES **		1,169,071.05	7,319,012.82	0.00	0.00	(7,319,012.82)	0.00

PERIOD: 6/01/2017 - 6/30/2017

ACCOUNT: 44-1-1102 POOL INVESTMENTS

08/1/17

RECONCILIATION SUMMARY

BEGINNING STATEMENT BALANCE:	8,081,831.33	GL ACCOUNT BALANCE:	6,923,358.58
DEPOSITS:	+ 10,598.30	OUTSTANDING DEPOSITS:	- 0.00
WITHDRAWALS:	+ 1,169,071.08CR	OUTSTANDING CHECKS:	- 0.00
ADJUSTMENTS:	+ 0.00	ADJUSTMENTS:	+ 0.00
ENDING STATEMENT BALANCE:	6,923,358.58	ADJUSTED GL ACCOUNT BALANCE:	6,923,358.58

STATEMENT BALANCE:	6,923,358.58
BANK DIFFERENCE:	0.00
G/L DIFFERENCE:	0.00

CLEARED DEPOSITS:

No Items.

CLEARED CHECKS:

No Items.

CLEARED OTHER:

6/30/2017	000020	SENDERO ACQUISITIONS	28,615.00CR
6/30/2017	000021	SIERRA TITLE OF HIDALGO COUNTY	15,758.86CR
6/30/2017	000022	LAW OFFICE OF RICHARD A. CANTU	20,561.13CR
6/30/2017	000023	SAMES	11,237.00CR
6/30/2017	000024	ROW SURVEYING SERVICES LLC	2,125.00CR
6/30/2017	000025	BARKHURST & HINOJOSA PC	7,825.00CR
6/30/2017	000026	QUINTANILLA HEADLEY & ASSOCIAT	13,994.06CR
6/30/2017	000027	LEONEL GARZA & ASSOCIATES	3,875.00CR
6/30/2017	000028	SIERRA TITLE OF HIDALGO COUNTY	1,037,080.00CR
6/30/2017	000029	LAW OFFICE OF RAFAEL DE LA GAR	20,000.00CR
6/30/2017	063017	HCRMA 44-1-1102 JUNE 17	9,156.76
6/30/2017	063017	HCRMA 44-1-1102 JUNE 2017	1,441.54
TOTAL CLEARED OTHER:			1,158,472.75CR

=====

HIDALGO CO. REGIONAL MOBILITY AUTHORITY
STATEMENT OF NET POSITION JULY 31, 2017

ASSETS

CURRENT ASSETS

Cash	\$ 686,684
Pool Investments	1,325,605
Promiles-Prepaid/Escrow Overweight Permit Fees	10,900
Accounts Receivable - VR Fees	460,500
Prepaid expense	3,587
	<hr/>
Total Current Assets	2,487,276

RESTRICTED ASSETS

Investments-debt service	1,233,816
Investments-debt service jr. lien	2,069,545
Investments-bond construction	247,475
Investments-365 (SIB) construction	2,328
Due from-governmental agency	3,474,254
	<hr/>

Total Restricted Assets	<hr/> 7,027,418
-------------------------	-----------------

CAPITAL ASSETS

Land-enviornmental	441,105
Construction in progress	96,362,311
	<hr/>

Total Capital Assets	<hr/> 96,803,416
----------------------	------------------

TOTAL ASSETS	<u><u>\$ 106,318,110</u></u>
---------------------	-------------------------------------

LIABILITIES AND NET POSITION

CURRENT LIABILITIES

Accounts payable	\$ 47,904
Accounts payable-City of Pharr	77,579
Unearned Revenue - Overweight Permit Escrow	10,900
Current Portion of Bond Premium	76,452
	<hr/>

Total Current Liabilities	<hr/> 212,835
---------------------------	---------------

RESTRICTED LIABILITIES

Accounts Payable	179,893
Current Portion of Long-Term Debt	1,140,000
	<hr/>

Total Restricted Liabilities	<hr/> 1,319,893
------------------------------	-----------------

LONG-TERM LIABILITIES

2013 VRF Bonds Payable	57,135,000
Jr. Lien Bonds	20,000,000
Bond premium	1,987,740
Advance on construction	63,000
	<hr/>

Total Long-Term Liabilities	<hr/> 79,185,740
-----------------------------	------------------

Total Liabilities	<hr/> 80,718,468
-------------------	------------------

NET POSITION

Investment in Capital Assets, Net of Related Debt	19,945,388
Restricted for:	
Debt Service	3,303,361
Unrestricted	2,350,893
	<hr/>

Total Net Position	<hr/> 25,599,642
--------------------	------------------

TOTAL LIABILITIES AND NET POSITION	<u><u>\$ 106,318,110</u></u>
---	-------------------------------------

BALANCE SHEET

AS OF: JULY 31ST, 2017

41 -HCRMA-GENERAL

ACCOUNT#	TITLE		
ASSETS			
=====			
41-1-1100	GENERAL OPERATING	686,684.00	
41-1-1101	PLEDGE AGREEMENTS-CITIES	0.00	
41-1-1102	POOL INVESTMENTS	1,325,605.12	
41-1-1110	CLEARING ACCOUNT-WT 000-VRF	0.00	
41-1-1110-1	CLEARING ACCT-SIB LOAN	0.00	
41-1-1113	ACCOUNTS RECIEVABLES-VR FEES	460,500.00	
41-1-1113-1	PROMILES-PREPAID/ESCROW OVERWE	10,900.00	
41-1-1118	CONSTRUCTION IN PROGRESS	96,362,311.27	
41-1-1119-1	LAND-ENVIRONMENTAL	441,105.00	
41-1-1120	EQUIPMENT	0.00	
41-1-1121	FURNITURE & FIXTURES	0.00	
41-1-1122	COMPUTER EQUIP/SOFTWARE	0.00	
41-1-1123	ACCUMULATED DEPRECIATION	0.00	
41-1-1444	DUE FROM BOND CONSTRUCTION	0.00	
41-1-1601	PREPAID EXPENSE	<u>3,586.66</u>	
			<u>99,290,692.05</u>
TOTAL ASSETS			99,290,692.05
=====			
LIABILITIES			
=====			
41-2-1212	ACCOUNTS PAYABLE	47,903.96	
41-2-1212-1	A/P CITY OF PHARR	77,579.46	
41-2-1213-1	UNEARNED REV.-OVERWEIGHT	10,900.00	
41-2-1213-9	CURRENT-UNAMORTIZED PREMIUM	76,451.51	
41-2-1214-1	BONDS PAYABLE-CURRENT	1,140,000.00	
41-2-1214-10	LONG TERM BONDS- JR LIEN	20,000,000.00	
41-2-1214-2	BONDS PAYABLE-LONG TERM PORTIO	57,135,000.00	
41-2-1214-3	UNAMORTIZED PREMIUM ON BOND	1,987,740.20	
41-2-1214-9	ADVANCE ON CONSTRUCTION	63,000.00	
41-2-1401	FUND BALANCE-RESTRICTED FOR IM	<u>0.00</u>	
TOTAL LIABILITIES			<u>80,538,575.13</u>
EQUITY			
=====			
41-3-1400	FUND BALANCE	19,726,427.59	
41-3-3400	FUND BALANCE	<u>3,910,339.95</u>	
TOTAL BEGINNING EQUITY		23,636,767.54	
TOTAL REVENUE		3,977,650.35	
TOTAL EXPENSES		<u>8,862,300.97</u>	
TOTAL REVENUE OVER/(UNDER) EXPENSES		(4,884,650.62)	
TOTAL EQUITY & REV. OVER/(UNDER) EXP.			<u>18,752,116.92</u>
TOTAL LIABILITIES, EQUITY & REV.OVER/(UNDER) EXP.			99,290,692.05
=====			

C I T Y O F P H A R R
REVENUE REPORT FOR PERIOD ENDING:
JULY 31ST, 2017

1

FUND: 41 -HCRMA-GENERAL

% OF YEAR COMPLETED: 58.33

ACCOUNT NO#	TITLE	CURRENT MONTH REVENUES	YEAR TO DATE REVENUES	AMOUNT BUDGETED	BUDGET BALANCE	PERCENT USED
HCRMA						
4-1504	VEHICLE REGISTRATION FEES	460,500.00	3,721,018.54	6,695,000.00	2,973,981.46	55.58
4-1504-1	VFR DIVIDENDS/INTEREST	0.00	0.00	0.00	0.00	0.00
4-1505-5	PROMILES-OW/OS PERMIT FEES	30,231.00	200,889.00	250,000.00	49,111.00	80.36
4-1505-9	CONTRIBUTIONS-CITY	0.00	0.00	0.00	0.00	0.00
4-1506	INTEREST REVENUE	3,458.89	30,261.23	28,000.00	(2,261.23)	108.08
4-1506-2	INTEREST INCOME-TEKSTAR GEN OP	0.00	0.00	0.00	0.00	0.00
4-1506-3	INTEREST INCOME-TEKSTAR VRF	0.00	0.00	0.00	0.00	0.00
4-1590	BONDS PROCEEDS	0.00	0.00	0.00	0.00	0.00
	TOTAL HCRMA	494,189.89	3,952,168.77	6,973,000.00	3,020,831.23	56.68
46-CHARGES FOR CURRENT SE						
4-4664	MISCELLANEOUS	0.00	25,481.58	0.00	(25,481.58)	0.00
	TOTAL 46-CHARGES FOR CURRENT SE	0.00	25,481.58	0.00	(25,481.58)	0.00
48-INTERFUND TRANSFERS						
4-4800	TRANSFER IN - BOND CONSTRUCTIO	0.00	0.00	719,558.00	719,558.00	0.00
	TOTAL 48-INTERFUND TRANSFERS	0.00	0.00	719,558.00	719,558.00	0.00
** TOTAL FUND REVENUES **		494,189.89	3,977,650.35	7,692,558.00	3,714,907.65	51.71

CITY OF PHARR
EXPENSE REPORT FOR PERIOD ENDING:
JULY 31ST, 2017

FUND: 41 -HCRMA-GENERAL

% OF YEAR COMPLETED: 58.33

ACCOUNT NO#	TITLE	CURRENT MONTH EXPENSES	YEAR TO DATE EXPENSES	YEAR TO DATE ENCUMBRANCES	AMOUNT BUDGET	BUDGET BALANCE	PERCENT USED
52900-1640	ADVERTISING	0.00	4,874.00	0.00	15,000.00	10,126.00	32.49
52900-1650	TRAINING	400.00	1,684.95	0.00	10,000.00	8,315.05	16.85
52900-1660	TRAVEL	274.85	2,157.76	0.00	15,000.00	12,842.24	14.39
52900-1662	PRINTING & PUBLICATIONS	943.47	6,433.52	0.00	15,000.00	8,566.48	42.89
TOTAL 16-		2,534.74	46,255.49	0.00	129,400.00	83,144.51	35.75
17-							
52900-1703	BANK SERVICE CHARGES	0.00	2,000.00	0.00	0.00	2,000.00	0.00
52900-1705	ACCOUNTING FEES	205.00	28,507.45	0.00	40,000.00	11,492.55	71.27
52900-1710	LEGAL FEES	6,658.48	34,922.12	0.00	30,000.00	4,922.12	116.41
52900-1710-1	LEGAL FEES-GOV.AFFAIRS	10,000.00	70,000.00	0.00	0.00	70,000.00	0.00
52900-1712	FINANCIAL CONSULTING FEES	9,600.00	9,600.00	0.00	0.00	9,600.00	0.00
52900-1715	RENT-OFFICE	1,969.60	9,848.00	0.00	35,000.00	25,152.00	28.14
52900-1715-1	RENT-OFFICE EQUIPMENT	905.35	4,807.28	0.00	12,000.00	7,192.72	40.06
52900-1715-2	RENT-OTHER	0.00	0.00	0.00	5,000.00	5,000.00	0.00
52900-1716	CONTRACTUAL WEBSITE SERVICES	200.00	1,200.00	0.00	2,400.00	1,200.00	50.00
52900-1731	MISCELLANEOUS	0.00	153.50	0.00	1,000.00	846.50	15.35
52900-1732	PENALTIES & INTEREST	0.00	0.00	0.00	1,000.00	1,000.00	0.00
52900-1797	CAPITALIZED-WAGES	0.00	0.00	0.00	0.00	0.00	0.00
52900-1798	CAPITALIZED-CONSTRUCTION/OTHER	0.00	0.00	0.00	0.00	0.00	0.00
52900-1799	PREMIUM AMORTIZATION	0.00	0.00	0.00	0.00	0.00	0.00
TOTAL 17-		29,538.43	161,038.35	0.00	126,400.00	34,638.35	127.40
18-							
52900-1850	CAPITAL OUTLAY	0.00	0.00	0.00	25,000.00	25,000.00	0.00
52900-1899	NON-CAPITAL	0.00	0.00	0.00	5,000.00	5,000.00	0.00
TOTAL 18-		0.00	0.00	0.00	30,000.00	30,000.00	0.00
19-							
52900-1999-2	TRANSFER OUT TO BOND CONSTRUCT	1,800,000.00	3,300,000.00	0.00	0.00	3,300,000.00	0.00
52900-1999-3	TRANSFER OUT TO DEBT	331,152.25	2,319,910.14	0.00	3,976,112.00	1,656,201.86	58.35
52900-1999-4	TRANSFER OUT 365 CONSTRUCTION	0.00	0.00	0.00	0.00	0.00	0.00
52900-1999-5	TRANS OUT DEB-JR LIEN	0.00	1,040,000.00	0.00	1,040,400.00	400.00	99.96
TOTAL 19-		2,131,152.25	6,659,910.14	0.00	5,016,512.00	1,643,398.14	132.76

C I T Y O F P H A R R
EXPENSE REPORT FOR PERIOD ENDING:
JULY 31ST, 2017

3

FUND: 41 -HCRMA-GENERAL

% OF YEAR COMPLETED: 58.33

ACCOUNT NO#	TITLE	CURRENT MONTH EXPENSES	YEAR TO DATE EXPENSES	YEAR TO DATE ENCUMBRANCES	AMOUNT BUDGET	BUDGET BALANCE	PERCENT USED
88-CAPITAL EXPENDITURES							
52900-8830-4	US 281/ BSIF - CONST LOCAL	4,824.09	4,824.09	0.00	0.00	(4,824.09)	0.00
52900-8842	ACQUISITIONS ROAD	1,368,636.42	1,368,636.42	0.00	0.00	(1,368,636.42)	0.00
TOTAL 88-CAPITAL EXPENDITURES		1,373,460.51	1,373,460.51	0.00	0.00	(1,373,460.51)	0.00
TOTAL GENERAL		3,589,329.62	8,575,425.27	0.00	5,939,055.00	(2,636,370.27)	144.39
TOTAL HCRMA ADMINISTRATION		3,589,329.62	8,575,425.27	0.00	5,939,055.00	(2,636,370.27)	144.39
HCRMA CONSTRUCTION MGMT =====							
GENERAL -----							
11-PERSONNEL SERVICES							
53000-1100	SALARIES	16,724.85	123,534.13	0.00	499,229.00	375,694.87	24.74
53000-1104	OVERTIME	0.00	0.00	0.00	25,000.00	25,000.00	0.00
53000-1105	FICA	1,278.40	9,474.70	0.00	45,189.00	35,714.30	20.97
53000-1106	HOSPITAL INSURANCE	9,863.17	9,939.85	0.00	26,709.00	16,769.15	37.22
53000-1115	EMPLOYEES RETIREMENT	1,429.02	10,562.84	0.00	41,350.00	30,787.16	25.54
53000-1116	PHONE ALLOWANCE	276.90	2,076.75	0.00	10,800.00	8,723.25	19.23
53000-1117	CAR ALLOWANCE	553.84	4,153.80	0.00	43,200.00	39,046.20	9.62
53000-1122	EAP- ASSISTANCE PROGRAM	4.74	33.18	0.00	0.00	(33.18)	0.00
53000-1178	ADMN FEE	450.00	3,375.00	0.00	15,600.00	12,225.00	21.63
53000-1179	CONTINGENCY	0.00	0.00	0.00	12,481.00	12,481.00	0.00
TOTAL 11-PERSONNEL SERVICES		30,580.92	163,150.25	0.00	719,558.00	556,407.75	22.67
12-							
53000-1200	OFFICE SUPPLIES	0.00	433.15	0.00	5,000.00	4,566.85	8.66
53000-1201	SMALL TOOLS	0.00	3,196.99	0.00	11,821.00	8,624.01	27.05
TOTAL 12-		0.00	3,630.14	0.00	16,821.00	13,190.86	21.58

C I T Y O F P H A R R
EXPENSE REPORT FOR PERIOD ENDING:
JULY 31ST, 2017

4

FUND: 41 -HCRMA-GENERAL

% OF YEAR COMPLETED: 58.33

ACCOUNT NO#	TITLE	CURRENT MONTH EXPENSES	YEAR TO DATE EXPENSES	YEAR TO DATE ENCUMBRANCES	AMOUNT BUDGET	BUDGET BALANCE	PERCENT USED
16-							
53000-1605	JANITORIAL	260.00	1,560.00	0.00	3,500.00	1,940.00	44.57
53000-1608	UNIFORMS	0.00	0.00	0.00	4,485.00	4,485.00	0.00
53000-1610	DUES & SUBSCRIPTIONS	0.00	273.00	0.00	5,000.00	4,727.00	5.46
53000-1650	TRAINING	0.00	525.00	0.00	7,340.00	6,815.00	7.15
53000-1660	TRAVEL	0.00	1,871.42	0.00	12,000.00	10,128.58	15.60
TOTAL 16-		260.00	4,229.42	0.00	32,325.00	28,095.58	13.08
17-							
53000-1715-1	RENTAL - OFFICE EQUIPMENT	224.46	2,027.65	0.00	4,000.00	1,972.35	50.69
TOTAL 17-		224.46	2,027.65	0.00	4,000.00	1,972.35	50.69
18-							
53000-1899	NON-CAPITALIZED	0.00	0.00	0.00	67,310.00	67,310.00	0.00
TOTAL 18-		0.00	0.00	0.00	67,310.00	67,310.00	0.00
TOTAL GENERAL		31,065.38	173,037.46	0.00	840,014.00	666,976.54	20.60
TOTAL HCRMA CONSTRUCTION MGMT		31,065.38	173,037.46	0.00	840,014.00	666,976.54	20.60

HCRMA PROGRAM MGMT

=====

GENERAL

=====

11-PERSONNEL SERVICES							
54000-1100	SALARIES	9,462.40	19,633.98	0.00	371,000.00	351,366.02	5.29
54000-1104	OVERTIME	0.00	0.00	0.00	2,500.00	2,500.00	0.00
54000-1105	FICA	754.54	1,535.16	0.00	30,751.00	29,215.84	4.99
54000-1106	HOSPITAL INSURANCE	5,752.16	5,758.55	0.00	20,345.00	14,586.45	28.30
54000-1115	EMPLOYEES RETIREMENT	0.00	0.00	0.00	28,138.00	28,138.00	0.00
54000-1116	PHONE ALLOWANCE	92.30	184.60	0.00	4,800.00	4,615.40	3.85
54000-1117	CAR ALLOWANCE	553.84	1,107.68	0.00	14,400.00	13,292.32	7.69
54000-1122	EAP- ASSISTANCE PROGRAM	1.58	3.95	0.00	0.00	3.95	0.00
54000-1178	ADMN FEE	150.00	375.00	0.00	7,800.00	7,425.00	4.81
54000-1179	CONTINGENCY	0.00	0.00	0.00	9,275.00	9,275.00	0.00
TOTAL 11-PERSONNEL SERVICES		16,766.82	28,598.92	0.00	489,009.00	460,410.08	5.85

C I T Y O F P H A R R
EXPENSE REPORT FOR PERIOD ENDING:
JULY 31ST, 2017

5

FUND: 41 -HCRMA-GENERAL

P OF YEAR COMPLETED: 58.33

ACCOUNT NO#	TITLE	CURRENT MONTH EXPENSES	YEAR TO DATE EXPENSES	YEAR TO DATE ENCUMBRANCES	AMOUNT BUDGET	BUDGET BALANCE	PERCENT USED
12-							
54000-1200	OFFICE SUPPLIES	0.00	0.00	0.00	5,000.00	5,000.00	0.00
54000-1201	SMALL TOOLS	0.00	0.00	0.00	0.00	0.00	0.00
TOTAL 12-		0.00	0.00	0.00	5,000.00	5,000.00	0.00
16-							
54000-1610	DUES & SUBSCRIPTIONS	0.00	0.00	0.00	2,500.00	2,500.00	0.00
54000-1650	TRAINING	0.00	250.00	0.00	0.00	(250.00)	0.00
54000-1660	TRAVEL	0.00	408.00	0.00	0.00	(408.00)	0.00
TOTAL 16-		0.00	658.00	0.00	2,500.00	1,842.00	26.32
18-							
54000-1850	CAPITAL OUTLAY	35,650.00	80,102.94	0.00	115,800.00	35,697.06	69.17
54000-1899	NON-CAPITALIZED	0.00	4,478.38	0.00	58,115.00	53,636.62	7.71
TOTAL 18-		35,650.00	84,581.32	0.00	173,915.00	89,333.68	48.63
TOTAL GENERAL		52,416.82	113,838.24	0.00	670,424.00	556,585.76	16.98
TOTAL HCRMA PROGRAM MGMT		52,416.82	113,838.24	0.00	670,424.00	556,585.76	16.98
** TOTAL FUND EXPENSES **		3,672,811.82	8,862,300.97	0.00	7,449,493.00	(1,412,807.97)	118.97

PERIOD: 7/01/2017 - 7/31/2017

ACCOUNT: 41-1-1100 GENERAL OPERATING

RECONCILIATION SUMMARY

BEGINNING STATEMENT BALANCE:	564,876.75	GL ACCOUNT BALANCE:	686,684.00
DEPOSITS:	+ 242,349.03	OUTSTANDING DEPOSITS:	- 0.00
WITHDRAWALS:	+ 120,541.78CR	OUTSTANDING CHECKS:	- 0.00
ADJUSTMENTS:	+ 0.00	ADJUSTMENTS:	+ 0.00
ENDING STATEMENT BALANCE:	686,684.00	ADJUSTED GL ACCOUNT BALANCE:	686,684.00

STATEMENT BALANCE: 686,684.00
BANK DIFFERENCE: 0.00
G/L DIFFERENCE: 0.00

8/15/17

CLEARED DEPOSITS:
No Items.

CLEARED CHECKS:

6/30/2017	002134	A FAST DELIVERY	108.50CR
6/30/2017	002135	ADVANCE PUBLISHING COMPANY	195.00CR
6/30/2017	002136	BENTLEY SYSTEMS, INC.	24,646.65CR
6/30/2017	002137	COPYZONE	984.50CR
6/30/2017	002138	DAHILL	1,185.88CR
6/30/2017	002139	ENVIRONMENT SYSTEMS RESEARCH,	5,813.28CR
6/30/2017	002140	OFFICE DEPOT	797.23CR
6/30/2017	002141	RIO GRANDE VALLEY PARTNERSHIP	10,000.00CR
6/30/2017	002142	SHI GOVERNMENT SOLUTIONS	6,015.70CR
6/30/2017	002143	SOUTHERN COMPUTER WAREHOUSE	12,075.71CR
TOTAL CLEARED CHECKS:			61,822.45CR

=====

CLEARED OTHER:

7/10/2017	071017	HCMA WIRE TRANSFER JULY 2017	1,400,000.00
7/31/2017	000030	CITY OF PHARR --	97,186.82CR
7/31/2017	000031	BRACEWELL LLP ATTORNEYS AT LAW	5,658.48CR
7/31/2017	000032	PENA DESIGNS	200.00CR
7/31/2017	000033	PATHFINDER PUBLIC AFFAIRS	10,000.00CR
7/31/2017	000034	ABC JANITORIAL & FLOOR CARE, I	260.00CR
7/31/2017	000035	PLAINS CAPITAL-CREDIT CARD SER	1,030.56CR
7/31/2017	073117	HCMA JULY 2017 PROMILES	8,325.00
7/31/2017	073118	HCMA JULY 2017 PROMILES	7,029.00
7/31/2017	073119	HCMA JULY 2017 PROMILES	7,155.00
7/31/2017	073120	HCMA JULY 2017 PROMILES	7,722.00
7/31/2017	073117	HCMA CLEARING ACCT JULY 2017	179,109.75
7/31/2017	000036	SIERRA TITLE OF HIDALGO COUNTY	1,368,636.42CR
7/31/2017	000037	VERIZON WIRELESS	151.96CR

PERIOD: 7/01/2017 - 7/31/2017

ACCOUNT: 41-1-1100 GENERAL OPERATING

7/31/2017	000038	LIBERTY FENCE & IRON WORKS	4,824.09CR
7/31/2017	073118	HCRMA FUND 41 JULY 2017	209.41
7/31/2017	073119	HCRMA FUND 41 JULY 2017	63,000.00
7/31/2017	073117	INTEREST JULY 2017	29.87
7/31/2017	073120	WIRE ADJUSMENT	2.00CR
TOTAL CLEARED OTHER:			183,629.70

PERIOD: 7/01/2017 - 7/31/2017

ACCOUNT: 41-1-1102 POOL INVESTMENTS

RECONCILIATION SUMMARY

08/15/17

BEGINNING STATEMENT BALANCE:	4,522,176.10	GL ACCOUNT BALANCE:	1,325,605.12
DEPOSITS:	+ 3,429.02	OUTSTANDING DEPOSITS:	- 0.00
WITHDRAWALS:	+ 3,200,000.00CR	OUTSTANDING CHECKS:	- 0.00
ADJUSTMENTS:	+ 0.00	ADJUSTMENTS:	+ 0.00
ENDING STATEMENT BALANCE:	1,325,605.12	ADJUSTED GL ACCOUNT BALANCE:	1,325,605.12

STATEMENT BALANCE: 1,325,605.12
BANK DIFFERENCE: 0.00
G/L DIFFERENCE: 0.00

CLEARED DEPOSITS:
No Items.

CLEARED CHECKS:
No Items.

CLEARED OTHER:

7/10/2017	071017	HCRMA WIRE TRANSFER JULY 2017	1,400,000.00CR
7/31/2017	073117	HCRMA FUND 41-1-1102 JULY 17	64.20
7/31/2017	073118	HCRMA FUND 41-1-1102 JULY 17	64.44
7/31/2017	073119	HCRMA FUND 41-1-1102 JULY 17	3,300.38
7/31/2017	073117	HCRMA FUND 41-1-1102 JULY 17	<u>1,800,000.00CR</u>
TOTAL CLEARED OTHER:			3,196,570.98CR

AS OF: JULY 31ST, 2017

42 -HCRMA-DEBT SERVICE

ACCOUNT#	TITLE		
ASSETS			
=====			
42-1-4105	WILMINGTON-DEBT SERVICE	1,233,815.64	
42-1-4105-1	DEBT SVC - JR LIEN	2,069,544.88	
42-1-4114	DUE FROM (TO)	<u>0.00</u>	
			<u>3,303,360.52</u>
TOTAL ASSETS			3,303,360.52
			=====
LIABILITIES			
=====			
42-2-4213-5	DUE TO (FROM)	0.00	
42-2-4214-6	ACCRUED INTEREST PAY-2013	<u>0.00</u>	
TOTAL LIABILITIES			<u>0.00</u>
EQUITY			
=====			
42-3-4400	FUND BALANCE	<u>1,113,518.01</u>	
TOTAL BEGINNING EQUITY		1,113,518.01	
TOTAL REVENUE		3,371,556.05	
TOTAL EXPENSES		<u>1,181,713.54</u>	
TOTAL REVENUE OVER/(UNDER) EXPENSES		2,189,842.51	
TOTAL EQUITY & REV. OVER/(UNDER) EXP.			<u>3,303,360.52</u>
TOTAL LIABILITIES, EQUITY & REV.OVER/(UNDER) EXP.			3,303,360.52
			=====

JULY 31ST, 2017

FUND: 42 -HCRMA-DEBT SERVICE

OF YEAR COMPLETED: 58.33

ACCOUNT NO#	TITLE	CURRENT MONTH REVENUES	YEAR TO DATE REVENUES	AMOUNT BUDGETED	BUDGET BALANCE	PERCENT USED
HCRMA						
4-1506	INTEREST INCOME	368.36	2,933.27	0.00	(2,933.27)	0.00
4-1506-1	INTEREST INCOME-JR LIEN	<u>2,178.52</u>	<u>8,670.13</u>	<u>0.00</u>	(<u>8,670.13</u>)	<u>0.00</u>
	TOTAL HCRMA	2,546.88	11,603.40	0.00	(11,603.40)	0.00
HCRMA-FUND 42						
4-1999	TRANSFERS IN-FROM GENERAL FUND	<u>331,152.25</u>	<u>3,359,952.65</u>	<u>3,974,263.00</u>	<u>614,310.35</u>	<u>84.54</u>
	TOTAL HCRMA-FUND 42	331,152.25	3,359,952.65	3,974,263.00	614,310.35	84.54
	** TOTAL FUND REVENUES **	333,699.13	3,371,556.05	3,974,263.00	602,706.95	84.83

EXPENSE REPORT FOR PERIOD ENDING:
JULY 31ST, 2017

1

FUND: 42 -HRMA-DEBT SERVICE

% OF YEAR COMPLETED: 58.33

ACCOUNT NO#	TITLE	CURRENT MONTH EXPENSES	YEAR TO DATE EXPENSES	YEAR TO DATE ENCUMBRANCES	AMOUNT BUDGET	BUDGET BALANCE	PERCENT USED
HRMA-DEBT SERVICE							

GENERAL							

46-							
47-							
52900-4703-1	INTEREST EXPENSE-VRF 13 BOND	0.00	1,181,713.54	0.00	0.00	(1,181,713.54)	0.00
	TOTAL 47-	0.00	1,181,713.54	0.00	0.00	(1,181,713.54)	0.00
49-							
	TOTAL GENERAL	0.00	1,181,713.54	0.00	0.00	(1,181,713.54)	0.00
	TOTAL HRMA-DEBT SERVICE	0.00	1,181,713.54	0.00	0.00	(1,181,713.54)	0.00
	** TOTAL FUND EXPENSES **	0.00	1,181,713.54	0.00	0.00	(1,181,713.54)	0.00

RECONCILIATION SUMMARY

BEGINNING STATEMENT BALANCE:	902,295.03	GL ACCOUNT BALANCE:	1,233,815.64
DEPOSITS:	+ 331,520.61	OUTSTANDING DEPOSITS:	- 0.00
WITHDRAWALS:	+ 0.00	OUTSTANDING CHECKS:	- 0.00
ADJUSTMENTS:	+ 0.00	ADJUSTMENTS:	+ 0.00
ENDING STATEMENT BALANCE:	1,233,815.64	ADJUSTED GL ACCOUNT BALANCE:	1,233,815.64

STATEMENT BALANCE:	1,233,815.64
BANK DIFFERENCE:	0.00
G/L DIFFERENCE:	0.00

CLEARED DEPOSITS:

7/31/2017 073117 HCRMA FUND 42 JULY 2017	331,152.25
TOTAL CLEARED DEPOSITS:	331,152.25

=====

CLEARED CHECKS:

No Items.

CLEARED OTHER:

7/31/2017 073117 HCRMA FUND 42 JULY 2017	368.36
TOTAL CLEARED OTHER:	368.36

=====

08/15/17

ACCOUNT: 42-1-4105-1 DEBT SVC - JR LIEN

① 8/15/17

RECONCILIATION SUMMARY

BEGINNING STATEMENT BALANCE:	2,067,366.36	GL ACCOUNT BALANCE:	2,069,544.88
DEPOSITS:	+ 2,178.52	OUTSTANDING DEPOSITS:	- 0.00
WITHDRAWALS:	+ 0.00	OUTSTANDING CHECKS:	- 0.00
ADJUSTMENTS:	+ 0.00	ADJUSTMENTS:	+ 0.00
ENDING STATEMENT BALANCE:	2,069,544.88	ADJUSTED GL ACCOUNT BALANCE:	2,069,544.88

STATEMENT BALANCE:	2,069,544.88
BANK DIFFERENCE:	0.00
G/L DIFFERENCE:	0.00

CLEARED DEPOSITS:
No Items.

CLEARED CHECKS:
No Items.

CLEARED OTHER:

7/31/2017 073117 HCRMA FUND 42-1-4105-1 JULY 17	2,178.52
TOTAL CLEARED OTHER:	2,178.52

=====

43 -HCRMA-BOND CONSTRUCTION

ACCOUNT#	TITLE		
ASSETS			
=====			
43-1-8102	WILMINGTON-BOND CONSTRUCTION	247,475.38	
43-1-8110	CERTIFICATES OF DEPOSIT-BOND	0.00	
43-1-8111	CD SPREAD PROGRAM-BOND CONST	0.00	
43-1-8111-1	GOVERNMENT SECURITIES-BOND	0.00	
43-1-8112	A/R-GOVERNMENTAL	3,474,253.96	
43-1-8113	ACCRUED INTEREST INCOME	0.00	
43-1-8114	DUE FROM (TO)	<u>0.00</u>	
			<u>3,721,729.34</u>
TOTAL ASSETS			3,721,729.34
=====			
LIABILITIES			
=====			
43-2-8212	ACCOUNTS PAYABLE	179,892.84	
43-2-8213	RETAINAGE PAYABLE	0.00	
43-2-8213-5	DUE TO GENERAL FUND	0.00	
43-2-8214-5	ACCRUED EXPENSES	0.00	
43-2-8400	FUND BALANCE	<u>0.00</u>	
TOTAL LIABILITIES			<u>179,892.84</u>
EQUITY			
=====			
43-3-3400	FUND BALANCE	(8,884,358.85)	
43-3-8400	FUND BALANCE	<u>11,170,732.91</u>	
TOTAL BEGINNING EQUITY			2,286,374.06
TOTAL REVENUE		11,636,621.56	
TOTAL EXPENSES		<u>10,381,159.12</u>	
TOTAL REVENUE OVER/(UNDER) EXPENSES			1,255,462.44
TOTAL EQUITY & REV. OVER/(UNDER) EXP.			<u>3,541,836.50</u>
TOTAL LIABILITIES, EQUITY & REV.OVER/(UNDER) EXP.			3,721,729.34
=====			

JULY 31ST, 2017

FUND: 43 -HCRMA-BOND CONSTRUCTION

OF YEAR COMPLETED: 58.33

ACCOUNT NO#	TITLE	CURRENT MONTH REVENUES	YEAR TO DATE REVENUES	AMOUNT BUDGETED	BUDGET BALANCE	PERCENT USED
47-GRANTS						
4-4700	FEDERAL GRANT	2,083,062.58	6,600,826.02	0.00	(6,600,826.02)	0.00
4-4701	STATE GRANT	520,765.65	1,650,206.51	0.00	(1,650,206.51)	0.00
4-4710	CITY CONTRIBUTION	<u>0.00</u>	<u>80,000.00</u>	<u>0.00</u>	(<u>80,000.00</u>)	<u>0.00</u>
	TOTAL 47-GRANTS	2,603,828.23	8,331,032.53	0.00	(8,331,032.53)	0.00
48-INTERFUND TRANSFERS						
4-4800	TRANSFER IN- GENERAL FUND	<u>1,800,000.00</u>	<u>3,300,000.00</u>	<u>0.00</u>	(<u>3,300,000.00</u>)	<u>0.00</u>
	TOTAL 48-INTERFUND TRANSFERS	1,800,000.00	3,300,000.00	0.00	(3,300,000.00)	0.00
83-HCRMA BOND CONSTRUCT						
4-8300	XXBANK TRANSFERS	<u>0.00</u>	<u>0.00</u>	<u>0.00</u>	<u>0.00</u>	<u>0.00</u>
	TOTAL 83-HCRMA BOND CONSTRUCT	0.00	0.00	0.00	0.00	0.00
85-HCRMA BOND CONSTRUCT						
4-8503-2	BOND PROCEEDS-TXDOT 2015	0.00	0.00	0.00	0.00	0.00
4-8503-3	BOND PROCEEDS-TXDOT 2015	0.00	0.00	0.00	0.00	0.00
4-8503-4	BOND PROCEEDS- 2015 TOLL	0.00	0.00	0.00	0.00	0.00
4-8560	INTEREST INCOME	966.89	5,589.03	0.00	(5,589.03)	0.00
4-8560-1	INTEREST INCOME-TEX STAR	0.00	0.00	0.00	0.00	0.00
4-8560-2	INTEREST INCOME-CD'S	0.00	0.00	0.00	0.00	0.00
4-8560-3	INTEREST INCOME-CD'S SPREAD	0.00	0.00	0.00	0.00	0.00
4-8560-4	INTEREST INCOME-GOV'T AGENCIES	<u>0.00</u>	<u>0.00</u>	<u>0.00</u>	<u>0.00</u>	<u>0.00</u>
	TOTAL 85-HCRMA BOND CONSTRUCT	966.89	5,589.03	0.00	(5,589.03)	0.00
89-HCRMA BOND CONSTRUCT						
4-8999	TRANSFER IN- GENERAL FUND	<u>0.00</u>	<u>0.00</u>	<u>0.00</u>	<u>0.00</u>	<u>0.00</u>
	TOTAL 89-HCRMA BOND CONSTRUCT	0.00	0.00	0.00	0.00	0.00
** TOTAL FUND REVENUES **		4,404,795.12	11,636,621.56	0.00	(11,636,621.56)	0.00

FUND: 43 -HRMA-BOND CONSTRUCTION

OF YEAR COMPLETED: 56.33

ACCOUNT NO#	TITLE	CURRENT MONTH EXPENSES	YEAR TO DATE EXPENSES	YEAR TO DATE ENCUMBRANCES	AMOUNT BUDGET	BUDGET BALANCE	PERCENT USED
HRMA-BOND CONSTRUCTION							
=====							
GENERAL							

86-							
87-							
52900-8710	LEGAL & PROFESSIONAL	0.00	6,770.79	0.00	0.00	(6,770.79)	0.00
52900-8750	CONSTRUCTION SOFTWARE	1,970.00	22,037.50	0.00	0.00	(22,037.50)	0.00
TOTAL 87-		1,970.00	28,808.29	0.00	0.00	(28,808.29)	0.00
88-CAPITAL EXPENDITURES							
52900-8800	CONSULTING & ENGINEERING	179,892.84	883,433.84	0.00	0.00	(883,433.84)	0.00
52900-8810	SH 365 - ENVIRONMENTAL	271,103.40	686,025.82	0.00	0.00	(686,025.82)	0.00
52900-8810-1	SH 365 - DESIGN	106,278.04	130,848.97	0.00	0.00	(130,848.97)	0.00
52900-8810-3	SH365-ROW	0.00	(3,864.09)	0.00	0.00	3,864.09	0.00
52900-8820	IBTC - ENVIRONMENTAL	2,405.00	11,862.50	0.00	0.00	(11,862.50)	0.00
52900-8820-1	IBTC - DESIGN	0.00	100,133.52	0.00	0.00	(100,133.52)	0.00
52900-8820-3	IBTC - ROW	1,433.25	8,599.50	0.00	0.00	(8,599.50)	0.00
52900-8830	US 281/BSIF-ENVIRO	1,721.25	1,721.25	0.00	0.00	(1,721.25)	0.00
52900-8830-1	US 281/BSIF - DESIGN	0.00	4,000.00	0.00	0.00	(4,000.00)	0.00
52900-8830-3	US 281/BSIF - ROW	0.00	2,465.00	0.00	0.00	(2,465.00)	0.00
52900-8830-4	US 281/BSIF - CONST LOCAL	(9,486.79)	59,395.30	0.00	0.00	(59,395.30)	0.00
52900-8830-5	US 281/BSIF-CONST FEDERAL	2,091,708.07	6,609,471.51	0.00	0.00	(6,609,471.51)	0.00
52900-8830-6	US 281/BSIF-CONST STATE	522,927.02	1,652,367.88	0.00	0.00	(1,652,367.88)	0.00
52900-8841	PROFESSIONAL SERVICES	82,487.49	82,487.49	0.00	0.00	(82,487.49)	0.00
52900-8842	ACQUISITIONS ROAD	107,995.80	107,995.80	0.00	0.00	(107,995.80)	0.00
TOTAL 88-CAPITAL EXPENDITURES		3,358,465.37	10,336,944.29	0.00	0.00	(10,336,944.29)	0.00
89-							
52900-8999-2	TRANSFERS OUT GENERAL FUND	0.00	1,441.54	0.00	386,280.00	384,838.46	0.37
52900-8999-3	TRANSFER OUT-365 CONSTRUCTION	0.00	13,965.00	0.00	0.00	(13,965.00)	0.00
TOTAL 89-		0.00	15,406.54	0.00	386,280.00	370,873.46	3.99
TOTAL GENERAL		3,360,435.37	10,381,159.12	0.00	386,280.00	(9,994,879.12)	687.47
TOTAL HRMA-BOND CONSTRUCTION		3,360,435.37	10,381,159.12	0.00	386,280.00	(9,994,879.12)	687.47
** TOTAL FUND EXPENSES **		3,360,435.37	10,381,159.12	0.00	386,280.00	(9,994,879.12)	687.47

ACCOUNT: 43-1-8102 WILMINGTON-BOND CONSTRUCTION

8/5/17

RECONCILIATION SUMMARY

BEGINNING STATEMENT BALANCE:	1,627,051.02	GL ACCOUNT BALANCE:	247,475.38
DEPOSITS:	+ 2,006,798.45	OUTSTANDING DEPOSITS:	- 0.00
WITHDRAWALS:	+ 3,386,374.09CR	OUTSTANDING CHECKS:	- 0.00
ADJUSTMENTS:	+ 0.00	ADJUSTMENTS:	+ 0.00
ENDING STATEMENT BALANCE:	247,475.38	ADJUSTED GL ACCOUNT BALANCE:	247,475.38

STATEMENT BALANCE:	247,475.38
BANK DIFFERENCE:	0.00
G/L DIFFERENCE:	0.00

CLEARED DEPOSITS:

7/31/2017	073117	HCRMA FUND 43 JULY 2017	24,265.00
7/31/2017	073118	HCRMA FUND 43 JULY 2017	545.91
7/31/2017	073119	HCRMA FUND 43 JULY 2017	294.84
7/31/2017	073120	HCRMA FUND 43 JULY 2017	1,800,000.00
7/31/2017	073121	HCRMA FUND 43 JULY 2017	179,892.84
TOTAL CLEARED DEPOSITS:			2,004,998.59

=====

CLEARED CHECKS:

No Items.

CLEARED OTHER:

7/31/2017	000039	BRACEWELL LLP ATTORNEYS AT LAW	6,720.00CR
7/31/2017	000040	CENTRAL FENCE & SUPPLY	2,350.00CR
7/31/2017	000041	FOREMOST PAVING, INC	2,614,635.09CR
7/31/2017	000042	TERRACON	12,428.21CR
7/31/2017	000043	DANNENBAUM	179,892.84CR
7/31/2017	000044	TOP CUT LAWN CARE, INC.	1,433.25CR
7/31/2017	000045	SOARD SOLUTIONS LLC	1,925.00CR
7/31/2017	000046	L&G ENGINEERING	106,278.04CR
7/31/2017	000047	HALFF	1,250.00CR
7/31/2017	000048	S & B INFRASTRUCTURE	265,538.40CR
7/31/2017	000049	FRANCISCO CASTOR DBA 281 SALES	25,000.00CR
7/31/2017	000050	SPECIAL COMMISSIONERS	6,750.00CR
7/31/2017	000051	DAW N, AGUILAR GARCIA	57,200.00CR
7/31/2017	073117	HCRMA FUND 43 JULY 2017	787.97
7/31/2017	073118	HCRMA FUND 43 JULY 2017	597.63
7/31/2017	073117	HCRMA FUND 43 JULY 2017	2,562.00CR
7/31/2017	000052	SENDERO ACQUISITIONS	27,295.00CR
7/31/2017	000053	SIERRA TITLE OF HIDALGO COUNTY	19,045.80CR
7/31/2017	000054	LAW OFFICE OF RICHARD A. CANTU	21,757.79CR

ACCOUNT: 43-1-8102 WILMINGTON-BOND CONSTRUCTION

7/31/2017	000055	SAMES	27,499.70CR
7/31/2017	000056	ROW SURVEYING SERVICES LLC	5,935.00CR
7/31/2017	073119	HCRMA FUND 43 JULY 2017 REVERS	787.97CR
7/31/2017	073120	HCRMA FUND 43 JULY 2017 REVERS	369.26
7/31/2017	073117	HCRMA FUND 43 JULY 2017	45.00
7/31/2017	073118	HCRMA FUND 43 JULY 2017	90.00CR
TOTAL CLEARED OTHER:			3,384,574.23CR
			=====

44 -HCRMA-365 CONSTRUCTION

ACCOUNT#	TITLE		
ASSETS			
=====			
44-1-1100-1	CASH-COI	0.00	
44-1-1102	POOL INVESTMENTS	2,327.68	
44-1-1201	A/R OTHER	<u>0.00</u>	
			<u>2,327.68</u>
TOTAL ASSETS			2,327.68
			=====
LIABILITIES			
=====			
44-2-1212	ACCOUNTS PAYABLE	<u>0.00</u>	
TOTAL LIABILITIES			<u>0.00</u>
EQUITY			
=====			
44-3-1400	FUND BALANCE	<u>14,182,085.08</u>	
TOTAL BEGINNING EQUITY			14,182,085.08
TOTAL REVENUE		62,614.00	
TOTAL EXPENSES		<u>14,242,371.40</u>	
TOTAL REVENUE OVER/(UNDER) EXPENSES		(14,179,757.40)	
TOTAL EQUITY & REV. OVER/(UNDER) EXP.			<u>2,327.68</u>
TOTAL LIABILITIES, EQUITY & REV.OVER/(UNDER) EXP.			2,327.68
			=====

JULY 31ST, 2017

FUND: 44 -HCRMA-365 CONSTRUCTION

OF YEAR COMPLETED: 58.33

ACCOUNT NO#	TITLE	CURRENT MONTH REVENUES	YEAR TO DATE REVENUES	AMOUNT BUDGETED	BUDGET BALANCE	PERCENT USED
	HCRMA					
4-1506	INTEREST REVENUE	<u>2,327.68</u>	<u>47,207.46</u>	<u>0.00</u>	(<u>47,207.46</u>)	<u>0.00</u>
	TOTAL HCRMA	2,327.68	47,207.46	0.00	(47,207.46)	0.00
	48-INTERFUND TRANSFERS					
4-4800-1	TRANSFER IN BOND CONSTRUCTION	<u>0.00</u>	<u>15,406.54</u>	<u>0.00</u>	(<u>15,406.54</u>)	<u>0.00</u>
	TOTAL 48-INTERFUND TRANSFERS	0.00	15,406.54	0.00	(15,406.54)	0.00
	** TOTAL FUND REVENUES **	2,327.68	62,614.00	0.00	(62,614.00)	0.00

EXPENSE REPORT FOR PERIOD ENDING:
JULY 31ST, 2017

1

FUND: 44 -HCRMA-365 CONSTRUCTION

% OF YEAR COMPLETED: 58.33

ACCOUNT NO#	TITLE	CURRENT MONTH EXPENSES	YEAR TO DATE EXPENSES	YEAR TO DATE ENCUMBRANCES	AMOUNT BUDGET	BUDGET BALANCE	PERCENT USED
HCRMA-365 CONSTRUCTION							
=====							
HCRMA-365 CONSTRUCTION							

88-CAPITAL EXPENDITURES							
52900-8810-3	SH365-ROW	0.00	13,994.06	0.00	0.00	(13,994.06)	0.00
52900-8841	PROFESSIONAL SERVICES	0.00	407,357.29	0.00	0.00	(407,357.29)	0.00
52900-8842	ACQUISITIONS ROAD	6,923,358.58	13,821,020.05	0.00	0.00	(13,821,020.05)	0.00
TOTAL 88-CAPITAL EXPENDITURES		6,923,358.58	14,242,371.40	0.00	0.00	(14,242,371.40)	0.00
89-							
TOTAL HCRMA-365 CONSTRUCTION		6,923,358.58	14,242,371.40	0.00	0.00	(14,242,371.40)	0.00
TOTAL HCRMA-365 CONSTRUCTION		6,923,358.58	14,242,371.40	0.00	0.00	(14,242,371.40)	0.00
** TOTAL FUND EXPENSES **		6,923,358.58	14,242,371.40	0.00	0.00	(14,242,371.40)	0.00

ACCOUNT: 44-1-1102 POOL INVESTMENTS

RECONCILIATION SUMMARY

8/15/17

BEGINNING STATEMENT BALANCE: 6,923,358.58
DEPOSITS: + 2,327.68
WITHDRAWALS: + 6,923,358.58CR
ADJUSTMENTS: + 0.00
ENDING STATEMENT BALANCE: 2,327.68

GL ACCOUNT BALANCE: 2,327.68
OUTSTANDING DEPOSITS: - 0.00
OUTSTANDING CHECKS: - 0.00
ADJUSTMENTS: + 0.00
ADJUSTED GL ACCOUNT BALANCE: 2,327.68

STATEMENT BALANCE: 2,327.68
BANK DIFFERENCE: 0.00
G/L DIFFERENCE: 0.00

CLEARED DEPOSITS:
No Items.

CLEARED CHECKS:
No Items.

CLEARED OTHER:
7/31/2017 073120 HCRMA FUND 44 JULY 2017 2,327.68
7/31/2017 000057 SIERRA TITLE OF HIDALGO COUNTY 6,923,358.58CR
TOTAL CLEARED OTHER: 6,921,030.90CR
=====

Item 2D

HIDALGO COUNTY REGIONAL MOBILITY AUTHORITY

AGENDA RECOMMENDATION FORM

BOARD OF DIRECTORS	<u> X </u>	AGENDA ITEM	<u> 2D </u>
PLANNING COMMITTEE	<u> </u>	DATE SUBMITTED	<u> 08/07/17 </u>
FINANCE COMMITTEE	<u> </u>	MEETING DATE	<u> 08/29/17 </u>
TECHNICAL COMMITTEE	<u> </u>		

1. Agenda Item: **APPROVAL OF QUARTERLY INVESTMENT REPORT FOR QUARTER ENDING JUNE 30, 2017 FOR THE HIDALGO COUNTY REGIONAL MOBILITY AUTHORITY**
2. Nature of Request: (Brief Overview) Attachments: X Yes No
Consideration and approval of the Quarterly Investment Report for the periods ending June 30, 2017.
3. Policy Implication: Board Policy, Local Government, Texas Government Code, Public Funds Investment Act Section 2256
4. Budgeted: Yes No X N/A
5. Staff Recommendation: **Motion to approve the Quarterly Investment Report for period ending June 30, 2017 for the Hidalgo County Regional Mobility Authority as presented.**
6. Program Manager's Recommendation: Approved Disapproved X None
7. Board Attorney's Recommendation: Approved Disapproved X None
8. Chief Auditor's Recommendation: Approved Disapproved X None
9. Chief Financial Officer's Recommendation: X Approved Disapproved None
10. Chief Development Engineer's Recommendation: Approved Disapproved X None
11. Chief Construction Engineer's Recommendation: Approved Disapproved X None
12. Executive Director's Recommendation: X Approved Disapproved None



Board of Directors

S. David Deanda, Jr., Chairman

Forrest Runnels, Vice Chairman

Ricardo Perez, Secretary/Treasurer

Alonzo Cantu, Director

Aquiles J. Garza, Jr., Director

R. David Guerra, Director

Josue Reyes, Director

July 24, 2017

To: S. David Deanda, Chairman
Member of the Board of Directors

From: Pilar Rodriguez, Executive Director/Investment Officer
Jose Castillo, Chief Financial Officer

RE: Quarterly Investment Report for QE June 30, 2017 /Statement of Compliance

The above-referenced report is hereby presented, pursuant to the Public Funds Investment Act (PFIA), for your review and acceptance.

This quarter total investment disbursements totaled \$11,346,079 issued for the following: debt service interest--\$1,418,056; construction--\$4,450,583 and SIB loan--\$5,477,440. Total combined interest earned was \$35,940. During this quarter TexStar investments held by Wilmington Trust were converted to Logic investments, which offers a higher interest rate.

It should be noted that the Texas Department of Transportation contributed \$4,776,779 towards the construction costs of the US 281/BSIF project.

The PFIA also requires that the report contain a Statement of Compliance, signed by the Investment Officers, as presented below:

STATEMENT OF COMPLIANCE

Pursuant to the PFIA, we the Investment Officers of the Hidalgo County Regional Mobility Authority, represent to you that the portfolio presented in this report is in compliance with:

The HCRMA's Investment Policy, and

The Public Funds Investment Act of the State of Texas


Pilar Rodriguez, Investment Officer


Jose H. Castillo, Investment Officer

**Hidalgo County Regional Mobility Authority
Wilmington Trust Investments Detail Activity
For Quarter Ending June 30, 2017**

Debt Service Account #106912-001

Debt Svc	O/E bal	Income			Disb.	Ending Bal
		Interest	contri.	Transfers		
Apr.	1,319,521.29	294.14		336,898.12		1,656,713.55
May	1,656,713.55	509.15		331,342.71		1,988,565.41
June	1,988,565.41	633.62		331,152.25	(1,418,056.25)	902,295.03
		<u>1,436.91</u>	<u>-</u>	<u>999,393.08</u>	<u>(1,418,056.25)</u>	

Bond Const. Account #106912-004

Bond Const	O/E bal	Income			Disb.	Ending Balance
		Interest	contri.	Transfers		
Apr.	1,298,530.87	476.22	963,175.16	-	(1,725,696.48)	536,485.77
May	536,485.77	1,044.81	2,760,368.58		(1,450,957.94)	1,846,941.22
June	1,846,941.22	803.65	1,053,234.83		(1,273,928.68)	1,627,051.02
		<u>2,324.68</u>	<u>4,776,778.57</u>	<u>-</u>	<u>(4,450,583.10)</u>	

Debt Service Account #118361-001 & 7731494002

Debt Svc	O/E bal	Income			Disb.	Ending Bal
		Interest	contri.	Transfers		
Apr.	2,061,713.24	1,097.70	-		-	2,062,810.94
May	2,062,810.94	2,141.42	-	-	-	2,064,952.36
June	2,064,952.36	2,414.00	-	-	-	2,067,366.36
		<u>5,653.12</u>	<u>-</u>	<u>-</u>	<u>-</u>	

SIB Const. Account #118361-008

SIB Const	O/E bal	Income			Disb.	Ending Balance
		Interest	contri.	Transfers		
Apr.	12,374,273.24	6,713.24	-	-	(1,654,598.17)	10,726,388.31
May	10,726,388.31	10,655.36	-		(2,655,212.34)	8,081,831.33
June	8,081,831.33	9,156.76	-	-	(1,167,629.51)	6,923,358.58
		<u>26,525.36</u>	<u>-</u>	<u>-</u>	<u>(5,477,440.02)</u>	

Hidalgo County Regional Mobility Authority
SUMMARY
QUARTERLY INVESTMENT REPORT
For Quarter Ending June 30, 2017

	Local Govt Investment <u>Pool</u>	Money Mkt <u>Fund</u>	<u>Total</u>
COST			
Beginning Balance	\$ 20,244,538	\$ 1,319,521	\$ 21,564,059
Additions:			
Contributions	4,776,779	999,393	5,776,172
Transfers-in	-	-	-
Investment Earnings	46,659	1,437	48,096
Deductions:			
Transfers-Out	-	-	-
Disbursements	(9,928,023)	(1,418,056)	(11,346,079)
Ending Balance	<u>\$ 15,139,953</u>	<u>\$ 902,295</u>	<u>\$ 16,042,248</u>
 MARKET VALUE			
Beginning Balance	<u>\$ 20,246,209</u>	<u>\$ 1,319,521</u>	<u>\$ 21,565,730</u>
Ending Balance	<u>\$ 15,140,404</u>	<u>\$ 902,295</u>	<u>\$ 16,042,699</u>
Weighted Average Maturity- TexStar	31		
Weighted Average Maturity- Logic	28		
TexStar Weighted Average Yield	0.8102%	0.0100%	
Logic Weighted Average Yield	1.0944%		

Hidalgo County Regional Mobility Authority
HOLDINGS BY INVESTMENTS
QUARTERLY INVESTMENT REPORT
For Quarter Ending June 30, 2017

<u>Type of Security/Fund</u>	<u>Yield</u>	<u>Beginning Cost</u>	<u>Interest</u>	<u>Contributions/ Transfers</u>	<u>Disbursements</u>	<u>Ending Cost</u>	<u>Market Value</u>
Local Govt Investment Pool:							
(TexSTAR)							
General Operating Fund		\$ 100,351	\$ 195	\$ -	\$ -	\$ 100,546	100,545
Vehicle Registration Fund		100,722	\$ 195	-	-	100,917	100,916
Bond Construction Fund Series 2013		1,298,531	2,325	4,776,779	(4,450,583)	1,627,052	1,627,041
SIB Construction Fund Series 2016		12,374,273	26,525	-	(5,477,440)	6,923,358	6,923,310
Debt Service Jr. Lien		2,061,713	5,653	-	-	2,067,366	2,067,352
Logic-Contingency		4,308,948	11,766		-	4,320,714	4,321,241
Total Local Govt Investment Pool		<u>\$ 20,244,538</u>	<u>\$ 46,659</u>	<u>\$ 4,776,779</u>	<u>\$ (9,928,023)</u>	<u>\$ 15,139,953</u>	<u>\$ 15,140,404</u>
Money Market Fund							
(Federated Govt Obligations)							
Debt Service Fund-106912-001	0.0100%	<u>\$ 1,319,521</u>	<u>\$ 1,437</u>	<u>\$ 999,393</u>	<u>\$ (1,418,056)</u>	<u>\$ 902,295</u>	<u>\$ 902,295</u>



LOGIC Newsletter

June 2017

Performance

As of June 30, 2017

Current Invested Balance	\$5,904,028,106.60
Weighted Average Maturity (1)*	24 Days
Weighted Average Maturity (2)*	71 Days
Net Asset Value	1.000122
Total Number of Participants	539
Management Fee on Invested Balance	0.0975%
Interest Distributed	\$6,224,948.18
Management Fee Collected	\$493,859.68
% of Portfolio Invested Beyond 1 Year	0.00%
Standard & Poor's Current Rating	AAAm

June Averages:

Average Invested Balance	\$6,156,315,769.91
Average Monthly Yield, on a simple basis	1.1333%
Average Weighted Average Maturity (1)*	25 Days
Average Weighted Average Maturity (2)*	75 Days

*Definition of Weighted Average Maturity (1) & (2)

- (1) This weighted average maturity calculation uses the SEC Rule 2a-7 definition for stated maturity for any floating rate instrument held in the portfolio to determine the weighted average maturity for the pool. This Rule specifies that a variable rate instrument to be paid in 397 calendar days or less shall be deemed to have a maturity equal to the period remaining until the next readjustment of the interest rate.
- (2) This weighted average maturity calculation uses the final maturity of any floating rate instruments held in the portfolio to calculate the weighted average maturity for the pool.

Rates reflect historical information and are not an indication of future performance.

Economic Commentary

U.S. data released so far for Q2 has painted a muddled picture. Growth has accelerated while inflation has gone the other direction despite expectations that these two variables should be linked. The market consensus continues to be that economic growth will bounce back in the second quarter. When the Federal Reserve (Fed) looked at the overall picture, they took comfort in strong growth and healthy labor markets while viewing the inflation miss as transitory. As a result, the Federal Open Market Committee (FOMC) proceeded to raise rates by 25 bps to 1.00 - 1.25% at their June meeting for a fourth time in the cycle and announce more formal details on their strategy to reduce the size of the balance sheet. While this was consistent with market expectations, the announcement that balance sheet normalization would begin "later this year" was more hawkish than investors anticipated. While the median long-run Fed Funds rate was unchanged at 3%, the unemployment rate estimate was revised down for the next few years, reflecting recent improvements. On the other hand, the softer-than-expected inflation data in recent months led the committee to bring down their inflation forecast for this year. As part of the plan outlined for balance sheet reduction, caps will be put in place to limit the amount by which the balance can shrink in any given month. The balance sheet would be reduced at an initial rate of \$10 billion per month, accelerating at three-month intervals to \$50 billion per month for a total balance sheet reduction of \$600 billion.

In light of disappointing hard data, reduced expectations for fiscal stimulus in 2017 and continued quantitative easing overseas, have muted our expectations for higher rates in the near term. We do expect, however, that growth in the U.S. will rebound later in the year, supporting another rate hike and the Fed's desire to begin tapering, and allowing yields on the U.S. 10-year Treasury to rise to between 2.50% and 3.00% by year-end. We believe the next 12 to 18 months will be a challenging investment environment. As the central banks reverse their policies and their aggregate balance sheet goes from expansion to contraction, the impact is likely to be volatile asset prices. Further, central banks will be "normalizing" their balance sheets at a time when growth and inflationary pressures should still be muted. Add to that, there may or may not be policy stimulus coming out of Washington and there may or may not be a hard Brexit. We'll be ready to expect the unexpected and will use our research-driven process to find value where we can.

This information is an excerpt from an economic report dated June 2017 provided to LOGIC by JPMorgan Asset Management, Inc., the investment manager of the LOGIC pool.

News

New Participants

We would like to welcome the following entities who joined the LOGIC program in June:

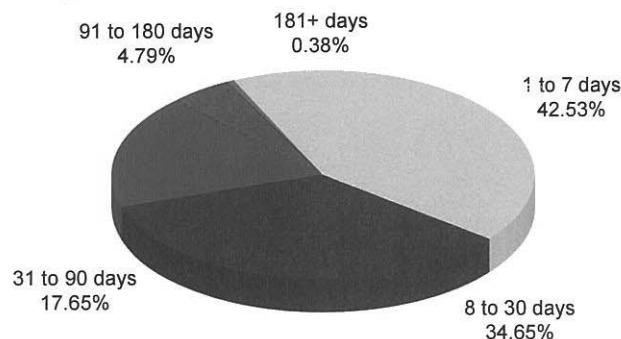
- ★ Fort Bend County MUD No. 122
- ★ City of Oyster Creek
- ★ Prosper Economic Development Corp
- ★ Texas State University System

Audit Confirmations


Please provide our address to your auditors for any audit confirmations they may send to LOGIC regarding your account.

LOGIC Participant Services
1201 Elm Street, Suite 3500
Dallas, Texas 75270

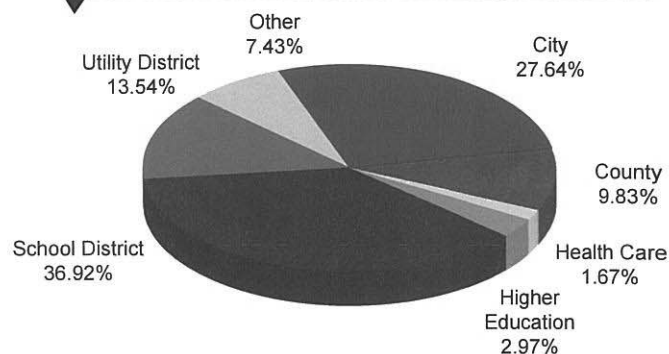
Portfolio by Type of Investment As of June 30, 2017



Commercial Paper
96.26%



Portfolio by Maturity As of June 30, 2017



Distribution of Participants by Type As of June 30, 2017

Historical Program Information

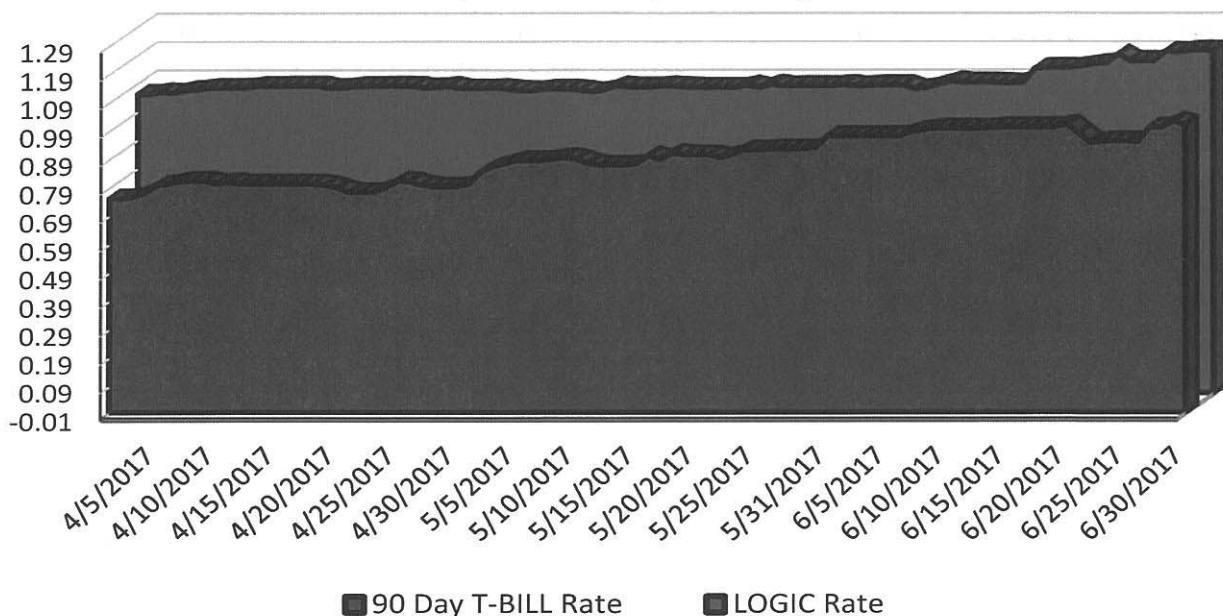
Month	Average Rate	Book Value	Market Value	Net Asset Value	WAM (1)*	WAM (2)*	Number of Participants
Jun 17	1.1333%	\$5,904,028,106.60	\$5,904,946,555.34	1.000122	25	75	539
May 17	1.0761%	6,257,671,308.91	6,259,334,715.43	1.000265	27	71	535
Apr 17	1.0739%	6,573,201,990.89	6,574,453,965.11	1.000190	32	69	528
Mar 17	1.0089%	6,727,258,315.21	6,728,526,958.13	1.000151	35	74	522
Feb 17	0.9716%	6,899,050,894.78	6,900,939,892.08	1.000273	38	75	515
Jan 17	0.9642%	6,257,691,371.71	6,259,008,532.09	1.000210	33	68	509
Dec 16	0.8790%	5,345,321,204.93	5,347,040,518.20	1.000291	31	72	506
Nov 16	0.8364%	4,677,615,888.80	4,679,361,690.19	1.000373	35	73	504
Oct 16	0.8112%	4,286,771,305.76	4,288,329,393.30	1.000363	40	70	502
Sep 16	0.7248%	4,409,871,179.36	4,410,883,048.03	1.000194	45	62	500
Aug 16	0.6218%	4,173,346,305.76	4,174,143,206.62	1.000190	39	57	500
Jul 16	0.5740%	4,222,463,139.86	4,222,665,438.59	1.000047	38	51	497

Portfolio Asset Summary as of June 30, 2017

	Book Value	Market Value
Uninvested Balance	\$ 33,481.91	\$ 33,481.91
Accrual of Interest Income	1,856,212.45	1,856,212.45
Interest and Management Fees Payable	(6,277,522.16)	(6,277,522.16)
Payable for Investment Purchased	0.00	0.00
Receivable for Investment Sold	0.00	0.00
Repurchase Agreements	180,854,999.97	180,854,999.97
Commercial Paper	5,687,561,571.19	5,688,468,943.17
Government Securities	39,999,363.24	40,010,440.00
Total	\$ 5,904,028,106.60	\$ 5,904,946,555.34

Market value of collateral supporting the Repurchase Agreements is at least 102% of the Book Value. The portfolio is managed by J.P. Morgan Chase & Co. and the assets are safekept in a separate custodial account at the Federal Reserve Bank in the name of LOGIC. The only source of payment to the Participants are the assets of LOGIC. There is no secondary source of payment for the pool such as insurance or guarantee. Should you require a copy of the portfolio, please contact LOGIC Participant Services.

LOGIC versus 90-Day Treasury Bill



This material is for information purposes only. This information does not represent an offer to buy or sell a security. The above rate information is obtained from sources that are believed to be reliable; however, its accuracy or completeness June be subject to change. The LOGIC management fee be waived in full or in part at the discretion of the LOGIC co-administrators and the LOGIC rate for the period shown reflects waiver of fees. This table represents historical investment performance/return to the customer, net of fees, and is not an indication of future performance. An investment in the security is not insured or guaranteed by the Federal Deposit Insurance Corporation or any other government agency. Although the issuer seeks to preserve the value of an investment at \$1.00 per share, it is possible to lose money by investing in the security. Information about these and other program details are in the fund's Information Statement which should be read carefully before investing. The yield on the 90-Day Treasury Bill ("T-Bill Yield") is shown for comparative purposes only. When comparing the investment returns of the LOGIC pool to the T-Bill Yield, you should know that the LOGIC pool consist of allocations of specific diversified securities as detailed in the respective Information Statements. The T-Bill Yield is taken from Bloomberg Finance L.P. and represents the daily closing yield on the then current 90-day T-Bill.

Daily Summary for June 2017

Date	Mny Mkt Fund Equiv. [SEC Std.]	Daily Allocation Factor	LOGIC Invested Balance	Market Value Per Share	WAM Days (1)*	WAM Days (2)*
6/1/2017	1.0825%	0.000029657	\$6,265,213,349.60	1.000258	23	69
6/2/2017	1.0844%	0.000029709	\$6,251,352,736.55	1.000231	24	73
6/3/2017	1.0844%	0.000029709	\$6,251,352,736.55	1.000231	24	73
6/4/2017	1.0844%	0.000029709	\$6,251,352,736.55	1.000231	24	73
6/5/2017	1.0696%	0.000029305	\$6,256,485,316.97	1.000249	25	76
6/6/2017	1.0750%	0.000029452	\$6,243,890,090.80	1.000250	25	76
6/7/2017	1.0868%	0.000029775	\$6,231,270,860.62	1.000262	28	80
6/8/2017	1.0983%	0.000030090	\$6,207,245,636.68	1.000282	29	81
6/9/2017	1.0938%	0.000029966	\$6,226,477,469.99	1.000224	27	79
6/10/2017	1.0938%	0.000029966	\$6,226,477,469.99	1.000224	27	79
6/11/2017	1.0938%	0.000029966	\$6,226,477,469.99	1.000224	27	79
6/12/2017	1.0922%	0.000029923	\$6,226,328,855.01	1.000259	26	78
6/13/2017	1.0903%	0.000029870	\$6,261,226,920.78	1.000243	26	76
6/14/2017	1.0954%	0.000030012	\$6,267,284,237.15	1.000240	26	76
6/15/2017	1.1432%	0.000031321	\$6,162,924,854.19	1.000223	27	79
6/16/2017	1.1460%	0.000031396	\$6,153,908,007.97	1.000146	26	77
6/17/2017	1.1460%	0.000031396	\$6,153,908,007.97	1.000146	26	77
6/18/2017	1.1460%	0.000031396	\$6,153,908,007.97	1.000146	26	77
6/19/2017	1.1517%	0.000031554	\$6,151,042,734.47	1.000182	25	76
6/20/2017	1.1583%	0.000031734	\$6,139,140,469.86	1.000163	25	75
6/21/2017	1.1617%	0.000031828	\$6,166,565,892.74	1.000162	24	74
6/22/2017	1.1928%	0.000032679	\$6,149,365,721.81	1.000159	23	74
6/23/2017	1.1694%	0.000032039	\$6,036,681,476.13	1.000129	22	72
6/24/2017	1.1694%	0.000032039	\$6,036,681,476.13	1.000129	22	72
6/25/2017	1.1694%	0.000032039	\$6,036,681,476.13	1.000129	22	72
6/26/2017	1.2027%	0.000032951	\$6,057,820,481.84	1.000172	22	71
6/27/2017	1.2000%	0.000032876	\$6,068,092,945.90	1.000156	23	72
6/28/2017	1.2058%	0.000033035	\$6,013,957,447.83	1.000159	24	73
6/29/2017	1.2074%	0.000033079	\$5,912,330,102.28	1.000157	23	73
6/30/2017	1.2057%	0.000033032	\$5,904,028,106.60	1.000122	24	71
Average	1.1333%	0.000031050	\$6,156,315,769.90		25	75

LOGIC Participant Services
 FirstSouthwest, A Division of Hilltop Securities
 1201 Elm Street, Suite 3500
 Dallas, TX 75270



LOGIC Board

LOGIC Board Members

Philip G. Roberson	Arlington ISD	Board President
Fred L. Werner	Municipal Finance Director	Board Vice President
Judd R. Sanderson	North Texas Municipal Water District	Board Treasurer / Investment Officer
Sandra Newby	Tarrant Regional Water District	Board Member
Greg Jordan	City of Grapevine	Board Member

Contacts

For more information contact LOGIC Participant Services ★ 1-800-895-6442 ★ www.logic.org



J.P.Morgan
 Asset Management



Monthly Newsletter - June 2017

Performance

As of June 30, 2017

Current Invested Balance	\$6,071,512,305.56
Weighted Average Maturity (1)	32 Days
Weighted Average Maturity (2)	92 Days
Net Asset Value	0.999993
Total Number of Participants	838
Management Fee on Invested Balance	0.06%*
Interest Distributed	\$4,781,325.92
Management Fee Collected	\$311,025.74
% of Portfolio Invested Beyond 1 Year	4.81%
Standard & Poor's Current Rating	AAAm

June Averages

Average Invested Balance	\$6,307,047,223.58
Average Monthly Yield, on a simple basis	0.8631%
Average Weighted Average Maturity (1)*	30 Days
Average Weighted Average Maturity (2)*	92 Days

Definition of Weighted Average Maturity (1) & (2)

- (1) This weighted average maturity calculation uses the SEC Rule 2a-7 definition for stated maturity for any floating rate instrument held in the portfolio to determine the weighted average maturity for the pool. This Rule specifies that a variable rate instrument to be paid in 397 calendar days or less shall be deemed to have a maturity equal to the period remaining until the next readjustment of the interest rate.
- (2) This weighted average maturity calculation uses the final maturity of any floating rate instruments held in the portfolio to calculate the weighted average maturity for the pool.

* The maximum management fee authorized for the TexSTAR Cash Reserve Fund is 12 basis points. This fee may be waived in full or in part in the discretion of the TexSTAR co-administrators at any time as provided for in the TexSTAR Information Statement.

Rates reflect historical information and are not an indication of future performance.

New Participants

We would like to welcome the following entities who joined the TexSTAR program in June:

★ Fort Bend County MUD 122

★ Schleicher County

Economic Commentary

U.S. data released so far for Q2 has painted a muddled picture. Growth has accelerated while inflation has gone the other direction despite expectations that these two variables should be linked. The market consensus continues to be that economic growth will bounce back in the second quarter. When the Federal Reserve (Fed) looked at the overall picture, they took comfort in strong growth and healthy labor markets while viewing the inflation miss as transitory. As a result, the Federal Open Market Committee (FOMC) proceeded to raise rates by 25 bps to 1.00 - 1.25% at their June meeting for a fourth time in the cycle and announce more formal details on their strategy to reduce the size of the balance sheet. While this was consistent with market expectations, the announcement that balance sheet normalization would begin "later this year" was more hawkish than investors anticipated. While the median long-run Fed Funds rate was unchanged at 3%, the unemployment rate estimate was revised down for the next few years, reflecting recent improvements. On the other hand, the softer-than-expected inflation data in recent months led the committee to bring down their inflation forecast for this year. As part of the plan outlined for balance sheet reduction, caps will be put in place to limit the amount by which the balance can shrink in any given month. The balance sheet would be reduced at an initial rate of \$10 billion per month, accelerating at three-month intervals to \$50 billion per month for a total balance sheet reduction of \$600 billion. Global slack is keeping a lid on inflation, and inflation remains stubbornly below target in the developed markets. Outside of modest growth in the U.S., there's no wage inflation anywhere. We spent some time debating the drivers of inflation and inflation expectations. Certainly, an aging population that continues to work is one. But more important may be technology. Are the signals from telecom, from oil, from medical devices telling us that structural expectations for inflation need to be lower?

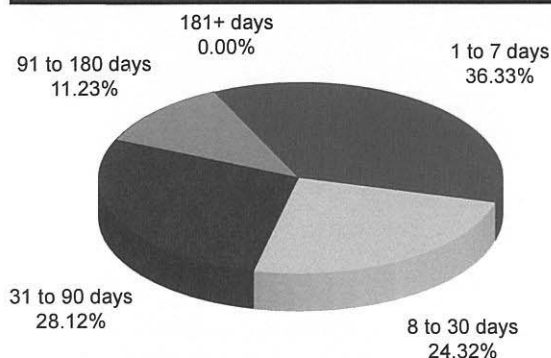
In light of disappointing hard data, reduced expectations for fiscal stimulus in 2017 and continued quantitative easing overseas, have muted our expectations for higher rates in the near term. We do expect, however, that growth in the U.S. will rebound later in the year, supporting another rate hike and the Fed's desire to begin tapering, and allowing yields on the U.S. 10-year Treasury to rise to between 2.50% and 3.00% by year-end. We believe the next 12 to 18 months will be a challenging investment environment. As the central banks reverse their policies and their aggregate balance sheet goes from expansion to contraction, the impact is likely to be volatile asset prices. Further, central banks will be "normalizing" their balance sheets at a time when growth and inflationary pressures should still be muted. Add to that, there may or may not be policy stimulus coming out of Washington and there may or may not be a hard Brexit. We'll be ready to expect the unexpected and will use our research-driven process to find value where we can.

This information is an excerpt from an economic report dated June 2017 provided to TexSTAR by JP Morgan Asset Management, Inc., the investment manager of the TexSTAR pool.

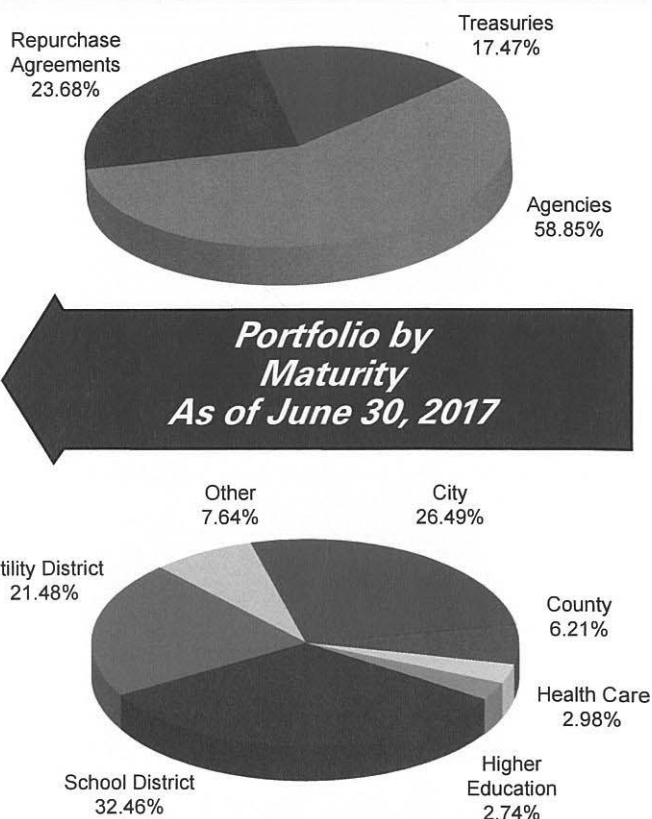
For more information about TexSTAR, please visit our web site at www.texstar.org.

Information at a Glance

Portfolio by Type of Investment As of June 30, 2017



Distribution of Participants by Type As of June 30, 2017



Historical Program Information

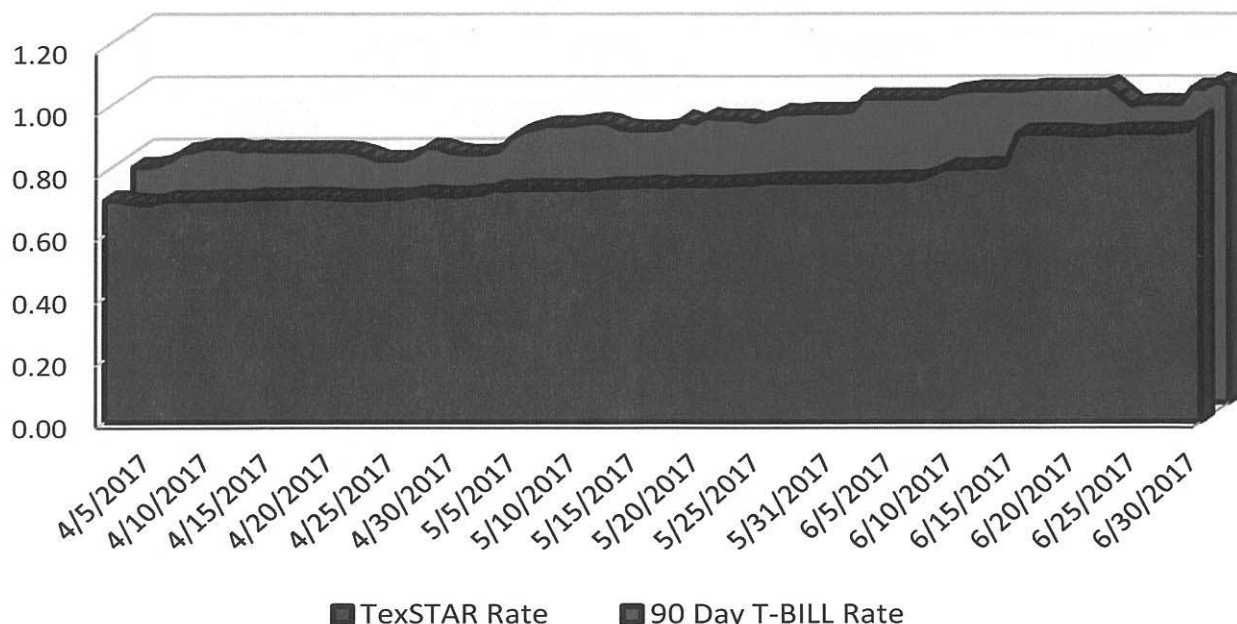
Month	Average Rate	Book Value	Market Value	Net Asset Value	WAM (1)*	WAM (2)*	Number of Participants
Jun 17	0.8631%	\$6,071,512,305.56	\$6,071,586,949.16	0.999993	30	92	838
May 17	0.7535%	6,440,388,492.41	6,440,492,333.25	1.000016	28	97	836
Apr 17	0.7140%	6,279,219,607.16	6,279,507,477.47	1.000045	36	105	832
Mar 17	0.6269%	6,551,167,144.50	6,551,621,726.22	1.000064	42	110	829
Feb 17	0.5533%	7,267,565,993.07	7,269,212,259.58	1.000226	43	111	827
Jan 17	0.5452%	7,011,113,225.83	7,012,695,761.41	1.000225	44	96	823
Dec 16	0.4815%	6,128,094,216.46	6,129,417,408.96	1.000215	49	100	822
Nov 16	0.4144%	5,250,402,124.93	5,251,596,034.74	1.000227	47	109	821
Oct 16	0.4202%	5,155,508,603.07	5,157,927,996.01	1.000469	39	105	820
Sep 16	0.4123%	5,253,367,191.87	5,255,503,092.88	1.000412	43	115	818
Aug 16	0.3990%	5,436,604,745.94	5,438,039,955.56	1.000263	39	114	817
Jul 16	0.3861%	5,602,432,939.56	5,603,475,110.87	1.000186	46	113	813

Portfolio Asset Summary as of June 30, 2017

	Book Value	Market Value
Uninvested Balance	\$ 13,759.76	\$ 13,759.76
Accrual of Interest Income	2,986,366.55	2,986,366.55
Interest and Management Fees Payable	(4,840,831.24)	(4,840,831.24)
Payable for Investment Purchased	0.00	0.00
Repurchase Agreement	1,438,157,999.71	1,438,157,999.71
Government Securities	4,635,195,010.78	4,635,269,654.38
Total	\$ 6,071,512,305.56	\$ 6,071,586,949.16

Market value of collateral supporting the Repurchase Agreements is at least 102% of the Book Value. The portfolio is managed by J.P. Morgan Chase & Co. and the assets are safekept in a separate custodial account at the Federal Reserve Bank in the name of TexSTAR. The only source of payment to the Participants are the assets of TexSTAR. There is no secondary source of payment for the pool such as insurance or guarantee. Should you require a copy of the portfolio, please contact TexSTAR Participant Services.

TexSTAR versus 90-Day Treasury Bill



This material is for information purposes only. This information does not represent an offer to buy or sell a security. The above rate information is obtained from sources that are believed to be reliable; however, its accuracy or completeness June be subject to change. The TexSTAR management fee may be waived in full or in part at the discretion of the TexSTAR co-administrators and the TexSTAR rate for the period shown reflects waiver of fees. This table represents historical investment performance/return to the customer, net of fees, and is not an indication of future performance. An investment in the security is not insured or guaranteed by the Federal Deposit Insurance Corporation or any other government agency. Although the issuer seeks to preserve the value of an investment at \$1.00 per share, it is possible to lose money by investing in the security. Information about these and other program details are in the fund's Information Statement which should be read carefully before investing. The yield on the 90-Day Treasury Bill ("T-Bill Yield") is shown for comparative purposes only. When comparing the investment returns of the TexSTAR pool to the T-Bill Yield, you should know that the TexSTAR pool consist of allocations of specific diversified securities as detailed in the respective Information Statements. The T-Bill Yield is taken from Bloomberg Finance L.P. and represents the daily closing yield on the then current 90-day T-Bill.

Daily Summary for June 2017

Date	Mny Mkt Fund Equiv. [SEC Std.]	Daily Allocation Factor	TexSTAR Invested Balance	Market Value Per Share	WAM Days (1)*	WAM Days (2)*
6/1/2017	0.7683%	0.000021050	\$6,418,953,053.15	1.000013	23	87
6/2/2017	0.7701%	0.000021099	\$6,351,865,918.23	1.000019	21	87
6/3/2017	0.7701%	0.000021099	\$6,351,865,918.23	1.000019	21	87
6/4/2017	0.7701%	0.000021099	\$6,351,865,918.23	1.000019	21	87
6/5/2017	0.7748%	0.000021228	\$6,364,078,998.64	1.000024	20	86
6/6/2017	0.7720%	0.000021152	\$6,390,418,108.38	1.000015	20	85
6/7/2017	0.7768%	0.000021282	\$6,364,718,378.51	1.000019	20	84
6/8/2017	0.7925%	0.000021712	\$6,332,132,875.32	1.000014	27	88
6/9/2017	0.8102%	0.000022196	\$6,346,153,580.27	1.000016	28	89
6/10/2017	0.8102%	0.000022196	\$6,346,153,580.27	1.000016	28	89
6/11/2017	0.8102%	0.000022196	\$6,346,153,580.27	1.000016	28	89
6/12/2017	0.8159%	0.000022353	\$6,340,001,725.99	1.000015	31	88
6/13/2017	0.8147%	0.000022321	\$6,501,902,854.91	1.000080	30	86
6/14/2017	0.8227%	0.000022539	\$6,482,766,891.60	1.000070	30	86
6/15/2017	0.9203%	0.000025215	\$6,378,123,462.16	0.999995	34	97
6/16/2017	0.9229%	0.000025285	\$6,357,876,915.03	0.999990	37	99
6/17/2017	0.9229%	0.000025285	\$6,357,876,915.03	0.999990	37	99
6/18/2017	0.9229%	0.000025285	\$6,357,876,915.03	0.999990	37	99
6/19/2017	0.9205%	0.000025220	\$6,367,295,280.88	0.999999	36	98
6/20/2017	0.9170%	0.000025124	\$6,327,783,546.62	1.000002	36	98
6/21/2017	0.9161%	0.000025099	\$6,290,188,889.48	1.000005	36	98
6/22/2017	0.9183%	0.000025158	\$6,162,467,601.15	1.000002	36	99
6/23/2017	0.9252%	0.000025347	\$6,260,232,343.89	1.000008	34	95
6/24/2017	0.9252%	0.000025347	\$6,260,232,343.89	1.000008	34	95
6/25/2017	0.9252%	0.000025347	\$6,260,232,343.89	1.000008	34	95
6/26/2017	0.9256%	0.000025360	\$6,155,077,894.17	1.000010	34	96
6/27/2017	0.9245%	0.000025329	\$6,140,711,614.60	1.000000	33	95
6/28/2017	0.9290%	0.000025453	\$6,105,927,083.57	0.999994	33	95
6/29/2017	0.9309%	0.000025504	\$6,068,969,870.43	0.999991	33	95
6/30/2017	0.9675%	0.000026506	\$6,071,512,305.56	0.999993	32	92
Average	0.8631%	0.000023646	\$6,307,047,223.58		30	92

TexSTAR Participant Services
FirstSouthwest, A Division of Hilltop Securities
1201 Elm Street, Suite 3500
Dallas, Texas 75270



TexSTAR Board Members

<i>William Chapman</i>	<i>Central Texas Regional Mobility Authority</i>	<i>Governing Board President</i>
<i>Nell Lange</i>	<i>City of Frisco</i>	<i>Governing Board Vice President</i>
<i>Eric Cannon</i>	<i>City of Allen</i>	<i>Governing Board Treasurer</i>
<i>David Medanich</i>	<i>FirstSouthwest / Hilltop Securities</i>	<i>Governing Board Secretary</i>
<i>Jennifer Novak</i>	<i>J.P. Morgan Asset Management</i>	<i>Governing Board Asst. Sec./Treas.</i>
<i>Nicole Conley</i>	<i>Austin ISD</i>	<i>Advisory Board</i>
<i>Becky Brooks</i>	<i>Government Resource Associates, LLC</i>	<i>Advisory Board</i>
<i>Monte Mercer</i>	<i>North Central TX Council of Government</i>	<i>Advisory Board</i>
<i>Stephen Fortenberry</i>	<i>Plano ISD</i>	<i>Advisory Board</i>
<i>David Pate</i>	<i>Richardson ISD</i>	<i>Advisory Board</i>
<i>James Mauldin</i>	<i>University of North Texas System</i>	<i>Advisory Board</i>

For more information contact TexSTAR Participant Services ★ 1-800-839-7827 ★ www.texstar.org



J.P.Morgan
Asset Management

Item 2E

HIDALGO COUNTY REGIONAL MOBILITY AUTHORITY

AGENDA RECOMMENDATION FORM

BOARD OF DIRECTORS	<u> X </u>	AGENDA ITEM	<u> 2E </u>
PLANNING COMMITTEE	<u> </u>	DATE SUBMITTED	<u> 08/15/17 </u>
FINANCE COMMITTEE	<u> </u>	MEETING DATE	<u> 08/29/17 </u>
TECHNICAL COMMITTEE	<u> </u>		

1. Agenda Item: **RESOLUTION 2017-71 – APPROVAL OF A PROFESSIONAL SERVICE AGREEMENT WITH BLANTON & ASSOCIATES, INC. TO PROVIDE ENVIRONMENTAL SERVICES TO THE HIDALGO COUNTY REGIONAL MOBILITY AUTHORITY.**
2. Nature of Request: (Brief Overview) Attachments: X Yes No
Consideration and Approval of entering into a professional services agreement for environmental consulting services required for the IBTC Project development.
3. Policy Implication: Board Policy, Local Government Code, Texas Government Code, Texas Transportation Code, TxDOT Policy
4. Budgeted: X Yes No N/A
5. Staff Recommendation: **Motion to approve Resolution 2017-71 – Professional Service Agreement with Blanton & Associates, Inc. to provide Environmental Services to the Hidalgo County Regional Mobility Authority as presented.**
6. Program Manager's Recommendation: Approved Disapproved X None
7. Planning Committee's Recommendation: Approved Disapproved X None
8. Board Attorney's Recommendation: Approved Disapproved X None
9. Chief Auditor's Recommendation: Approved Disapproved X None
10. Chief Financial Officer's Recommendation: Approved Disapproved X None
11. Chief Development Engineer's Recommendation: X Approved Disapproved None
12. Chief Construction Engineer's Recommendation: Approved Disapproved X None
13. Executive Director's Recommendation: X Approved Disapproved None

HIDALGO COUNTY REGIONAL MOBILITY AUTHORITY

BOARD RESOLUTION No. 2017-71

APPROVAL OF A PROFESSIONAL SERVICE AGREEMENT WITH BLANTON & ASSOCIATES, INC. TO PROVIDE ENVIRONMENTAL SERVICES TO THE HIDALGO COUNTY REGIONAL MOBILITY AUTHORITY.

THIS RESOLUTION is adopted this 29th day of A u g u s t 20 17 b y the Board of Directors of the Hidalgo County Regional Mobility Authority at a regular meeting.

WHEREAS, the Hidalgo County Regional Mobility Authority (the "Authority"), acting through its Board of Directors (the "Board"), is a regional mobility authority created pursuant to Chapter 370, Texas Transportation Code, as amended (the "Act");

WHEREAS, the Authority is authorized by the Act to address mobility issues in and around Hidalgo County;

WHEREAS, the Authority finds it necessary to approve Resolution 2017-71 – Approval of a Professional Service Agreement with Blanton & Associates, Inc. to provide Environmental Services to the Hidalgo County Regional Mobility Authority in the amount of \$24,990.00;

NOW THEREFORE, BE IT RESOLVED, BY THE BOARD OF DIRECTORS OF THE HIDALGO COUNTY REGIONAL MOBILITY AUTHORITY THAT:

- Section 1. The recital clauses are incorporated in the text of this Resolution as if fully restated.
- Section 2. The Board hereby approves the Contract to the Professional Services Agreement with Blanton & Associates, Inc. for Environmental Services for the IBTC Project in the amount of \$24,990.00 hereto attached as Exhibit A.
- Section 3. The Board authorizes the Executive Director to execute the Contract to the Professional Services Agreement for Environmental Services as approved.

PASSED AND APPROVED AS TO BE EFFECTIVE IMMEDIATELY BY THE BOARD OF DIRECTORS OF THE HIDALGO COUNTY REGIONAL MOBILITY AUTHORITY AT A REGULAR MEETING, duly posted and noticed, on the 29th day of August 2017, at which meeting a quorum was present.

S. David Deanda, Jr., Chairman

Rick Perez, Secretary/Treasurer

Exhibit A

Contract to the
Professional Service Agreement
with
Blanton &
Associates, Inc.
for
Environmental
Services for the
HCRMA

STATE OF TEXAS
COUNTY OF HIDALGO

§
§

**PROFESSIONAL SERVICES AGREEMENT FOR
ENVIRONMENTAL CONSULTING SERVICES**

THIS CONTRACT FOR ENVIRONMENTAL CONSULTING SERVICES is made by and between the Hidalgo County Regional Mobility Authority (HCRMA) (hereinafter the “Authority”) and Blanton & Associates, Inc. (hereinafter the “Consultant”), having its principal business address at 5 Lakeway Centre Court, Suite 200, Austin, TX 78734 for the purpose of contracting for environmental consulting services (hereinafter the “Agreement”).

WITNESSETH

WHEREAS, the Authority Board of Directors (the Board) finds it to be in the best interest of the Authority to engage the Consultant to provide environmental consulting services including project scoping and environmental classification; conducting environmental studies; preparing technical reports and a preparing a Texas Department of Transportation (TxDOT) – National Environmental Policy Act (NEPA) Assignment environmental document; conducting public and agency outreach activities; and securing environmental clearance as required for the Project as approved by the Authority to wit: the **INTERNATIONAL BRIDGE TRADE CORRIDOR FROM THE STATE HIGHWAY (SH) 365 TOLL/FARM-TO-MARKET ROAD (FM) 3072 INTERSECTION EAST, THEN NORTH TO THE INTERSTATE HIGHWAY 2 (I-2), AND EAST TO FM 493** (the “Project”);

NOW, THEREFORE, the Authority and the Consultant, in consideration of the mutual covenants and agreements herein contained, do hereby mutually agree as follows:

AGREEMENT

ARTICLE I

SCOPE OF SERVICES TO BE PROVIDED BY THE CONSULTANT

1.1 The Consultant shall timely perform those environmental consulting services for the fulfillment of the Agreement. All work shall be subject to review and approval by the Authority, and, if appropriate, the Texas Department of Transportation and the Federal Highway Administration. Notwithstanding anything to the contrary in this Agreement or in any other Agreement document relating to the project, in performing its work under this Agreement Consultant shall perform its services to the standard of care of a reasonable Consultant that is performing the same or similar work, at the same time and locality and under the same or similar conditions faced by Consultant.

1.2 The Authority and the Consultant will furnish items and perform those services for fulfillment of the Agreement as identified in Attachment B, Services to be provided by the Authority and Attachment C, Services to be provided by the Consultant. All services provided by the Consultant will conform to generally accepted standards of professional care and in compliance with all applicable laws, regulations, codes and other requirements.

ARTICLE II AGREEMENT PERIOD

This Agreement becomes effective when fully executed by all parties hereto and it shall terminate at the close of business on August 30, 2022 unless the Agreement period is: (1) modified by written supplemental agreement prior to the date of termination as set forth in Attachment A, General Provisions, Section 6, Supplemental Agreements; (2) extended due to a work suspension as provided for in Attachment A, Section 3, Paragraph C; or (3) otherwise terminated in accordance with Attachment A, General Provisions, Section 14, Termination. Any work performed or cost incurred before or after the Agreement period shall be ineligible for reimbursement.

ARTICLE III COMPENSATION

3.1 **Maximum Amount Payable.** The maximum amount payable under this contract is \$24,990.00 unless modified (1) modified written supplemental agreement prior to the date of termination as set forth in Attachment A, General Provisions, Section 6, Supplemental Agreements or (2) modified through a work authorization as set forth in Article V, provided that such work authorizations is adopted by Board action.

3.2 **Basis of Payment.** The basis of payment is identified in Attachment E, Fee Schedule. Reimbursement of costs incurred under a work authorization shall be in accordance with Attachment E, Fee Schedule.

3.3 **Reimbursement of Eligible Costs.** To be eligible for reimbursement, the Consultant's costs must (1) be incurred in accordance with the terms of a valid work authorization; (2) be in accordance with Attachment E, Fee Schedule; and (3) comply with cost principles set forth at 48 CFR Part 31, Federal Acquisition Regulation (FAR 31). Satisfactory progress of work shall be maintained and evidenced as a condition of payment.

3.4 **Consultant Payment of Subproviders.** No later than ten (10) days after receiving payment from the Authority, the Consultant shall pay all subproviders for work performed under a subcontract authorized hereunder. The Authority may withhold all payments that have or may become due if the Consultant fails to comply with the ten-day payment requirement. The Authority may also suspend the work under this Agreement or any work authorization until subproviders are paid. This requirement also applies to all lower tier subproviders, and this provision must be incorporated into all subcontracts related to the project.

ARTICLE IV PAYMENT REQUIREMENTS

4.1 **Monthly Billing Statements.** The Consultant shall request reimbursement of costs incurred by submitting the original and one copy of an itemized billing statement in a form acceptable to the Authority. The Consultant is authorized to submit requests for reimbursement no more frequently than monthly and no later than ninety (90) days after costs are incurred.

4.2 **Billing Statement.** The billing statement shall show the work authorization number for each work authorization included in the billing, the total amount earned to the date of submission, and the amount due and payable as of the date of the current billing statement for each work authorization. The billing statement shall indicate if the work has been completed or if the billing is for partial completion of the work. The lump sum fee will be paid in proportion to the percentage of work completed per work authorization.

4.3 **Overhead Rates.** The Consultant shall use the provisional overhead rate indicated in Attachment E. If a periodic escalation of the provisional overhead rate is specified in Attachment E, the effective date of the revised provisional overhead rate must be included. For lump sum agreements where a lump sum applies to a work authorization the overhead rate utilized shall correspond with the overhead rate specified in the year in which the work authorization is executed.

4.4 **Thirty Day Payments.** Upon receipt and acceptance of a billing statement that complies with all invoice requirements set forth in this Article, the Authority shall make a good faith effort to pay the amount which is due and payable within thirty (30) days.

4.5 **Withholding Payments.** The Authority reserves the right to withhold payment of the Consultant's billing statement in the event of any of the following: (1) If a dispute over the work or costs thereof is not resolved within a thirty day period; (2) pending verification of satisfactory work performed; (3) the Consultant becomes a delinquent obligor as set forth in Section 231.006 of the Family Code; or (4) required reports are not received. In the event that payment is withheld, the Authority shall notify the Consultant and give a remedy that would allow the Authority to release the payment.

4.6 **Required Reports.**

a) As required in Attachment H, Disadvantaged Business Enterprise or Historically Underutilized Business Program Requirements, the Consultant shall submit Progress Assessment Reports to report actual payments made to Disadvantaged Business Enterprises or Historically Underutilized Businesses. One copy shall be submitted with each billing statement and one copy shall be submitted to the address included in Attachment H, Disadvantaged Business Enterprise or Historically Underutilized Business Program Requirements.

b) Prior to Agreement closeout, the Consultant shall submit a Final Report (Attachment H-4) to the address set forth in Attachment H.

c) The Consultant shall submit a separate report with each billing statement showing the percent completion of the work accomplished during the billing period and the percent completion to date, and any additional written report requested by the Authority to document the progress of the work.

4.7 **Subproviders and Suppliers List.** Pursuant to requirements of 43 Texas Administrative Code §9.50 et seq., the Consultant must provide the Authority a list (Attachment H-5/DBE or Attachment H-6/HUB) of all Subproviders and suppliers that submitted quotes or proposals for subcontracts. This list shall include subproviders' and suppliers' names, addresses, telephone numbers, and type of work desired.

4.8 **Debt to the Authority.** If the Authority is prohibited by law from issuing a warrant or initiating an electronic funds transfer to the Consultant because of a debt owed to the Authority, the Authority shall apply all payments due the Consultant to the debt or delinquent tax until the debt or delinquent tax is paid in full.

4.9 **Audit.** The Authority auditor may conduct an audit or investigation of any entity receiving funds from the Authority directly under this Agreement or indirectly through a subcontract under this Agreement. Acceptance of funds directly under this Agreement or indirectly through a subcontract under this Agreement acts as acceptance of the Authority's right or the Authority's auditor right, to conduct an audit or investigation in connection with those funds. An entity that is the subject of an audit or investigation must provide the Authority auditor with access to any information the Authority auditor considers relevant to the investigation or audit.

ARTICLE V WORK AUTHORIZATIONS

The Authority will issue work authorizations using the form included in Attachment D (Work Authorizations and Supplemental Work Authorizations) to authorize all work under this Agreement. The Consultant must sign and return a work authorization within seven (7) working days after receipt. Refusal to accept a work authorization may be grounds for termination of this Agreement. The Authority shall not be responsible for actions by the Consultant or any costs incurred by the Consultant relating to work not directly associated with or prior to the execution of a work authorization. Terms and conditions governing the use of work authorizations are set forth in Attachment A, General Provisions, Section 1. The work authorization shall not waive the Authority's or the Consultant's responsibilities and obligations established under this Agreement.

ARTICLE VI SIGNATORY WARRANTY

The undersigned signatory for the Consultant hereby represents and warrants that he or she is an officer of the organization for which he or she has executed this Agreement and that he or she has full and complete Authority to enter into this Agreement on behalf of the firm. These representations and warranties are made for the purpose of inducing the Authority to enter into this Agreement.

ARTICLE VII NOTICES

All notices to either party by the other required under this agreement shall be delivered personally or sent by certified or U.S. mail, postage prepaid, addressed to such party at the following addresses:

Consultant: Blanton & Associates, Inc. 5 Lakeway Centre Court, Suite 200 Austin, TX 78734 Attn: Don Blanton, President	Authority: Hidalgo County Regional Mobility Authority (HCRMA) 118 South Cage Boulevard, 4 th Floor Pharr, Texas 78577 Attn: Pilar Rodriguez, P.E., Executive Director
---	---

All notices shall be deemed given on the date so delivered or so deposited in the mail, unless otherwise provided herein. Either party may change the above address by sending written notice of the change to the other party. Either party may request in writing that such notices shall be delivered personally or by certified U.S. mail and such request shall be honored and carried out by the other party.

**ARTICLE VIII
INCORPORATION OF PROVISIONS**

Attachments A through K are attached hereto and incorporated into this Agreement as if fully set forth herein.

SIGNATORIES

IN WITNESS WHEREOF, the Authority and the Consultant have executed these presents in duplicate and acknowledge that this Agreement constitutes the sole and only Agreement of the Parties hereto and supersedes any prior understandings or written or oral agreements between the Parties respecting the within subject matter.

AUTHORITY

By: _____

Name: Pilar Rodriguez

Title: Executive Director

Hidalgo County Regional Mobility Authority

Date: _____

CONSULTANT

By: _____

Name: Don Blanton

Title: President

Blanton & Associates, Inc.

Date: _____

**LIST OF ATTACHMENTS TO AGREEMENT
FOR ENVIRONMENTAL CONSULTING SERVICES
INCORPORATED INTO THE AGREEMENT BY REFERENCE**

Attachments	Title
A	General Provisions
B	Services to Be Provided by the Authority
C	Services to Be Provided by the Consultant
D	Work Authorization Forms
D-1	Work Authorization Form for Agreement for Environmental Consulting Services
D-2	Supplemental Work Authorization Form
E	Fee Schedule
E-1	Final Cost Proposal Form
E-2	Rate Sheets
E-3	Calculation of Maximum Amount Payable (not used – based on running total of negotiated / approved work authorizations)
F	Work Schedule (not used – based on running total length of negotiated / approved work authorizations)
G	Contract Deliverables/Computer Graphics Files for Document and Information Exchange, if applicable
H	DBE Participation
H-MOU	Memorandum of Understanding
H-Instructions	Instructions As per 49CFR 26.21
H-FG	Disadvantaged Business Enterprise (DBE) for Federal Funded Professional or Technical Services Contracts – See Attachment H Instructions
H-FN	Disadvantaged Business Enterprise (DBE) for Race-Neutral Professional or Technical Services Contracts – See Attachment H Instructions
H-SG	Historically Underutilized Business (HUB) Requirements for County Funded Professional or Technical Services Contracts – County of Texas HUB. Subcontracting plan required – See Attachment H Instructions
H-SN	Historically Underutilized Business (HUB) Requirements for County Funded Professional or Technical Services Contracts – No County of Texas HUB
H-1	Subprovider Monitoring System Commitment Worksheet
H-2	Subprovider Monitoring System Commitment Agreement
H-3	Monthly Progress Assessment Report
H-4	Subprovider Monitoring System Final Report
H-5	Federal Subproviders and Supplier Information
H-6	HUB Subcontracting Plan (HSP) Prime Contractor Progress Assessment Report
H-7	DBE Certifications
I	Certificate of Insurance
J	Conflicts of Certification
K	Debarment Certification

ATTACHMENT A
GENERAL PROVISIONS

**ATTACHMENT A
GENERAL PROVISIONS**

INDEX TO PROVISIONS

Section	Title
1	Work Authorizations
2	Progress
3	Suspension of Work
4	Additional Work
5	Changes in Work
6	Supplemental Agreements
7	Ownership of Data
8	Public Information
9	Personnel, Equipment and Material
10	Subcontracting
11	Inspection of Work
12	Submission of Reports
13	Violation of Contract Terms (Breach of Agreement)
14	Termination
15	Compliance with Laws
16	Indemnification
17	Consultant's Responsibility
18	Non-collusion
19	Insurance
20	Gratuities
21	DBE/HUB Requirements
22	Maintenance, Retention and Audit of Records
23	Civil Rights Compliance
24	Patent Rights
25	Computer Graphics Files
26	Child Support Certification
27	Disputes
28	Successors and Assigns
29	Severability
30	Prior Agreements Superseded
31	Conflict of Interest
32	Office of Management and Budget (OMB) Audit Requirements
33	Certifications

ATTACHMENT B
SERVICES TO BE PROVIDED BY THE AUTHORITY

ATTACHMENT B
SERVICES TO BE PROVIDED BY THE AUTHORITY

GENERAL

This contract will include the following items of work which may have overlap due to accelerated schedule:

The **AUTHORITY** will provide the following general items.

1. Authorization to begin work.
2. Timely payment for work performed by the **Consultant** and accepted by the **AUTHORITY** on a monthly basis.
3. Assistance to the **Consultant**, as necessary, to obtain the required data and information from other local, regional, State and Federal agencies that the **Consultant** cannot easily obtain.
4. Provide any available relevant data the **AUTHORITY** may have on file concerning the project.
5. Review and approve the **Consultant**'s progress schedule with milestone activities and/or deliverables identified.
6. Provide timely review and decisions in accordance with **TxDOT's Advanced Funding Agreement for SH365** in response to the **Consultant**'s request for information and/or required submittals and deliverables, in order for the **Consultant** to maintain the agreed-upon work schedule identified in Attachment F.
7. Request Project CSJ's from TxDOT.

ATTACHMENT C
SERVICES TO BE PROVIDED BY THE CONSULTANT

ATTACHMENT C
SERVICES TO BE PROVIDED BY THE CONSULTANT

APPLICABILITY:

Wherever the following terms are used in this attachment or other contract documents, the intent and meaning will be interpreted as indicated below.

ABBREVIATIONS:

HCRMA OR AUTHORITY shall mean Hidalgo County Regional Mobility Authority
CONSULTANT shall mean Blanton & Associates, Inc.
TxDOT shall mean Texas Department of Transportation
FHWA shall mean Federal Highway Administration
IBWC shall mean International Boundary and Water Commission
USFWS shall mean United States Fish & Wildlife Service
THC shall mean Texas Historical Commission
SHPO shall mean State Highway Preservation Office
USACE shall mean United States Army Corps of Engineers
GSA shall mean General Services Administration
HCMPO shall mean Hidalgo County Metropolitan Planning Organization
FAA shall mean Federal Aviation Administration
MTP shall mean Metropolitan Transportation Plan
TIP shall mean Transportation Improvement Program
MUTCD shall mean Manual of Uniform Traffic Control Devices
AASHTO shall mean American Association of State Highway and Transportation Officials
LRFD shall mean Load & Resistance Factor Design
PS&E shall mean Plans, Specifications and Estimate
ACP shall mean Asphaltic Concrete Pavement
CSJ shall mean Control Section Job (highway project designation number)
ADP shall mean Advance Project Development

PROJECT DESCRIPTION

The services designated herein as “Services provided by the Consultant” shall include the performance of environmental consulting services for the following described facility:

County/HCRMA: Hidalgo County

CSJ number: 0921-02-142

Project/Description: Conduct environmental studies; prepare technical reports and an environmental document; conduct public and agency outreach activities; and secure environmental clearance for the proposed International Bridge Trade Corridor (IBTC) project with limits from the 365 Toll/FM 3072 intersection east then north to the Interstate 2 Highway and east to FM 493

Length: 13.15 Miles (Approx)

Highway: International Bridge Trade Corridor

Limits: (See Location Map Attached)

ATTACHMENT C
SERVICES TO BE PROVIDED BY THE CONSULTANT

Existing Facility: New Location

Proposed Facility: 4-lane divided controlled access toll facility

Project Classification

(Place an "X" in only one Project Classification)

- ☐ Surface Treatment
- ☐ Overlay
- ☐ Rehabilitation Existing Road (Scarify & Reshape)
- ☐ Convert Non-Freeway to Freeway
- ☐ Widen Freeway
- ☒ Widen Non-Freeway
- ☒ New Location Toll Freeway (The design of the tolling infrastructure is not included in the scope of this proposal)
- ☐ New Location Non-Freeway
- ☒ Interchange (New or Reconstruct)
- ☐ Bridge Widening or Rehabilitation
- ☐ Bridge Replacement
- ☐ Upgrade to Standards - Freeway
- ☐ Upgrade to Standards - Non-Freeway
- ☐ Miscellaneous Studies (Use Function Code 110 For All Tasks)

ATTACHMENT E

FEE SCHEDULE

ATTACHMENT E-1 **Final Cost Proposal Form**

This attachment provides the basis of payment and fee schedule. **The basis of payment for this Work Authorization is indicated by an “X” in the applicable box.** The basis shall be supported by the Final Cost Proposal (FCP) shown below and should identify maximum amount payable and basis of payment. If more than one basis of payment is used, each one must be supported by a separate FCP. The basis of payment will be determined by Work Authorization and may be by any of the methods listed below.

“X”	Basis	
<u> X </u>	Lump Sum	The lump sum shall be equal to the maximum amount payable. The lump sum includes all direct and indirect costs and fixed fee. The Consultant shall be paid pro rata based on the percentage of work completed. For payment the Consultant is not required to provide evidence of actual hours worked, travel, overhead rates or other evidence of cost.
<u> </u>	Unit Cost	The unit cost(s) for each type of unit and number of units are shown in the FCP. The unit cost includes all direct and indirect costs and fixed fee. The Consultant shall be paid based on the type and number of units fully completed and the respective unit cost. For payment, the Consultant is not required to provide evidence of actual hours worked, travel, overhead rates or any other cost data. The FCP may include special items, such as equipment which are not included in the unit costs. Documentation of these special costs may be required. The maximum amount payable equals the total of all units times their respective unit cost plus any special direct items shown.
<u> </u>	Specified Rate Basis	The specified rates for each type of labor are shown in the FCP below. The FCP may include special items, such as equipment which are not included in the specified rates. Payment shall be based on the actual hours worked multiplied by the specified rate for each type of labor plus other agreed to special direct cost items. The specified rate includes direct labor and indirect cost and fixed fee. The Authority may request documentation of reimbursable direct costs including hours worked. Documentation of special item costs may be required. The specified rate is not subject to audit.
<u> </u>	Cost Plus Fixed Fee	<p>Payment shall be based on direct and indirect costs incurred <u>plus</u> a pro rata share of the fixed fee based on the ratio of <u>labor and overhead cost incurred</u> to <u>total estimated labor and overhead cost in the FCP</u> or the percentage of work completed. The invoice must itemize labor rates, hours worked, other direct costs and indirect costs. The Consultant may be required to provide documentation of hours worked and any eligible direct costs claimed. The provisional overhead rate charged is subject to audit and adjustment to actual rates incurred. The FCP below shows the hourly rates for labor, other direct expenses including but not limited to travel and allowable materials, provisional overhead rate and the fixed fee.</p> <p>___A. Actual Cost Plus Fixed Fee - Actual wages are paid (no minimum, no maximum.</p> <p>___B. Range of Cost Plus Fixed Fee – Actual wages <u>must</u> be within the allowable range shown on the Final Cost Proposal.</p>

A. REFER TO ATTACHMENT E-2 FOR HOURLY SPECIFIED / LUMP SUM RATE SCHEDULE FOR EACH FIRM

SPECIFIED RATE / LUMP SUM PAYMENT BASIS

[illegible]

Negotiated Profit Rate:

Any staffing or other direct expense classification included in the contract, but not in a work authorization, is not eligible for payment under that work authorization.

July 5, 2013

Memo regarding Administrative Qualification – Exemption

Blanton & Associates has maintained an overhead rate on file with TxDOT as long as we have been in business; however, in the first quarter of 2013 TxDOT clarified the requirements with regard to Administrative Qualification.

After our review of the new rules effective February 21, 2013, Blanton had discussions with Bruce Reed and Arturo Salinas with the TxDOT Audit Department, Blanton participated in a webinar hosted by Camille Thomason, and Blanton communicated with Camille Thomason via e-mail regarding the new rules. As a result, it was determined that Blanton is exempt from the rules of Administrative Qualification. We fall under the exemption because we do not perform engineering, surveying, or architecture services; therefore, we are a non-engineering firm.

The audit that we had certified and on record with TxDOT was good through June 30, 2013; therefore, any projects that we submitted through that date we submitted our information as an administratively qualified firm. However, now that our overhead audit rate is no longer in effect we are submitting our rate information as a non-engineering firm that is not required to be administratively qualified.

As such we are submitting our contract rates as a Non-engineering Subprovider. Please let us know if you have any questions,

Item 2F

HIDALGO COUNTY REGIONAL MOBILITY AUTHORITY

AGENDA RECOMMENDATION FORM

BOARD OF DIRECTORS	<u> X </u>	AGENDA ITEM	<u> 2F </u>
PLANNING COMMITTEE	<u> </u>	DATE SUBMITTED	<u> 08/15/17 </u>
FINANCE COMMITTEE	<u> </u>	MEETING DATE	<u> 08/29/17 </u>
TECHNICAL COMMITTEE	<u> </u>		

1. Agenda Item: **RESOLUTION 2017-72 – APPROVAL OF WORK AUTHORIZATION NUMBER 1 TO THE PROFESSIONAL SERVICE AGREEMENT WITH BLANTON & ASSOCIATES, INC. TO PROVIDE ENVIRONMENTAL CLASSIFICATION SUPPORT FOR INTERNATIONAL BRIDGE TRADE CORRIDOR PROJECT.**
2. Nature of Request: (Brief Overview) Attachments: X Yes No
Consideration and Approval of executing Work Authorization Number 1 for environmental consulting services required for the IBTC Project development.
3. Policy Implication: Board Policy, Local Government Code, Texas Government Code, Texas Transportation Code, TxDOT Policy
4. Budgeted: X Yes No N/A
5. Staff Recommendation: **Motion to approve Resolution 2017-72 – Work Authorization Number 1 to the Professional Service Agreement with Blanton & Associates, Inc. to provide Environmental Classification Support for International Bridge Trade Corridor Project as presented.**
6. Program Manager's Recommendation: Approved Disapproved X None
7. Planning Committee's Recommendation: Approved Disapproved X None
8. Board Attorney's Recommendation: Approved Disapproved X None
9. Chief Auditor's Recommendation: Approved Disapproved X None
10. Chief Financial Officer's Recommendation: Approved Disapproved X None
11. Chief Development Engineer's Recommendation: X Approved Disapproved None
12. Chief Construction Engineer's Recommendation: Approved Disapproved X None
13. Executive Director's Recommendation: X Approved Disapproved None



- ☐ CMT Services
- ☒ Environmental **Blanton & Associates, Inc**
- ☐ Engineering
- ☐ Geo-Technical
- ☐ Surveying

WORK AUTHORIZATION SUMMARY

RESOLUTION 2017-72

Work Authorization # 1 Supplemental # _____

Amount \$ 24,990.00

Approved Work Authorizations:

Resolution No.	Description	Amount
----------------	-------------	--------

WA No.

WA No.

WA No.

WA No.

WA No.

Subtotal from Cont. Page	\$ 0.00
---------------------------------	----------------

Total Approved WA	\$ 0.00
--------------------------	----------------

Proposed Work Authorization and/or Supplemental

2017-72	WA No. 1 IBTC Classification Support	\$ 24,990.00
---------	--------------------------------------	---------------------

Goal and Options:

Support for HCRMA meetings to review IBTC Classification Letter and project details with TxDOT for eventual decision on the type of environmental document will be required for NEPA clearance of the IBTC project.

Staff is recommending approval of this request in the amount of \$ 24,990.00
Proposed total approved WA and/or Supplementals \$ 24,990.00

E. Davila, Develop Eng
Requested By:

HIDALGO COUNTY REGIONAL MOBILITY AUTHORITY

BOARD RESOLUTION No. 2017-72

APPROVAL OF WORK AUTHORIZATION NUMBER 1 TO THE PROFESSIONAL SERVICE AGREEMENT WITH BLANTON & ASSOCIATES, INC. TO PROVIDE ENVIRONMENTAL CLASSIFICATION SUPPORT FOR INTERNATIONAL BRIDGE TRADE CORRIDOR PROJECT.

THIS RESOLUTION is adopted this 29th day of August 2017 by the Board of Directors of the Hidalgo County Regional Mobility Authority at a regular meeting.

WHEREAS, the Hidalgo County Regional Mobility Authority (the "Authority"), acting through its Board of Directors (the "Board"), is a regional mobility authority created pursuant to Chapter 370, Texas Transportation Code, as amended (the "Act");

WHEREAS, the Authority is authorized by the Act to address mobility issues in and around Hidalgo County;

WHEREAS, the Authority finds it necessary to approve Resolution 2017-72 Approval of Work Authorization Number 1 to the Professional Service Agreement with Blanton & Associates, Inc. to provide Environmental Classification Support for International Bridge Trade Corridor Project in the amount of \$24,990.00;

NOW THEREFORE, BE IT RESOLVED, BY THE BOARD OF DIRECTORS OF THE HIDALGO COUNTY REGIONAL MOBILITY AUTHORITY THAT:

- Section 1. The recital clauses are incorporated in the text of this Resolution as if fully restated.
- Section 2. The Board hereby approves Work Authorization Number 1 to the Professional Service Agreement with Blanton & Associates, Inc. to provide Environmental Classification Support for International Bridge Trade Corridor Project in the amount of \$24,990.00 hereto attached as Exhibit A.
- Section 3. The Board authorizes the Executive Director to execute Work Authorization Number 1 to the Professional Services Agreement for IBTC Environmental Services as approved.

PASSED AND APPROVED AS TO BE EFFECTIVE IMMEDIATELY BY THE BOARD OF DIRECTORS OF THE HIDALGO COUNTY REGIONAL MOBILITY AUTHORITY AT A REGULAR MEETING, duly posted and noticed, on the 29th day of August 2017, at which meeting a quorum was present.

S. David Deanda, Jr., Chairman

Rick Perez, Secretary/Treasurer

Exhibit A

Work
Authorization
Number 1
to
Professional Service Agreement
with
Blanton &
Associates, Inc.
for
Environmental
Services for the
IBTC
Project

ATTACHMENT D-1

**WORK AUTHORIZATION NO. 1
AGREEMENT FOR ENVIRONMENTAL CONSULTING SERVICES**

THIS WORK AUTHORIZATION is made pursuant to the terms and conditions of “Article V of that certain Professional Services Agreement for Environmental Consulting Services” (the Agreement) entered into by and between the Hidalgo County Regional Mobility Authority (Authority), and Blanton & Associates, Inc. (the Consultant).

PART I. The Consultant will perform environmental consulting services generally described as in accordance with the project description attached hereto and made a part of this Work Authorization. The responsibilities of the Authority and the Consultant as well as the work schedule are further detailed in exhibits A, B and C which are attached hereto and made a part of the Work Authorization.

PART II. The maximum amount payable under this Work Authorization is \$24,990.00 and the method of payment is LUMP SUM as set forth in Attachment E of the Agreement. This amount is based upon fees set forth in Attachment E, Fee Schedule, of the Agreement and the Consultant’s estimated Work Authorization costs included in Exhibit D, Fee Schedule, which is attached and made a part of this Work Authorization.

PART III. Payment to the Consultant for the services established under this Work Authorization shall be made in accordance with Articles III thru V of the Agreement, and Attachment A, Section 1.

PART IV. This Work Authorization shall become effective on the date of final acceptance of the parties hereto and shall terminate on December 31, 2017, unless extended by a supplemental Work Authorization as provided in Attachment A, Section 1.

PART V. This Work Authorization does not waive the parties' responsibilities and obligations provided under “Article V of that certain Professional Services Agreement for Environmental Consulting Services for International Bridge Trade Corridor.

IN WITNESS WHEREOF, this Work Authorization is executed in duplicate counterparts and hereby accepted and acknowledged below.

AUTHORITY

By: _____

Name: Pilar Rodriguez

Title: Executive Director

Hidalgo County Regional Mobility Authority

Date: _____

CONSULTANT

By: _____

Name: Don Blanton

Title: President

Blanton & Associates, Inc.

Date: _____

LIST OF EXHIBITS

Exhibit A	Services to be provided by the Authority
Exhibit B	Services to be provided by the Consultant
Exhibit C	Work Schedule
Exhibit D	Fee Schedule/Budget
Exhibit H-2	Subprovider Monitoring System Commitment Agreement

EXHIBIT A
SERVICES TO BE PROVIDED BY THE AUTHORITY

SOC, ECO AND ENVIRON STUDIES & PUBLIC INVOLVEMENT (FC 120)

The **AUTHORITY** will provide the following:

1. Schematic Layout

MANAGEMENT (FC 164)

The **AUTHORITY** will provide the following:

1. Attend/participate in scoping coordination meetings as required.
2. Timely review of submittals as required.

EXHIBIT B
SERVICES TO BE PROVIDED BY THE CONSULTANT

The work to be performed by Blanton & Associates, Inc. (B&A) (Consultant) under this agreement with Hidalgo County Regional Mobility Authority (HCRMA) (Authority) will consist of preparing a Texas Department of Transportation (TxDOT) – National Environmental Policy Act (NEPA) Assignment/Federal Highway Administration (FHWA) Environmental Assessment (EA) for the proposed International Bridge Trade Corridor (IBTC). A Local EA was prepared for the proposed IBTC project in May 2011. A Value Engineering (VE) Study was conducted which resulted in an alignment shift and modifications to the project limits in June 2014 (Figure 1). The limits for the proposed IBTC now extend east from the 365 Toll/Farm-to-Market Road (FM) 3072 intersection east then north to the Interstate Highway 2 (I-2), and east to FM 493 in Hidalgo County, Texas.

Since the May 2011 Local EA was prepared, the following changes have occurred:

- Project funding was changed from local to state and federal
- Per the June 2014 alignment, approximately 15-25 acres of additional right-of-way (ROW) was added in the eastern section and the north-south segment in the western limit was removed from the proposed project
- Change in TxDOT guidance since the 2011 Technical Reports were prepared
- Excavation of trenches testing positive for archeological deposits were found in the northern alignment shift

This scope of services and fee proposal includes continued efforts to assist the Authority in project scoping and obtaining an environmental classification for the proposed project as detailed below.

1.0 ENVIRONMENTAL CLASSIFICATION

1.1 Scope Development Tool

The Consultant will respond to TxDOT Pharr District and TxDOT Environmental Affairs Division (ENV) comments and finalize the Scope Development Tool. The Consultant will coordinate with TxDOT ENV and Pharr District to schedule and prepare for an Environmental Scoping Meeting with the Authority.

Deliverable:

- Final Scope Development Tool

1.2 Request for Classification

The Consultant will respond to TxDOT Pharr District and TxDOT ENV comments and finalize the Environmental Classification Letter. The Consultant will attend up to three (3) in-person coordination meetings with Authority and TxDOT, and review and provide guidance on the Authority's request for approval to classify the project as an EA.

Deliverable:

- Final Environmental Classification Letter

EXHIBIT C
WORK SCHEDULE

The Consultant anticipates that work will be performed within 3 months of Notice to Proceed (NTP)

Deliverable	Duration
Scoping Coordination Meeting	1 month after NTP
Revised Scoping Development Tool (after Pharr District review)	2 days upon receipt
Revised Scoping Development Tool (after TxDOT ENV review)	2 days upon receipt
Final Scoping Development Tool	
Revised Environmental Classification (after Pharr District review)	3 days upon receipt
Revised Environmental Classification (after TxDOT ENV review)	3 days upon receipt
Final Environmental Classification Letter	

EXHIBIT 'D'
Fee Schedule/Budget
Hidalgo County Regional Mobility Authority (HCRMA)
ENVIRONMENTAL CONSULTING SERVICES ASSOCIATED WITH THE TXDOT ENVIRONMENTAL CLEARANCE OF THE INTERNATIONAL BRIDGE TRADE CORRIDOR

Subconsultant: Blanton & Associates, Inc.
Schedule Duration: 3 months

PROGRAM MANAGEMENT SERVICES DESCRIPTION	Project Manager	Sr Env Planner	Env Planner I/II	Senior Env Specialist	Env Specialist	Biologist	Senior Arch	Senior Historian	Senior GIS	GIS	Admin Assistant	Total Labor Hrs.	Task Cost
SCOPING & ENV CLASSIFICATION SUPPORT SERVICES													
Respond to District Comments on Scoping Development Tool	4		4							4		12	\$ 1,502.00
Respond to ENV Comments on Scoping Development Tool	4		4							2		10	\$ 1,312.00
Respond to District Comments on Environmental Classification Letter	8		8		4					4		24	\$ 2,984.00
Respond to ENV Comments on Environmental Classification Letter	8		8		4					4		24	\$ 2,984.00
Prepare for Scoping/Classification Coordination Meetings (x3)	12	12								4		28	\$ 3,986.00
Attend Scoping/Classification Coordination Meeting (x3)	24	24										48	\$ 7,212.00
Subtotal	60	36	24	0	8	0	0	0	0	18	0	146	\$ 19,980.00
LABOR MANHOURS TOTAL	60	36	24	0	8	0	0	0	0	18	0	146	
LABOR RATE PER HOUR	\$160.50	\$140.00	\$120.00	\$160.50	\$90.00	\$100.00	\$110.00	\$120.00	\$120.00	\$95.00	\$75.00		
TOTAL DIRECT LABOR COSTS	\$ 9,630.00	\$ 5,040.00	\$ 2,880.00	\$ -	\$ 720.00	\$ -	\$ -	\$ -	\$ -	\$ 1,710.00	\$ -	\$ 19,980.00	
PERCENT LABOR UTILIZATION FOR TOTAL PROJECT (BASED ON FEE)	48.20%	25.23%	14.41%	0.00%	3.60%	0.00%	0.00%	0.00%	0.00%	8.56%	0.00%	100.00%	
PERCENT LABOR UTILIZATION FOR TOTAL PROJECT (BASED ON MANHOUR	41.10%	24.66%	16.44%	0.00%	5.48%	0.00%	0.00%	0.00%	0.00%	12.33%	0.00%	100.00%	
TOTAL DIRECT LABOR COST													\$ 19,980.00
TOTAL DIRECT EXPENSES													\$ 5,010.00
GRAND TOTAL													\$ 24,990.00
ASSUMPTIONS													
3 scoping coordination meetings													

ATTACHMENT H-2

Subprovider Monitoring System Commitment Agreement


This commitment agreement is subject to the award and receipt of a signed contract from the Hidalgo County Regional Mobility Authority (Authority). **NOTE: Attachment H-2 is required to be attached to each contract that does not include work authorizations. Attachment H-2 is required to be attached with each work authorization. Attachment H-2 is also required to be attached to each supplemental work authorization. If DBE/HUB Subproviders are used, the form must be completed and signed. If no DBE/HUB Subproviders are used, indicate with "N/A" on this line: N/A and attach with the work authorization or supplemental work authorization.**

Contract #: _____ Assigned Goal: 0% Prime Provider Blanton & Associates, Inc.

Work Authorization (WA)#: 1 WA Amount: \$0 Date: _____

Supplemental Work Authorization (SWA) #: _____ to WA #: _____ SWA Amount: _____

Revised WA Amount: _____

Description of Work <i>(List by category of work or task description. Attach additional pages, if necessary.)</i>	Dollar Amount <i>(For each category of work or task description shown.)</i>
SCOPING & ENV CLASSIFICATION SUPPORT SERVICES	\$24,990.00
FC	\$0
Total Commitment Amount <i>(Including all additional pages.)</i>	\$0
IMPORTANT: The signatures of the prime and the DBE/HUB and Second Tier Subprovider, if any (both DBE and Non-DBE) and the total commitment amount must always be on the same page.	
Provider Name: Blanton and Associates, Inc Address: 5 Lakeway Centre Court, Suite 200, Austin, TX 78734 VID Number: 74-2845838 PH: & FAX: (512) 264-1095; (512) 264-1531 Email: dblanton@blantonassociates.com	Name: _____ Don Blanton <i>(Please Print)</i> Title: _____ President  Signature _____ Date <u>8/15/17</u>
DBE/HUB Sub Provider Subprovider Name: _____ VID Number: _____ Address: _____ PH: _____ Email: _____	Name: _____ <i>(Please Print)</i> Title: _____ Signature _____ Date _____
Second Tier Sub Provider Subprovider Name: _____ VID Number: _____ Address: _____ Phone #& Fax #: _____ Email: _____	Name: _____ <i>(Please Print)</i> Title: _____ Signature _____ Date _____
VID Number is the Vendor Identification Number issued by the Comptroller. If a firm does not have a VID Number, please enter the owner's Social Security or their Federal Employee Identification Number (if incorporated).	

This Page
Intentionally
Left Blank

Item 2G

HIDALGO COUNTY REGIONAL MOBILITY AUTHORITY

AGENDA RECOMMENDATION FORM

BOARD OF DIRECTORS	<u> X </u>	AGENDA ITEM	<u> 2G </u>
PLANNING COMMITTEE	<u> </u>	DATE SUBMITTED	<u> 8/15/17 </u>
FINANCE COMMITTEE	<u> </u>	MEETING DATE	<u> 8/29/17 </u>
TECHNICAL COMMITTEE	<u> </u>		

1. Agenda Item: **RESOLUTION 2017-74 – APPROVAL OF WORK AUTHORIZATION 15 - SUPPLEMENTAL 1 TO THE PROFESSIONAL SERVICES AGREEMENT WITH SAMES INC. FOR ADDITIONAL SUBSURFACE UTILITY ENGINEERING FOR THE 365 TOLLWAY PROJECT.**
2. Nature of Request: (Brief Overview) Attachments: X Yes No
Consideration and Approval of Work Authorization Number 15 – Supplemental No. 1 for Survey Work related to 365TOLL Subsurface Utility Engineering data collection and documentation.
3. Policy Implication: Board Policy, Local Government Code, Texas Government Code, Texas Transportation Code, TxDOT Policy
4. Budgeted: X Yes No N/A
5. Staff Recommendation: **Motion To Approve Resolution 2017-74 – Work Authorization 15 - Supplemental 1 to the Professional Services Agreement with SAMES Inc. for additional Subsurface Utility Engineering for the 365 Tollway Project.**
6. Program Manager's Recommendation: Approved Disapproved X None
7. Planning Committee's Recommendation: Approved Disapproved X None
8. Board Attorney's Recommendation: Approved Disapproved X None
9. Chief Auditor's Recommendation: Approved Disapproved X None
10. Chief Financial Officer's Recommendation: Approved Disapproved X None
11. Chief Development Engineer's Recommendation: X Approved Disapproved None
12. Chief Construction Engineer's Recommendation: Approved Disapproved X None
13. Executive Director's Recommendation: X Approved Disapproved None



- ☐ CMT Services
- ☐ Environmental
- ☐ Engineering
- ☐ Geo-Technical
- ☒ Surveying **SAMES**

WORK AUTHORIZATION SUMMARY

RESOLUTION 2017-74

Work Authorization # 15 Supplemental # 1

Amount \$ 20,926.00

Approved Work Authorizations:

Resolution No.	Description	Amount
2016-24	WA 1 Revised survey services for 365	\$ 2,935.00
2016-44	WA 2 Revised parcels for 365	\$ 13,567.50
2016-58	WA 3 Revise parcels for 365	\$ 13,085.00
2016-73	WA 4 Revise parcels - approved amount \$5085	\$ 4,060.00
2016-81	WA 5 Revise parcels	\$ 22,325.00
Subtotal from Cont. Page		\$ 193,783.00
Total Approved WA		\$ 249,755.50

Proposed Work Authorization and/or Supplemental

2017-74	WA 15 365TOLL Project SUE	\$ 20,926.00
---------	---------------------------	---------------------

Goal and Options:

SAMES was to provide additional SUE locates, potholes, field data collection and exhibit processing relating to additional utilities present after additional coordination with utility companies on the 365TOLL project.

Staff is recommending approval of this request in the amount of \$ 20,926.00
Proposed total approved WA and/or Supplementals \$ 270,681.50

E. Davila, Develop Eng
Requested By:

Work Authorizations Cont...**Resolution No. 2017-74**

Resolution No.	Description	Amount
2016-98	WA No. 6 Revise parcels	\$ 4,080.00
2016-105	WA No. 7 Right of Way Staking	\$ 5,650.00
2016-112	WA No. 8 Revise parcel	\$ 1,625.00
2016-113	WA No. 9 Constuction Monuments	\$ 26,365.00
2016-123	WA No. 10 Parcel Sketches	\$ 1,270.00
2016-125	WA No. 11 Parcel Surveys	\$ 12,030.00
2017- 02	WA No. 12 Parcel Surveys	\$ 1,840.00
2017- 05	WA No. 13 Parcel Survey Updates	\$ 9,715.00
2017- 14	WA No. 14 Offsite Drainage Parcels	\$ 83,030.00
2017-15	WA No. 15 Subsurface Utility Relo	\$ 44,948.00
2017- 36	Supplemental # 2 to WA # 3	\$ 0.00
2017- 37	Supplemental # 1 to WA # 9	\$ 0.00
2017-38	WA No.	\$ 3,230.00

Subtotal \$ 193,783.00

HIDALGO COUNTY REGIONAL MOBILITY AUTHORITY

BOARD RESOLUTION No. 2017-74

**APPROVAL OF WORK AUTHORIZATION 15 -
SUPPLEMENTAL 1 TO THE PROFESSIONAL SERVICES
AGREEMENT WITH SAMES INC. FOR ADDITIONAL
SUBSURFACE UTILITY ENGINEERING FOR THE 365
TOLLWAY PROJECT.**

THIS RESOLUTION is adopted this 29th day of August 2017 by the Board of Directors of the Hidalgo County Regional Mobility Authority at a regular meeting.

WHEREAS, the Hidalgo County Regional Mobility Authority (the "Authority"), acting through its Board of Directors (the "Board"), is a regional mobility authority created pursuant to Chapter 370, Texas Transportation Code, as amended (the "Act");

WHEREAS, the Authority is authorized by the Act to address mobility issues in and around Hidalgo County;

WHEREAS, on February 22, 2012 the Authority approved Resolution 2012- 04, creating the Technical Committee, comprised of senior level engineers and professional from various communities and agencies in the jurisdiction of the Authority, to serve to advise the Board on procurement and consultant work products; and

WHEREAS, on February 22, 2012 the Authority approved Resolution 2012-04 authorizing the Executive Committee to determine the size, structure and scope of the Technical Committee, identify candidates and issue requests for participation; and

WHEREAS, on October 16, 2013 the Authority approved Resolution 2013-41 authorizing the use and structure of the Technical Committee to rate, rank and recommend a short list to the Board of Directors for the Statements of Qualifications for the International Bridge Trade Corridor Project for Engineering, Surveying and Geotechnical Services; and

WHEREAS, on November 20, 2014, the Authority approved Resolution 2013- 53 the Technical Committee has rated and ranked the Statements of Qualifications for the International Bridge Trade Corridor Project for Surveying Services and recommended that HCRMA staff be authorized to negotiate with all qualified Surveying Firms (Halff Associates, RODS Surveying, Quintanilla, Headley & Associates, Land Tech Consultants, R. Gutierrez Engineering, Melden & Hunt, DOS Land Surveying, SAMES, Bain Medina Bain, ROW Surveying Services and Fulcrum Consulting Services) to establish a surveying pool for the project; and

WHEREAS, on June 18, 2014, the Authority approved Resolution 2014-53 awarding professional service agreements to Halff Associates, RODS Surveying, Quintanilla, Headley & Associates, Land Tech Consultants, R. Gutierrez Engineering, Malden & Hunt, DOS Land Surveying, SAMES, Bain Medina Bain, ROW Surveying Services and Fulcrum Consulting Services for surveying services for the International Bridge Trade Corridor Project; and

WHEREAS, on February 23, 2016, the Authority approved Resolution 2016- 24 Work Authorization 1 to the Professional Service Agreement with SAMES, Inc. to provide revised survey for the SH 365 Segment 1 & 2 Parcel 16 in the amount of \$2,935.00; and

WHEREAS, on March 22, 2016, the Authority approved Resolution 2016-44 Work Authorization 2 to the Professional Service Agreement with SAMES, Inc. to provide revised parcels 13P1, 13P2, 22, 26, 31, 39 and Salinas parcel for State Highway 365 Project in the amount of \$13,567.50 for a revised amount of \$16,502.50 for Work Authorizations 1 and 2. The maximum payable amount remains at \$25,000; and

WHEREAS, on April 26, 2016, the Authority approved Resolution 2016-58 for Work Authorization 3 to the professional service agreement with SAMES Engineering to provide modifications to Parcel(s) 5 Part 5-AQ and 5- Part 5-R; 7 and 15 for State Highway 365 in the amount of \$13,085.00; and

WHEREAS, on May 26, 2016, the Authority approved Resolution 2016-79 Work Authorization 4 to the professional service agreement with SAMES Engineering to provide Parcels 5B, 36B and 80 for State Highway 365 in the amount of \$5,085.00 whereas only \$4,060.00 were expended; and

WHEREAS, on June 28, 2016, the Authority approved Resolution 2016-81 Work Authorization 5 to the professional service agreement with SAMES Engineering to provide parcels 107- A , 13P2, 102, 20, 108, 110, 111, 112 and 113 for the 365 Tollway Project in the amount of \$22,325.00; and

WHEREAS, on June 28, 2016, the Authority approved Resolution 2016-82 Contract Amendment 2 to the professional service agreement with SAMES Engineering for Work Authorization Numbers 4 & 5 in the amount of \$26,385.00 for a revised increase of a maximum payable amount of \$55,972.50;

WHEREAS, on July 26, 2016, the Authority approved Resolution 2016-97 for Work Authorization 3 Supplemental 1 to the professional service agreement with SAMES Engineering for a no-cost time extension for parcel revision to the 365 Tollway Project; and

WHEREAS, on July 26, 2016 the Authority approved Resolution 2016-98 for Work Authorization 6 to the professional service agreement with SAMES Engineering to provide parcels 7, 7B, and 9P2 for Segment 2 of the 365 Tollway Project in the amount of \$4,080.00; and

WHEREAS, on July 26, 2016, the Authority approved Resolution 2016-99 for Contract Amendment 3 to the professional service agreement with SAMES Engineering for Work Authorization 6 in the amount of \$4,080.00 for a revised increase of a maximum payable amount of \$60,052.50; and

WHEREAS, on August 23, 2016 the Authority approved Resolution 2016-105 for Work Authorization 7 to the professional service agreement with SAMES Engineering to provide right of way staking for Veterans Road and Hi-Line Road for utility relocations in the amount of \$5,650.00; and

WHEREAS, on August 23, 2016 the Authority approved Resolution 2016-106 for Contract Amendment 4 to the professional service agreement with SAMES Engineering for Work Authorization Numbers 7 in the amount of \$5,650.00 for a revised increase a maximum payable amount of \$65,720.50; and

WHEREAS, on September 27, 2016 the Authority approved Resolution 2016-112 Work Authorization 8 to the professional service agreement with SAMES Engineering to provide revisions to parcel 49 P1 in the amount of \$1,625.00; and

WHEREAS, on September 27, 2016 the Authority approved Resolution 2016-113 Work Authorization 9 to the professional service agreement with SAMES Engineering to provide construction monuments for the 365 Tollway Project in the amount of \$26,365.00; and

WHEREAS, on September 27, 2016 the Authority approved Resolution 2016-114 Contract Amendment 5 to the professional service agreement with SAMES Engineering to increase the maximum payable amount for Work Authorization Number 8 & 9 in the amount of \$27,990.00.

WHEREAS, on November 1, 2016 the Authority approved Resolution 2016-123 Work Authorization 10 to the professional service agreement with SAMES Engineering to provide parcel sketches for corner clips at Steward Road & US 281/Military Highway as part of the Overpass/BSIF Connector for 365 Tollway Project in the amount of \$1,270.00; and

WHEREAS, on November 1, 2016 the Authority approved Resolution 2016-124 Contract Amendment 6 to the professional service agreement with SAMES Engineering to increase the maximum payable amount for Work Authorization Number 10 in the amount of \$1,270.00; and

WHEREAS, on November 15, 2016 the Authority approved Resolution 2016-125 Work Authorization 11 to the professional service agreement with SAMES Engineering to provide surveys for parcels 21, 22, 22C Lateral D and Pawlik tract as part of the 365 Tollway Project in the amount of \$12,030.00; and

WHEREAS, on January 24, 2017 the Authority approved Resolution 2017- 02 Work Authorization 12 to the professional service agreement with SAMES Engineering to update surveys 22D and 108 as part of the 365 Tollway Project in the amount of \$1,840.00; and

WHEREAS, on January 24, 2017 the Authority approved Resolution 2017- 05 Work Authorization 13 to the professional service agreement with SAMES Engineering to update survey 20 and provide surveys for parcels OD2 & OD3 as part of the 365 Tollway Project in the amount of \$9,715.00; and

WHEREAS, on February 28, 2017 the Authority approved Resolution 2017- 14 Work Authorization 14 to the professional service agreement with SAMES Engineering to provide parcel sketches for offsite drainage outfall parcels for the 365 Tollway Project in the amount of \$83,030.00; and

WHEREAS, on February 28, 2017 the Authority approved Resolution 2017- 15 Work Authorization 15 to the professional service agreement with SAMES Engineering to provide subsurface utility engineering for utility relocation as part of the 365 Tollway Project in the amount of \$44,948.00; and

WHEREAS, on February 28, 2017 the Authority approved Resolution 2017- 16 Contract Amendment 9 to the professional service agreement with SAMES Engineering for increase in maximum amount payable for Work Authorization Numbers 14 and 15 in the amount of \$127,978.00; and

WHEREAS, on March 28, 2017 the Authority approved Resolution 2017- 36 Supplemental Number 2 to Work Authorization Number 3 to the professional service agreement with SAMES Engineering for a no-cost time extension to provide surveys for Parcels 5, 5P and 15 in the amount of \$0.00; and

WHEREAS, on March 28, 2017 the Authority approved Resolution 2017- 37 Supplemental Number 1 to Work Authorization Number 9 to the professional service agreement with SAMES Engineering for a no-cost time extension to provide construction control monuments in the amount of \$0.00; and

WHEREAS, on March 28, 2017 the Authority approved Resolution 2017- 38 Work Authorization Number 16 to the professional service agreement with SAMES Engineering to provide a survey for parcel 36A as part of the 365 Tollway Project in the amount of \$3,230.00;

WHEREAS, the Authority finds it necessary to approve Resolution 2017-74 Approval of Work Authorization 15 - Supplemental 1 to the Professional Services Agreement with SAMES Inc. for additional Subsurface Utility Engineering for the 365 Tollway Project in the amount of \$20,926.00;

NOW THEREFORE, BE IT RESOLVED, BY THE BOARD OF DIRECTORS OF THE HIDALGO COUNTY REGIONAL MOBILITY AUTHORITY THAT:

Section 1. The recital clauses are incorporated in the text of this Resolution as if fully restated.

Section 2. The Board hereby approves Work Authorization 15 - Supplemental 1 to the Professional Services Agreement with SAMES Inc. for additional Subsurface Utility Engineering for the 365 Tollway Project in the amount of \$20,926.00 hereto attached as Exhibit A.

Section 3. The Board authorizes the Executive Director to execute Work Authorization 15 - Supplemental 1 to the Professional Services Agreement for Surveying Services with SAMES Engineering as approved.

PASSED AND APPROVED AS TO BE EFFECTIVE IMMEDIATELY BY THE BOARD OF DIRECTORS OF THE HIDALGO COUNTY REGIONAL MOBILITY AUTHORITY AT A REGULAR MEETING, duly posted and noticed, on the 29th day of August 2017, at which meeting a quorum was present.

S. David Deanda, Jr., Chairman

Ricardo Perez, Secretary/Treasurer

Exhibit A

WA # 15 Suppl. 1
to
Professional Service Agreement
with
SAMES, Inc.
for
Surveying Services
for the
365 Tollway
Project

◆Contract◆

Hidalgo County
Regional Mobility Authority
(HCRMA)(Authority)

SURVEYING SERVICES IBTC
Interchange with 365 Tollway
(formerly SH 365) to I-2 and from
the ValleyView Interchange to FM
493

Work Authorization No. 15 - Supplemental No. 1

August 2**9**, 2017

SAMES, Inc.

ATTACHMENT D-2

SUPPLEMENTAL WORK AUTHORIZATION NO. 1 TO WORK AUTHORIZATION NO. 15 AGREEMENT FOR SURVEYING SERVICES

THIS SUPPLEMENTAL WORK AUTHORIZATION is made pursuant to the terms and conditions of “Article V of that certain Professional Services Agreement for Surveying Services” hereinafter identified as the “Agreement,” entered into by and between the Hidalgo County Regional Mobility Authority (Authority), and SAMES, Inc. (the Surveyor).

The following terms and conditions of Work Authorization No. 15 are hereby amended as follows:

Part I: Supplemental Work Authorization Scope of Services to be provided by the Engineer and amended as noted within the attached Exhibit B. Exhibit C is provided to show the work plan for the execution of the Supplemental Work Authorization scope contained herein.

Part II: The maximum amount payable under Part II of Work Authorization No. 15 is increased by \$20,926.00 bringing the revised maximum amount payable to \$65,874.00. The Fee Schedule/Budget in Exhibit D of Work Authorization No. 15 is increased by a Supplemental amount of \$20,926.00 to a total maximum amount payable of \$65,874.00.

Part IV: Work Authorization No. 15 shall now terminate on September 30, 2017 and a revised Work Schedule will be supplied to document the revised date of work activity.

Exhibit H-2: Subprovider Monitoring System Commitment Agreement is amended as noted in Exhibit H-2

IN WITNESS WHEREOF, this Supplemental Work Authorization is executed in duplicate counterparts and hereby accepted and acknowledged below.

THE SURVEYOR

(Signature)
Samuel Maldonado, P.E., RPLS

(Printed Name)
Principal

(Title)

(Date)

THE AUTHORITY

(Signature)
Pilar Rodriguez, P.E.

(Printed Name)
Executive Director

(Title)

(Date)

EXHIBIT B
SERVICES TO BE PROVIDED BY THE SURVEYOR

EXHIBIT B
SERVICES TO BE PROVIDED BY THE SURVEYOR

7.0 Right of Way Mapping and Parcel Tract Platting

Preparation of maps, plats, legal descriptions and all documents for the Final ROW Acquisition and monumenting of final Right of Way and Parcels.

Definitions and Concepts for use in this context and derived from the TxDOT and HCRMA Survey Manuals.

Parent Tracts are defined by contiguous ownership, i.e.:

... any tract of land, or a tract of land comprised of several smaller contiguous tracts, under one single ownership.

... any tract of land, or a tract of land comprised of several smaller contiguous tracts, under one single ownership and not divided by a public way, separate ownership or platted as a subdivision.

... any tract of land comprised of contiguous lots in a platted subdivision under a single ownership.

Parcels are defined and created by ownership and unity of use and are the actual real properties, or tracts, to be acquired by the HCRMA, whether through purchase, donation, or exchange.

... If a Parent Tract of contiguous properties has a unity of use, then two or more properties may be combined into one parcel.

... If a Parent Tract of contiguous properties does not have unity of use, then each property is a separate parcel.

... If a Parent Tract has different and discrete land use areas, then each land use area must be partitioned into separate parcels with a unique number. A Parcel, therefore, does not necessarily have a one-to-one correspondence to the property lines of the parent tract.

... if a Parent Tract is divided or severed by public ways or by separate ownership and does NOT have common underlying ownership then each property must be partitioned into separate parcels with a unique number.

... if a Parent Tract is divided or severed by public ways or by separate ownership and DOES have common underlying ownership but does NOT have unity of use then each property must be partitioned into separate parcels with a unique number.

... if a Parent Tract is divided or severed by public ways or by separate ownership and DOES have common underlying ownership and DOES have unity of use then each property may be partitioned into ONE Parcel and sub-partitioned into separate PARTS.

EXHIBIT B

SERVICES TO BE PROVIDED BY THE SURVEYOR

Limits for this service:

Subsurface Utility Engineering (14 Locates)

7.1 Coordination, Admin., Research and Abstracting Tasks.

To be provided by:				
HCRMA	<u>Sames, Inc.</u>	7.1.1	Contact and Coordinate with HCRMA for... <ul style="list-style-type: none"> FINAL and APPROVED ROW FOOTPRINT prepared by HCRMA Design Engineers. (See Attachment C.4 – Detailed Scope of Services for Boundary Survey). Any other information or data completed on the project to this point, i.e., final approved schematic, Planimetric Map of Project in MicroStation compatible format, Horizontal and Vertical projection, grid system and datum upon where the survey should be based and all other data the HCRMA has on hand. 	
HCRMA	<u>Sames, Inc.</u>	7.1.2	Deliver “Abstracts of Title” or “Title Reports” of Parent Tracts prepared by Title Co.	
HCRMA	<u>Sames, Inc.</u>	7.1.3	Deliver HCRMA survey monument caps (if applicable)	
HCRMA	<u>Sames, Inc.</u>	7.1.4	Review of the HCRMA Survey Manuel and Right of Way requirements and discuss... <ul style="list-style-type: none"> Parcel creation and numbering Requirements. The methodology of numbering ROW parcels must be correct and consistent to avoid problems in the appraisal process or with record maintenance through the ROW information system. Communicate regularly with the HCRMA for uniformity of Parcel creation methodology. ROW MAP Requirements. Parcel Plats and Parcel Descriptions Requirements. 	

7.2 Field Work Tasks.

To be provided by:				
	<u>Sames, Inc.</u>	7.2.1	Monument the final project ROW lines... <ul style="list-style-type: none"> Set a 5/8" diameter x 24" long rebar, capped with an “HCRMA ROW” aluminum disk along the ROW lines at all corners, angle points, and points of curvature and tangency. 	
	<u>Sames, Inc.</u>	7.2.2	Monument Parcel corners... <ul style="list-style-type: none"> Set 5/8" diameter x 18" long rebar, capped with an “HCRMA ROW” aluminum disk along ROW lines Set 1/2" diameter x 18" long rebar, capped with an appropriate cap bearing identification of the sub consultant Surveyor on interior corners (corners inside the taking) 	
	<u>Sames, Inc.</u>	7.2.3	Verify that all planimetric features of existing topo and planimetrics within the staked parcel are current. <ul style="list-style-type: none"> Exercise special care in observing both structure and aerial encroachments such as overhead electric and telephone lines with cross-arms. 	

EXHIBIT B
SERVICES TO BE PROVIDED BY THE SURVEYOR

7.3 Office Work / Delivery Preparation Tasks

To be provided by:					
	<u>Sames, Inc.</u>	7.3.1	Analyze, define and create final Parcels and Parcel numbering plan. <ul style="list-style-type: none"> • See Parcel creation definition above. 		
	<u>Sames, Inc.</u>	7.3.2	Update existing Planimetric map with any new or missing features or encroachments.		
	<u>Sames, Inc.</u>	7.3.3	Prepare and Create ROW MAP including... <ul style="list-style-type: none"> • Title Sheet • Parcel Index Sheet • Control Sheet <ul style="list-style-type: none"> ○ (BMs set as per Attachment C.8 – Detailed scope of Service for Construction Staking will be the control on this sheet) • Plan Sheets 		
	<u>Sames, Inc.</u>	7.3.4	Prepare and create PARCEL PLATS and DESCRIPTIONS Prepare survey plats and metes and bounds descriptions as per HCRMA requirements for each Acquisition Parcel.		

EXHIBIT C
WORK SCHEDULE

**EXHIBIT C
WORK SCHEDULE**

SAMES, Inc.

Work Authorization No. 15 - Supplemental No. 1

HCRMA

				2017											
Task Description	Start Date	End Date	Duration	JAN	FEB	MAR	APR	MAY	JUN	JUL	AUG	SEP	OCT		
Subsurface Utility Engineering	22-Aug-17	30-Sep-17	1 Months												
Field Work	22-Aug-17	30-Sep-17	1 Months												
Hydro Excavation - 14 potholes	22-Aug-17	30-Sep-17	1 Months												
Backfilling - Potholes	22-Aug-17	30-Sep-17	1 Months												
Surveying - Potholes - Field Notes	22-Aug-17	30-Sep-17	1 Months												
Office Work	22-Aug-17	30-Sep-17	1 Months												
Survey Worksheets - 14 Locates	22-Aug-17	30-Sep-17	1 Months												
Overall Strip Map	22-Aug-17	30-Sep-17	1 Months												
CAD Files - MicroStation dgn format	22-Aug-17	30-Sep-17	1 Months												

EXHIBIT D
FEE SCHEDULE BUDGET

EXHIBIT D - Fee Schedule Fee Schedule/Budget for
SWA No. 1 to WA No. 15

Prime: SAMES, Inc.
Survey Services for the HCRMA
Work Authorization No. 15 - Supplemental No. 1
Schedule Duration: 7/25/17 - 8/31/17

Hidalgo County Regional Mobility Authority (HCRMA)
Work Authorization No.
IBTC Surveying Services

LIMITS: From the Interchange with SH 365 to I-2 and from the Valleyview Interchange to FM 493 (As-Assigned by the HCRMA)

SURVEY SERVICES DESCRIPTION	Principal / Sr. Manager / Senior survey Manager	Project Surveyor (RPLS)	Senior Survey Tech / SIT	Survey Technician	CADD Operator	Clerical / Admin.	Abstractor	1-Person Survey Crew	2-Person Survey Crew	3-Person Survey Crew	4-Person Survey Crew	Total Labor Hrs.	Remarks	Task Cost	
SUBSURFACE UTILITY ENGINEERING															
Field Work:															
Hydro Excavation - 14 potholes										27		27		\$ 4,536.00	
Backfilling - Potholes										20		20		\$ 3,360.00	
Surveying - Potholes - Field Notes									30			30		\$ 3,900.00	
Office Work:															
Survey Worksheets - 14 Locates		1	30	50		5						86		\$ 7,300.00	
Overall Strip Map		1	7	7								15		\$ 1,410.00	
CAD Files - MicroStation dgn format			4									4		\$ 420.00	
Subtotal	0	2	41	57	0	5	0	0	30	47	0	182		\$ 20,926.00	
Total Manhours by Classification	0	1	21	29	0	3	0	0	15	24	0	31			
Contract Hourly Rate by Classification	\$ 200.00	\$ 150.00	\$ 105.00	\$ 75.00	\$ 65.00	\$ 50.00	\$ 65.00	\$ 80.00	\$ 130.00	\$ 168.00	\$ 198.00				
Total Fee by Classification	\$ -	\$ 150.00	\$ 2,152.50	\$ 2,137.50	\$ -	\$ 125.00	\$ -	\$ -	\$ 1,950.00			\$ 6,515.00			
													CHECK (MHRs): 68		
% Utilization by Over 6 months	0.00%	0.10%	1.97%	2.75%	0.00%	0.24%	0.00%	0.00%	1.45%				CHECK (LABOR):		
% of Total Labor Hours	0.00%	1.10%	22.53%	31.32%	0.00%	2.75%	0.00%	0.00%	16.48%			100.00%			
% of Total Labor Cost	0.00%	2.30%	33.04%	32.81%	0.00%	1.92%	0.00%	0.00%	29.93%			100.00%	\$ 6,515.00		
TOTAL DIRECT LABOR COST														\$ 20,926.00	
DIRECT EXPENSES	Rate	Unit	Amount	Total											
Mileage	\$ 0.56	Mile	0	\$ -									\$ -		
Photocopies	\$ 0.10	Sheet	0	\$ -									\$ -		
Blue/line/Black/line Prints	\$ 2.00	Sheet	0	\$ -									\$ -		
Deed/Copies	\$ 1.00	Sheet	0	\$ -									\$ -		
Certified Deed Copies	\$ 2.00	Sheet	0	\$ -									\$ -		
Mylar (11x17)	\$ 3.00	Sheet	0	\$ -									\$ -		
Mylar (22x34)	\$ 6.00	Sheet	0	\$ -									\$ -		
TOTAL DIRECT EXPENSES				\$ -										\$ -	
SPECIAL SERVICES FEE (SUBCONSULTANTS)														DBE Participation 0.00%	
Name	Task(s) Summary														
TOTAL SPECIAL SERVICES FEE (SUBCONSULTANTS)														\$ -	
GRAND TOTAL															\$ 20,926.00

EXHIBIT H-2
Subprovider Monitoring System Commitment Agreement

This commitment agreement is subject to the award and receipt of a signed contract from the Hidalgo County Regional Mobility Authority (Authority). ***NOTE: Attachment H-2 is required to be attached to each contract that does not include work authorizations. Attachment H-2 is required to be attached with each work authorization. Attachment H-2 is also required to be attached to each supplemental work authorization. If DBE/HUB Subproviders are used, the form must be completed and signed. If no DBE/HUB Subproviders are used, indicate with "N/A" on this line: _____ and attach with the work authorization or supplemental work authorization.***

Contract #: _____ Assigned Goal: 0.0% Prime Provider SAMES, Inc.

Work Authorization (WA)#: 15 WA Amount: \$44,948.00 Date: _____

Supplemental Work Authorization (SWA) #: 1 to WA #: 15 SWA Amount: \$20,926.00

Revised WA Amount: \$65,874.00

Description of Work (List by category of work or task description. Attach additional pages, if necessary.)	Dollar Amount (For each category of work or task description shown.)
Survey	\$20,926.00
FC	\$0
Total Commitment Amount (Including all additional pages.)	\$20,926.00

IMPORTANT: The signatures of the prime and the DBE/HUB and Second Tier Subprovider, if any (both DBE and Non-DBE) and the total commitment amount must always be on the same page.

Provider Name: SAMES, Inc. Address: 200 S. Cage Blvd., Ste. A Pharr, TX 78577 VID Number: 12629412888 PH: (956) 780-7880; FX: (956) 780 -8883 Email: sam@samengineering-surveying.com	Name: <u>Samuel Maldonado</u> (Please Print) Title: <u>Principal</u> _____ Signature Date
DBE/HUB Sub Provider Subprovider Name: VID Number: Address: PH: (XXX) XXX-XXXX; FX: (XXX) XXX-XXXX Email:	Name: _____ (Please Print) Title: _____ _____ Signature Date
DBE/HUB Sub Provider Subprovider Name: VID Number: Address: PH: FX: Email:	Name: _____ (Please Print) Title: _____ _____ Signature Date

Item 2H

HIDALGO COUNTY REGIONAL MOBILITY AUTHORITY

AGENDA RECOMMENDATION FORM

BOARD OF DIRECTORS	<u> X </u>	AGENDA ITEM	<u> 2H </u>
PLANNING COMMITTEE	<u> </u>	DATE SUBMITTED	<u> 8/15/17 </u>
FINANCE COMMITTEE	<u> </u>	MEETING DATE	<u> 8/29/17 </u>
TECHNICAL COMMITTEE	<u> </u>		

1. Agenda Item: **RESOLUTION 2017-75 - APPROVAL OF CONTRACT AMENDMENT NUMBER 11 TO THE PROFESSIONAL SERVICE AGREEMENT WITH SAMES INC. TO INCREASE THE MAXIMUM PAYABLE AMOUNT FOR WORK AUTHORIZATION NUMBER 15 – SUPPLEMENTAL 1.**

2. Nature of Request: (Brief Overview) Attachments: X Yes No

Consideration and Approval of Contract Amendment Number 11 to the Professional Service Agreement with SAMES Inc. to increase the maximum payable amount for Work Authorization Number 15 – Supplemental 1.

3. Policy Implication: Board Policy, Local Government Code, Texas Government Code, Texas Transportation Code, TxDOT Policy

4. Budgeted: X Yes No N/A

5. Staff Recommendation: **Motion To Approve Resolution 2017-75 – Contract Amendment Number 11 to the Professional Service Agreement with SAMES Inc. to increase the maximum payable amount for Work Authorization Number 15 – Supplemental 1.**

6. Program Manager's Recommendation: Approved Disapproved X None

7. Planning Committee's Recommendation: Approved Disapproved X None

8. Board Attorney's Recommendation: Approved Disapproved X None

9. Chief Auditor's Recommendation: Approved Disapproved X None

10. Chief Financial Officer's Recommendation: Approved Disapproved X None

11. Chief Development Engineer's Recommendation: X Approved Disapproved None

12. Chief Construction Engineer's Recommendation: Approved Disapproved X None

13. Executive Director's Recommendation: X Approved Disapproved None



- ☐ CMT Services
- ☐ Environmental
- ☐ Engineering
- ☐ Geo-Technical
- ☒ Surveying **SAMES**

CONTRACT AMENDMENT SUMMARY

RESOLUTION 2017-75

Original Contract Amount \$ 25,000

Amendment # 11

Amount \$ 20,926.00

Approved Amendments:

Resolution No.	Description	Amount
2015-24	Original contract amount	\$ 25,000.00
2016-59	Amendment 1 - WA 3	\$ 4,587.50
2016-82	Amendment 2 - WA4 and WA5	\$ 26,385.00
2016-99	Amendment 3 - WA 7	\$ 4,080.00
2016-106	Amendment 4	\$ 5,650.00
Subtotal from Cont. Page		\$ 184,053.00
Contract Amount		\$ 249,755.50

Proposed Amendment

2017-75	To Increase The Maximum Payable Amount	\$ 20,926.00
---------	--	---------------------

Goal and Options:

To Increase The Maximum Payable Amount For Work Authorization Number 15 - Supplemental 1.

**Staff is recommending approval of this request in the amount of \$ 20,926.00
for a Revised Maximum Payable Amount of \$ 270,681.50**

E. Davila, Develop Eng

Requested by:

Approved Amendments Cont...**Resolution No. 2017-75**

Resolution No.	Description	Amount
2016-114	Amendment #5	\$ 27,990.00
2016-124	Amendment #6	\$ 1,270.00
2016-126	Amendment #7	\$ 12,030.00
2017-03	Amendment #8	\$ 11,555.00
2017-16	Amendment #9	\$ 127,978.00
2017-39	Amendment #10	\$ 3,230.00

Subtotal \$ 184,053.00

HIDALGO COUNTY REGIONAL MOBILITY AUTHORITY

BOARD RESOLUTION No. 2017-75

**APPROVAL OF CONTRACT AMENDMENT 11 TO THE
PROFESSIONAL SERVICE AGREEMENT WITH
SAMES ENGINEERING FOR INCREASE IN MAXIMUM
AMOUNT PAYABLE FOR WORK AUTHORIZATION
NUMBER 15 – SUPPLEMENTAL 1.**

THIS RESOLUTION is adopted this 29th day of August 2017 by the Board of Directors of the Hidalgo County Regional Mobility Authority at a regular meeting.

WHEREAS, the Hidalgo County Regional Mobility Authority (the "Authority"), acting through its Board of Directors (the "Board"), is a regional mobility authority created pursuant to Chapter 370, Texas Transportation Code, as amended (the "Act");

WHEREAS, the Authority is authorized by the Act to address mobility issues in and around Hidalgo County;

WHEREAS, on February 22, 2012 the Authority approved Resolution 2012- 04, creating the Technical Committee, comprised of senior level engineers and professional from various communities and agencies in the jurisdiction of the Authority, to serve to advise the Board on procurement and consultant work products; and

WHEREAS, on February 22, 2012 the Authority approved Resolution 2012-04 authorizing the Executive Committee to determine the size, structure and scope of the Technical Committee, identify candidates and issue requests for participation; and

WHEREAS, on October 16, 2013 the Authority approved Resolution 2013-41 authorizing the use and structure of the Technical Committee to rate, rank and recommend a short list to the Board of Directors for the Statements of Qualifications for the International Bridge Trade Corridor Project for Engineering, Surveying and Geotechnical Services; and

WHEREAS, on November 20, 2014, the Authority approved Resolution 2013- 53 the Technical Committee has rated and ranked the Statements of Qualifications for the International Bridge Trade Corridor Project for Surveying Services and recommended that HCRMA staff be authorized to negotiate with all qualified Surveying Firms (Halff Associates, RODS Surveying, Quintanilla, Headley & Associates, Land Tech Consultants, R. Gutierrez Engineering, Melden & Hunt, DOS Land Surveying, SAMES, Bain Medina Bain, ROW Surveying Services and Fulcrum Consulting Services) to establish a surveying pool for the project; and

WHEREAS, on June 18, 2014, the Authority approved Resolution 2014-53 awarding professional service agreements to Halff Associates, RODS Surveying, Quintanilla, Headley & Associates, Land Tech Consultants, R. Gutierrez Engineering, Malden & Hunt, DOS Land Surveying, SAMES, Bain Medina Bain, ROW Surveying Services and Fulcrum Consulting Services for surveying services for the International Bridge Trade Corridor Project; and

WHEREAS, on February 23, 2016, the Authority approved Resolution 2016- 24 Work Authorization 1 to the Professional Service Agreement with SAMES, Inc. to provide revised survey for the SH 365 Segment 1 & 2 Parcel 16 in the amount of \$2,935.00; and

WHEREAS, on March 22, 2016, the Authority approved Resolution 2016-44 Work Authorization 2 to the Professional Service Agreement with SAMES, Inc. to provide revised parcels 13P1, 13P2, 22, 26, 31, 39 and Salinas parcel for State Highway 365 Project in the amount of \$13,567.50 for a revised amount of \$16,502.50 for Work Authorizations 1 and 2. The maximum payable amount remains at \$25,000; and

WHEREAS, on April 26, 2016, the Authority approved Resolution 2016-58 for Work Authorization 3 to the professional service agreement with SAMES Engineering to provide modifications to Parcel(s) 5 Part 5-AQ and 5- Part 5-R; 7 and 15 for State Highway 365 in the amount of \$13,085.00; and

WHEREAS, on May 26, 2016, the Authority approved Resolution 2016-79 Work Authorization 4 to the professional service agreement with SAMES Engineering to provide Parcels 5B, 36B and 80 for State Highway 365 in the amount of \$5,085.00 whereas only \$4,060.00 were expended; and

WHEREAS, on June 28, 2016, the Authority approved Resolution 2016-81 Work Authorization 5 to the professional service agreement with SAMES Engineering to provide parcels 107- A , 13P2, 102, 20, 108, 110, 111, 112 and 113 for the 365 Tollway Project in the amount of \$22,325.00; and

WHEREAS, on June 28, 2016, the Authority approved Resolution 2016-82 Contract Amendment 2 to the professional service agreement with SAMES Engineering for Work Authorization Numbers 4 & 5 in the amount of \$26,385.00 for a revised increase of a maximum payable amount of \$55,972.50;

WHEREAS, on July 26, 2016, the Authority approved Resolution 2016-97 for Work Authorization 3 Supplemental 1 to the professional service agreement with SAMES Engineering for a no-cost time extension for parcel revision to the 365 Tollway Project; and

WHEREAS, on July 26, 2016 the Authority approved Resolution 2016-98 for Work Authorization 6 to the professional service agreement with SAMES Engineering to provide parcels 7, 7B, and 9P2 for Segment 2 of the 365 Tollway Project in the amount of \$4,080.00; and

WHEREAS, on July 26, 2016, the Authority approved Resolution 2016-99 for Contract Amendment 3 to the professional service agreement with SAMES Engineering for Work Authorization 6 in the amount of \$4,080.00 for a revised increase of a maximum payable amount of \$60,052.50; and

WHEREAS, on August 23, 2016 the Authority approved Resolution 2016-105 for Work Authorization 7 to the professional service agreement with SAMES Engineering to provide right of way staking for Veterans Road and Hi-Line Road for utility relocations in the amount of \$5,650.00; and

WHEREAS, on August 23, 2016 the Authority approved Resolution 2016-106 for Contract Amendment 4 to the professional service agreement with SAMES Engineering for Work Authorization Numbers 7 in the amount of \$5,650.00 for a revised increase a maximum payable amount of \$65,720.50; and

WHEREAS, on September 27, 2016 the Authority approved Resolution 2016-112 Work Authorization 8 to the professional service agreement with SAMES Engineering to provide revisions to parcel 49 P1 in the amount of \$1,625.00; and

WHEREAS, on September 27, 2016 the Authority approved Resolution 2016-113 Work Authorization 9 to the professional service agreement with SAMES Engineering to provide construction monuments for the 365 Tollway Project in the amount of \$26,365.00; and

WHEREAS, on September 27, 2016 the Authority approved Resolution 2016-114 Contract Amendment 5 to the professional service agreement with SAMES Engineering to increase the maximum payable amount for Work Authorization Number 8 & 9 in the amount of \$27,990.00.

WHEREAS, on November 1, 2016 the Authority approved Resolution 2016-123 Work Authorization 10 to the professional service agreement with SAMES Engineering to provide parcel sketches for corner clips at Steward Road & US 281/Military Highway as part of the Overpass/BSIF Connector for 365 Tollway Project in the amount of \$1,270.00; and

WHEREAS, on November 1, 2016 the Authority approved Resolution 2016-124 Contract Amendment 6 to the professional service agreement with SAMES Engineering to increase the maximum payable amount for Work Authorization Number 10 in the amount of \$1,270.00; and

WHEREAS, on November 15, 2016 the Authority approved Resolution 2016-125 Work Authorization 11 to the professional service agreement with SAMES Engineering to provide surveys for parcels 21, 22, 22C Lateral D and Pawlik tract as part of the 365 Tollway Project in the amount of \$12,030.00; and

WHEREAS, on January 24, 2017 the Authority approved Resolution 2017- 02 Work Authorization 12 to the professional service agreement with SAMES Engineering to update surveys 22D and 108 as part of the 365 Tollway Project in the amount of \$1,840.00; and

WHEREAS, on January 24, 2017 the Authority approved Resolution 2017- 05 Work Authorization 13 to the professional service agreement with SAMES Engineering to update survey 20 and provide surveys for parcels OD2 & OD3 as part of the 365 Tollway Project in the amount of \$9,715.00; and

WHEREAS, on February 28, 2017 the Authority approved Resolution 2017- 14 Work Authorization 14 to the professional service agreement with SAMES Engineering to provide parcel sketches for offsite drainage outfall parcels for the 365 Tollway Project in the amount of \$83,030.00; and

WHEREAS, on February 28, 2017 the Authority approved Resolution 2017- 15 Work Authorization 15 to the professional service agreement with SAMES Engineering to provide subsurface utility engineering for utility relocation as part of the 365 Tollway Project in the amount of \$44,948.00; and

WHEREAS, on February 28, 2017 the Authority approved Resolution 2017- 16 Contract Amendment 9 to the professional service agreement with SAMES Engineering for increase in maximum amount payable for Work Authorization Numbers 14 and 15 in the amount of \$127,978.00;

WHEREAS, on March 28, 2017 the Authority approved Resolution 2017- 39 Contract Amendment 10 to the professional service agreement with SAMES Engineering for increase in maximum amount payable for Work Authorization Number 16 in the amount of \$3,230.00;

WHEREAS, the Authority finds it necessary to approve Resolution 2017- 75 Contract Amendment 11 to the professional service agreement with SAMES Engineering for increase in maximum amount payable for Work Authorization Number 15 – Supplemental 1 in the amount of \$20,926.00;

NOW THEREFORE, BE IT RESOLVED, BY THE BOARD OF DIRECTORS OF THE HIDALGO COUNTY REGIONAL MOBILITY AUTHORITY THAT:

Section 1. The recital clauses are incorporated in the text of this Resolution as if fully restated.

Section 2. The Board hereby approves Contract Amendment 10 to the professional service agreement with SAMES Engineering for the 365 Tollway Project in the amount of \$20,926.00 hereto attached as Exhibit A.

Section 3. The Board authorizes the Executive Director to execute the Contract Amendment 11 to the Professional Services Agreement for Surveying Services with SAMES Engineering as approved.

PASSED AND APPROVED AS TO BE EFFECTIVE IMMEDIATELY BY THE BOARD OF DIRECTORS OF THE HIDALGO COUNTY REGIONAL MOBILITY AUTHORITY AT A REGULAR MEETING, duly posted and noticed, on the 29th day of August 2017, at which meeting a quorum was present.

S. David Deanda, Jr., Chairman

Ricardo Perez, Secretary/Treasurer

Exhibit A

Contract Amendment #
11
to
Professional Service Agreement
with
SAMES, Inc.
for
Surveying Services
for the
365 Tollway
Project

◆Contract◆

Hidalgo County
Regional Mobility Authority
(HCRMA)(Authority)

SURVEYING SERVICES IBTC
Interchange with 365 Tollway
(formerly SH 365) to I-2 and from
the ValleyView Interchange to FM
493

Contract Amendment No. 11

August 29, 2017

SAMES, Inc.

CONTRACT AMENDMENT NO. 11

CONTRACT AMENDMENT NO. 11
TO PROFESSIONAL SERVICES
AGREEMENT FOR SURVEYING SERVICES

THIS CONTRACT AMENDMENT NO 10 TO MAIN CONTRACT is made pursuant to the terms and conditions of “Article III Compensation and Attachment A General Provisions Section 6 Supplemental Agreements of that certain Professional Services Agreement for Surveying Services” hereinafter identified as the “Agreement,” entered into by and between the Hidalgo County Regional Mobility Authority (Authority), and SAMES, Inc. (the Surveyor).

The following terms and conditions of the Agreement are hereby amended as follows:

Article III Compensation

Article III Compensation shall be amended to increase the amount payable under this contract from \$249,755.50 to \$270,681.50 for a total increase of \$20,926.00 due to additional scope and effort outlined in Work Authorization No. 15 – Supplemental No. 1 (\$20,926.00).

This Contract Amendment No. 11 to the Professional Services Agreement shall become effective on the date of final execution of the parties hereto. All other terms and conditions of the Agreement not hereby amended are to remain in full force and effect.

IN WITNESS WHEREOF, this Contract Amendment is executed in duplicate counterparts and hereby accepted and acknowledged below.

THE SURVEYOR

(Signature)
Samuel Maldonado

(Printed Name)
President

(Title)

(Date)

THE AUTHORITY

(Signature)
Pilar Rodriguez, P.E.

(Printed Name)
Executive Director

(Title)

(Date)

This Page
Intentionally
Left Blank

Item 3A

HIDALGO COUNTY REGIONAL MOBILITY AUTHORITY

AGENDA RECOMMENDATION FORM

BOARD OF DIRECTORS	<u> X </u>	AGENDA ITEM	<u> 3A </u>
PLANNING COMMITTEE	<u> </u>	DATE SUBMITTED	<u> 08/14/17 </u>
FINANCE COMMITTEE	<u> </u>	MEETING DATE	<u> 08/29/17 </u>
TECHNICAL COMMITTEE	<u> </u>		

1. Agenda Item: **RESOLUTION 2017-65 – APPROVAL OF INTERLOCAL AGREEMENT BETWEEN THE TEXAS DEPARTMENT OF TRANSPORTATION AND THE HIDALGO COUNTY REGIONAL MOBILITY AUTHORITY TO AMEND THE OVERWEIGHT/OVERSIDED CORRIDOR, INCLUDING A FEE INCREASE TO \$200 PER PERMIT.**
2. Nature of Request: (Brief Overview) Attachments: X Yes No

Approval and Consideration of Resolution 2017- 65 – Approval of Interlocal Agreement between the Texas Department of Transportation and the Hidalgo County Regional Mobility Authority to amend the overweight/oversized corridor, including a fee increase to \$200 per permit.
3. Policy Implication: Board Policy, Local Government Code, Texas Government Code, Texas Transportation Code, TxDOT Policy
4. Budgeted: Yes No X N/A
5. Staff Recommendation: **Resolution 2017-65 – Approval of Interlocal Agreement between the Texas Department of Transportation and the Hidalgo County Regional Mobility Authority to amend the overweight/oversized corridor, including a fee increase of \$200 per permit, as presented.**
6. Program Manager's Recommendation: Approved Disapproved X None
7. Planning Committee's Recommendation: Approved Disapproved X None
8. Board Attorney's Recommendation: X Approved Disapproved None
9. Chief Auditor's Recommendation: Approved Disapproved X None
10. Chief Financial Officer's Recommendation: Approved Disapproved X None
11. Chief Development Engineer's Recommendation: Approved Disapproved X None
12. Chief Construction Engineer's Recommendation: Approved Disapproved X None
13. Executive Director's Recommendation: X Approved Disapproved None

HIDALGO COUNTY REGIONAL MOBILITY AUTHORITY
BOARD RESOLUTION No. 2017-65

APPROVAL OF AN INTERLOCAL AGREEMENT BETWEEN THE TEXAS
DEPARTMENT OF TRANSPORTATION AND THE HIDALGO COUNTY
REGIONAL MOBILITY TO AMEND THE OVERWEIGHT/OVERSIZED
CORRIDOR, INCLUDING A FEE INCREASE TO \$200 PER PERMIT

THIS RESOLUTION is adopted this 29th day of August, 2017, by the Board of Directors of the Hidalgo County Regional Mobility Authority.

WHEREAS, the Hidalgo County Regional Mobility Authority (the “Authority”), acting through its Board of Directors (the “Board”), is a regional mobility authority created pursuant to Chapter 370, Texas Transportation Code, as amended (the “Act”);

WHEREAS, on November 17, 2005, the Texas Transportation Commission (the “Commission”) created the Authority pursuant to (i) the Act; (ii) Title 43, Texas Administrative Code; (iii) a petition of the Hidalgo County Commissioners Court (the “County”); and (iv) findings by the Commission that the creation of the Authority would result in certain direct benefits to the State of Texas (the “State”), local governments, and the traveling public and would improve the State’s transportation system;

WHEREAS, during its 83rd Regular Session, the Texas Legislature passed House Bill 474 amending Texas Transportation Code 626 by adding Subchapter Q providing that The Texas Department of Transportation (the “Department”) may authorize the Authority to issue permits for the movement of oversize or overweight vehicles carrying cargo on certain roads in Hidalgo County;

WHEREAS, the Department has adopted rules prescribing procedures for issuing permits for the movement of oversize and overweight vehicles in Chapter 28 of Title 43 of the Texas Administration Code and has published rules authorizing the Authority to issue such permits and prescribing procedures for the same;

WHEREAS, oversize and overweight vehicles have a unique commercial purpose but also cause considerable wear and tear on roadways requiring additional maintenance, repair and reconstruction;

WHEREAS, the issuance of permits for such oversize and overweight vehicles for travel on restricted corridors creates a revenue stream to offset the increased maintenance expenses for such roadways; and

WHEREAS, the Board finds it to be in the best interest of the Authority to increase the permit fee to \$200 to for maintenance of the roadways located in certain oversize and overweight corridors;

NOW THEREFORE BE IT RESOLVED by the Board of Directors of the Hidalgo County Regional Mobility Authority that:

- Section 1. The recital clauses are incorporated in the text of this Resolution as if fully restated.
- Section 2. The Board hereby approves the Interlocal Agreement between the Texas Department of Transportation and the Authority to include a fee increase to \$200 per permit, attached hereto as Exhibit A.
- Section 3. The Board hereby authorizes the Executive Director to execute the Interlocal Agreement between the Texas Department of Transportation and the Authority.

PASSED AND APPROVED AS TO BE EFFECTIVE IMMEDIATELY BY THE BOARD OF DIRECTORS OF THE HIDALGO COUNTY REGIONAL MOBILITY AUTHORITY AT A SPECIAL MEETING on the 29th day of August, 2017, at which meeting a quorum was present.

S. David Denanda, Jr., Chairman

Ricardo Perez, Secretary/Treasurer

EXHIBIT A

INTERLOCAL AGREEMENT BETWEEN THE TEXAS DEPARTMENT OF
TRANSPORTATION AND THE HIDALGO COUNTY OVERWEIGHT AND
OVERSIZED VEHICLE CORRIDOR

THE STATE OF TEXAS §

THE COUNTY OF TRAVIS §

INTERLOCAL AGREEMENT**THIS CONTRACT** is entered into by the Contracting Parties under Government Code, Chapter 791.**I. CONTRACTING PARTIES:**

The Texas Department of Transportation
Hidalgo County Regional Mobility Authority

TxDOT
Local Government

II. PURPOSE: This is an Agreement between TxDOT and the Local Government for authority to issue permits for the movement of oversize or overweight vehicles carrying cargo on designated routes.

III. STATEMENT OF SERVICES TO BE PERFORMED: The Local Government will undertake and carry out services described in **Attachment A**, Scope of Services.

IV. CONTRACT PAYMENT: Payments shall conform to the provisions of **Attachment B**, Budget.

V. TERM OF CONTRACT: Payment under this contract beyond the end of the current fiscal biennium is subject to availability of appropriated funds. If funds are not appropriated, this contract shall be terminated immediately with no liability to either party. This contract begins when fully executed by both parties and terminates on August 31, 2022 or when otherwise terminated as provided in this Agreement. This agreement shall remain in force from the date the agreement is signed by the State until modified by mutual agreement of both parties, unless terminated by mutual written agreement and consent of both parties or by either party upon failure by the other party to fulfill their obligations as set forth herein, or on the termination date stated above.

VI. LEGAL AUTHORITY: Agreement will be administered in accordance with Texas Administrative Code, Title 43, Part 1, Chapter 28 as authorized in Texas Transportation Code, Chapter 623.

THE PARTIES certify that the services provided under this contract are services that are properly within the legal authority of the Contracting Parties

The governing body, by resolution or ordinance, dated December 18, 2013, has authorized the Local Government to provide the scope of services.

This contract incorporates the provisions of **Attachment A**, Scope of Services, **Attachment B**, Budget, **Attachment C**, General Terms and Conditions, **Attachment D**, HCRMA Permit Routes and **Attachment E**, Resolution or Ordinance.

Hidalgo County Regional Mobility Authority

By _____ Date _____
Pilar Rodriguez
Executive Director

FOR THE STATE OF TEXAS

Executed for the Executive Director and approved for the Texas Transportation Commission for the purpose and effect of activating and/or carrying out the orders, established policies or work programs heretofore approved and authorized by the Texas Transportation Commission.

By _____ Date _____
Kenneth Stewart
Director of Contract Services

ATTACHMENT A

Scope of Services

The Local Government shall:

- A. Issue permits for the transport of oversize and overweight loads in compliance with all Federal and State laws and in accordance with Transportation Code, Chapter 623 and 43 TAC §28.100 – §28.107 on designated routes:
 - i. U.S. 281/Military Highway from its intersection with State Highway 336 to its intersection with Farm-to-Market Road 1015;
 - ii. State Highway 336 between its intersection with U.S. Highway 281 and its intersection with Farm-to-Market Road 1016;
 - iii. Farm-to-Market Road 1016 between its intersection with State Highway 336 and its intersection with Trinity Road;
 - iv. Farm-to-Market Road 396 between its intersection with Trinity Road and its intersection with the Anzalduas International Bridge;
 - v. Farm-to-Market Road 2061 between its intersection with Farm-to-Market Road 3072 and its intersection with U.S. Highway 281;
 - vi. U.S. Highway 281 between its intersection with Anaya Road and the Pharr-Reynosa International Bridge;
 - vii. Spur 29 between its intersection with U.S. Highway 281 and its intersection with Doffin Canal Road;
 - viii. FM 2557 from US 281/Military Highway to Interstate 2;
 - ix. FM 3072 from Veteran Boulevard ("I" Road) to Cesar Chavez Road;
 - x. Farm-to-Market Road 1015 from its intersection with Mile 9 Road North to the Progreso International Bridge;
 - xi. U.S. Highway 83 Business between its intersection with Farm-to-Market Road 1015 and its intersection with South Pleasantview Drive
- B. The Local Government shall collect permit fees for each one-way trip, retain administrative costs up to 15% (fifteen percent) of the fees, and disburse fees to TxDOT as prescribed in Attachment B, Budget.
- C. The Local Government shall obtain a surety bond in the amount set by TxDOT to cover the estimated annual maintenance costs of roads identified in Attachment A, Scope of Services, Paragraph A above. The surety bond will be obtained annually by September 1 of each year this agreement is in effect. The Local Government will maintain a surety bond with a face value equivalent to the amount identified in the previous year unless by August 1 TxDOT notifies the Local Government of a different minimum bond amount. The surety bond must be issued by a company authorized to do business in the State of Texas and shall be approved by the State. The Local Government shall provide a copy of the surety bond to be kept on file with TxDOT. TxDOT will draw on the bond only if revenue collected from permits issued under this agreement is insufficient to pay for roadway maintenance costs attributed to traffic permitted

under this agreement, and the Local Government fails to reimburse the Department for those costs. The establishment of the estimated maintenance costs and the surety bond amount does not limit TxDOT's authority to provide maintenance services that exceed the surety bond amount. The Local Government shall be responsible for the actual cost of the maintenance on these specific roadways that is attributed to the operation of vehicles issued permits by the Local Government in accordance with this agreement.

- D. The Local Government shall utilize an automated permitting system that meets TxDOT's permitting requirements for the issuance of oversize or overweight permits. The Local Government shall be responsible for ensuring that all applicable and required information necessary for the issuance of a permit is properly entered into the automated permitting system.
- E. The Local Government shall ensure that all permit data are accurately entered in the automated permitting system to enable the generation of automated management reports and to create a viable audit trail.
- F. The Local Government shall ensure that truck axle configurations, and each axle group load are accurately entered in the automated permitting system. The Local Government shall require permits to show an address, port, or port of entry where a permitted vehicle enters the corridor and a destination address, port, or port of entry where the vehicle leaves the corridor.
- G. The Local Government shall provide TxDOT with monthly reports (due by the 15th of the following month) of all permits issued and funds collected in the issuance of oversize or overweight permits in a format to be approved by TxDOT. The Local Government or its agent shall maintain electronic copies of all permits issued through the automated permitting system.

TxDOT Responsibilities

- A. TxDOT will periodically maintain and repair the designated routes identified in Attachment A, similar to the performance and pavement conditions of other system roadways in accordance with established TxDOT regulations, specifications and engineering standards and practices.
- B. Proceeds from permits sold, less administrative costs, will be used to pay for maintenance cost on the designated routes. Maintenance costs will include routine and preventive maintenance, restoration, or reconstruction of pavement or bridge assets as a result of overweight and oversize vehicles issued permits by the Local Government in accordance with the terms of this agreement.
- C. The responsibility for determining the extent, frequency, and schedule of maintenance, repair and reconstruction operations, related inspections, and traffic routing during such operations shall rest with the TxDOT District Engineer in Pharr, Texas or his duly authorized representative.
- D. Expenses for repair due to damage caused by deterioration, normal wear and tear and damages by vehicles not eligible for permits under this Agreement and that use the designated routes shall be the responsibility of TxDOT as determined by the TxDOT District Engineer in Pharr, Texas.

ATTACHMENT B

Budget

Permit Fee Collections and Distribution

- A. The authority shall collect a fee for permits issued under this agreement. The maximum fee may not exceed \$200 per trip. On September 1 of each year, the Local Government may adjust the maximum fee amount reflective of the 12-month percentage change occurring since September 1 of the preceding year as documented in the Consumer Price Index for All Urban Consumers (CPI-U), U.S. City Average, published monthly by the United States Bureau of Labor Statistics or its successor in function. The Local Government shall notify TxDOT of any increase in the maximum permit fee and its basis of calculation prior to its implementation.
- B. The Local Government may retain administrative costs not to exceed 15% (fifteen percent) of permit fees. The balance of the permit fees shall be electronically deposited by the Local Government into the State Highway Fund.
- C. Upon execution of the agreement and the commencement of permit issuance under this agreement, the Local Government will deposit collected permit fees, less allowable administrative costs, to the State Highway Fund on a weekly basis.

ATTACHMENT C

General Terms and Conditions

Article 1. Additional Work

All work performed by the Local Government under this Agreement shall be funded by the permit fees collected under this Agreement or other revenue sources available to the Local Government. No additional state funds shall be authorized to facilitate the issuance of the oversize or overweight permits.

Article 2. Amendments

This contract may only be amended by written agreement executed by both parties before the contract is terminated.

Article 3. Conflicts Between Agreements

If the terms of this contract conflict with the terms of any other contract between the parties, the most recent contract shall prevail.

Article 4. Termination

- A. This Agreement terminates on the termination date, by mutual written agreement, or thirty (30) days after either party gives notice to the other party, whichever occurs first.
- B. In the event that for any reason, the Local Government defaults under the terms of this agreement, TxDOT will notify the Local Government in writing of the defaults. If the Local Government does not correct the defaults within 30 days TxDOT will terminate the agreement and revoke the Local Government's authority to issue permits.
- C. Upon termination of the Agreement, the Local Government shall discontinue the issuance of permits and transfer all funds owed to the state to the State Highway Fund. The Local Government will be responsible for any needed maintenance to the roadways listed in Attachment A and attributed to the operation of vehicles permitted under this Agreement at the time of the termination. The agreement shall not be considered as specifying the exclusive remedy for any dispute, but all remedies existing at law and in equity may be availed of by either party and shall be cumulative.

Article 5. Funding

Fees collected by the Local Government shall be credited to the appropriate account as directed by TxDOT. TxDOT shall pay for services authorized in Attachment A, Scope of Services, from permit fees remitted to TxDOT by the Local Government. TxDOT shall pay for services from appropriation items or accounts from which like expenditures would normally be paid.

Article 6. Gratuities

Any person who is doing business with or who reasonably speaking may do business with TxDOT under this contract may not make any offer of benefits, gifts, or favors to employees of TxDOT. The only exceptions allowed are ordinary business lunches and items that have received the advanced written approval of the Executive Director of the Texas Department of Transportation.

Article 7. Conflict of Interest

The Local Government shall not assign an employee to a project if the employee:

- A. owns an interest in or is an officer or employee of a business entity that has or may have a contract with the state relating to the project;
- B. has a direct or indirect financial interest in the outcome of the project;

- C. has performed services regarding the subject matter of the project for an entity that has a direct or indirect financial interest in the outcome of the project or that has or may have a contract with TxDOT; or
- D. is a current part-time or full-time employee of TxDOT.

Article 8. Local Government Resources

All employees of the Local Government shall have adequate knowledge and experience to enable them to perform the duties assigned to them. The Local Government certifies that it currently has adequate qualified personnel in its employment to perform the work required under this contract or will be able to obtain adequate qualified personnel from sources other than TxDOT. On receipt of written notice from TxDOT detailing supporting factors and evidence, the Local Government shall remove from the project any employee of the Local Government who is incompetent or whose conduct becomes detrimental to the work. Unless otherwise specified, the Local Government shall furnish all equipment, materials, supplies, and other resources required to perform the work.

Article 9. Responsibilities of the Parties

Each party acknowledges that it is not an agent, servant, or employee of the other party. Each party is responsible for its own acts and deeds and for those of its agents, servants, or employees.

Article 10. Disputes

The Local Government shall be responsible for the settlement of all contractual and administrative issues arising out of procurements entered in support of contract services. TxDOT shall be responsible for the settlement of any dispute concerning this contract.

Article 11. No Assignment

Neither party shall assign, sublet, or transfer any interest in this agreement.

Article 12. Remedies

This agreement shall not be considered as specifying the exclusive remedy for any default, but either party may avail itself of any remedy existing at law or in equity, and all remedies shall be cumulative.

Article 13. LICENSE FOR TxDOT LOGO USE

A. Grant of License; Limitations. The Local Government is granted a limited revocable non-exclusive license to use the registered TxDOT trademark logo (TxDOT Flying "T") on any deliverables prepared under this contract that are the property of the State. The Local Government may not make any use of the registered TxDOT trademark logo on any other materials or documents unless it first submits that request in writing to the State and receives approval for the proposed use. The Local Government agrees that it shall not alter, modify, dilute, or otherwise misuse the registered TxDOT trademark logo or bring it into disrepute.

B. Notice of Registration Required: The Local Government's use of the Flying 'T' under this article shall be followed by the capital letter R enclosed within a circle (®) that gives notice that the Flying 'T' is registered in the United States Patent and Trademark Office (USPTO).

C. No Assignment or Sublicense. The Local Government may not assign or sublicense the rights granted by this article without the prior written consent of the State.

D. Term of License. The license granted to the Local Government by this article shall terminate at the end of the term specified by this contract.

Article 14. Records and Ownership

- A. The Local Government agrees to maintain all books, documents, papers, accounting records, and other evidence pertaining to costs, permits issued, and fees collected at its office during the agreement period. The records will be properly safeguarded and maintained for a retention period of four (4) years plus the current fiscal year and for a period of four (4) years from the date of final payment under the agreement. These materials shall be made available for inspection and copying by TxDOT, by the State Auditor's Office, and by their authorized representatives.
- B. After completion or termination of this agreement, all documents in the possession of the Local Government or furnished to the Local Government by TxDOT, which have not already been made available to TxDOT, shall be made available, on request, to TxDOT without restriction or limitation of further use.
- C. Except to the extent that a specific provision of this contract states to the contrary, no equipment is to be purchased by the Local Government or its contractors with funds designated as TxDOT funds.
- D. The State Auditor may conduct an audit or investigation of this Agreement. An entity that is the subject of an audit or investigation must provide the State Auditor with access to any information the State Auditor considers relevant to the investigation or audit.

Article 15. Equal Employment Opportunity

The Local Government agrees to comply with Executive Order 11246, entitled "Equal Employment Opportunity," as amended by Executive Order 11375 and as supplemented by Department of Labor regulations, 41 CFR Part 60. The Local Government agrees to consider minority universities for contracts when the opportunity exists. The Local Government warrants that it has developed and has on file appropriate affirmative action programs as required by applicable rules and regulations of the Secretary of Labor.

Article 16. Nondiscrimination

The Local Government, with regard to the work performed during this agreement, shall not discriminate on the basis of race, color, sex, national origin, age, religion, or disability in the selection and retention of subcontractors, including procurements of materials and leases of equipment.

Article 17. Noncollusion

The Local Government warrants that it has not employed or retained any company or person, other than a bona fide employee working solely for the Local Government, to solicit or secure this Agreement, and that it has not paid or agreed to pay any company or person, other than a bona fide employee, any fee, commission, percentage, brokerage fee, gift, or any other consideration contingent upon or resulting from the award or making of this Agreement. If the Local Government breaches or violates this warranty, TxDOT shall have the right to annul this Agreement without liability.

Article 18. Compliance with Laws

The parties shall comply with all federal, state, and local laws, statutes, ordinances, rules, and regulations and with the orders and decrees of any courts or administrative bodies or tribunals in any manner affecting the performance of this agreement. After receiving a written request from TxDOT, the Local Government shall furnish TxDOT with satisfactory proof of its compliance with this Article.

Article 19. Signatory Warranty

Each signatory warrants that the signatory has necessary authority to execute this agreement on behalf of the entity represented.

Article 20. Notices

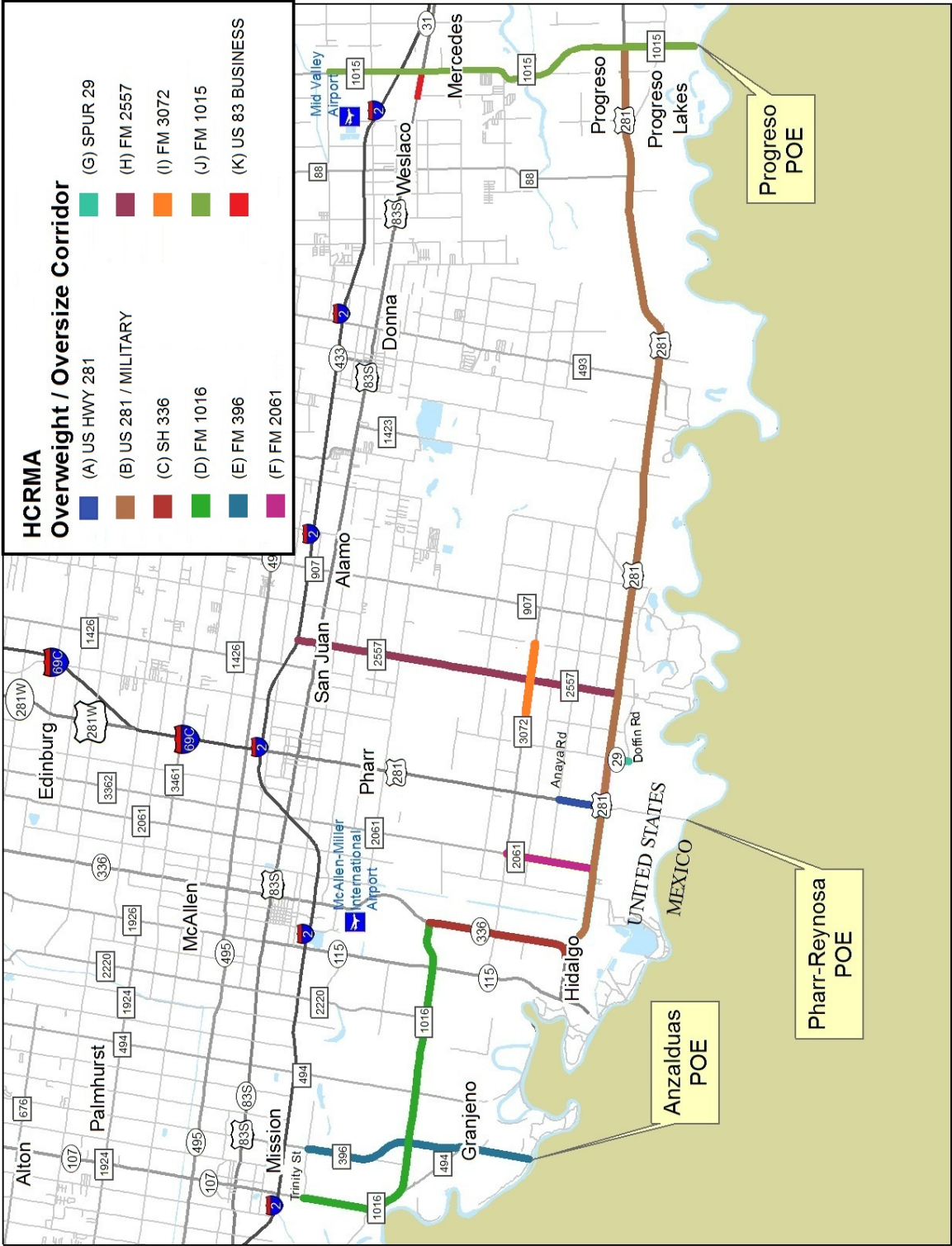
All notices to either party shall be delivered personally or sent by certified U.S. mail, postage prepaid, addressed to that party at the following address:

Local Government:	Hidalgo County Regional Mobility Authority 118 S. Cage Blvd, 4th Floor Pharr, Texas 78577
TxDOT:	Contract Services Office 125 E 11th Street Austin, TX 78701

All notices shall be deemed given on the date delivered in person or deposited in the mail. Either party may change the above address by sending written notice of the change to the other party. Either party may request in writing that notices shall be delivered personally or by certified U.S. mail, and that request shall be carried out by the other party.

ATTACHMENT D

HCRMA Permit Routes



ATTACHMENT E

Resolution or Ordinance

DRAFT

DRAFT

This Page
Intentionally
Left Blank

Item 3B

Removed from Agenda

This Page
Intentionally
Left Blank

Item 3C

HIDALGO COUNTY REGIONAL MOBILITY AUTHORITY

AGENDA RECOMMENDATION FORM

BOARD OF DIRECTORS	<u> X </u>	AGENDA ITEM	<u> 3C </u>
PLANNING COMMITTEE	<u> </u>	DATE SUBMITTED	<u> 08/16/17 </u>
FINANCE COMMITTEE	<u> </u>	MEETING DATE	<u> 08/29/17 </u>
TECHNICAL COMMITTEE	<u> </u>		

1. Agenda Item: **RESOLUTION 2017-67 – AUTHORIZATION TO NEGOTIATE FEES AND EXECUTE A LETTER OF ENGAGEMENT WITH BURTON McCUMBER & CORTEZ, LLP FOR THE 2017 FINANCIAL AND SINGLE AUDIT.**
2. Nature of Request: (Brief Overview) Attachments: X Yes No
Consideration and approval of authorization to negotiate fees and execute a letter of engagement with Burton McCumber & Cortez, LLP for the 2017 Financial and Single Audit.
3. Policy Implication: Board Policy, Local Government Code, Texas Government Code, Texas Transportation Code, TxDOT Policy
4. Budgeted: Yes No X N/A
5. Staff Recommendation: **Motion to approve Resolution 2017-67 – Authorization to negotiate fees and execute a letter of engagement with Burton McCumber & Cortez, LLP for the 2017 Financial and Single Audit, as presented.**
6. Program Manager's Recommendation: Approved Disapproved X None
7. Planning Committee's Recommendation: Approved Disapproved X None
8. Board Attorney's Recommendation: X Approved Disapproved None
9. Chief Auditor's Recommendation: Approved Disapproved None
10. Chief Financial Officer's Recommendation: X Approved Disapproved None
11. Chief Development Engineer's Recommendation: Approved Disapproved X None
12. Chief Construction Engineer's Recommendation: Approved Disapproved X None
13. Executive Director's Recommendation: X Approved Disapproved None



Memorandum

To: S. David Deanda, Chairman

From: Pilar Rodriguez, PE, Executive Director

Date: August 16, 2017

Re: **Resolution 2017-67 - Authorization to negotiate fees and execute a Letter of Engagement with Burton McCumber Cortez, LLP for the 2017 Financial and Single Audit**

Background

On September 24, 2014, the Authority solicited requests for Statement of Qualifications for Auditing Services for the years ending December 31, 2014, 2015, and 2016 with the option by the Authority to approve two subsequent years, 2017 and 2018.

On December 15, 2014, the HCRMA Board of Directors approved Resolution 2014-112 authorizing staff to Negotiate Fees and Execute and Engagement Letter with Burton McCumber Cortez, LLP for auditing services.

Goal

The Authority is required by Texas Administrative Code to have an annual financial and compliance audit of its books and records to be conducted by an independent certified public accountant in accordance with generally accepted auditing standards.

The Authority would like to exercise its option to approve auditing services for the period ending in December 31, 2017 to Burton McCumber Cortez, LLP.

Options

The Board of Directors may opt to not approve Burton McCumber Cortez to conduct the 2017 Financial and Single Audit.

Recommendation

Based on review by this office, **approval of Resolution 2017-67 – Authorization to negotiate fees to execute a Letter of Engagement with Burton McCumber Cortez, LLP for the 2017 Financial and Single Audit is recommended.**

If you should have any questions or require additional information, please advise.

HIDALGO COUNTY REGIONAL MOBILITY AUTHORITY

BOARD RESOLUTION No. 2017 – 67

AUTHORIZATION TO NEGOTIATE FEES AND EXECUTE A
LETTER OF ENGAGEMENT WITH BURTON McCUMBER CORTEZ,
LLP FOR THE HIDALGO COUNTY REGIONAL MOBILITY
AUTHORITY'S 2017 FINANCIAL AND SINGLE AUDIT

THIS RESOLUTION is adopted this 29th day of August, 2017, by the Board of Directors of the Hidalgo County Regional Mobility Authority at a regular meeting.

WHEREAS, the Hidalgo County Regional Mobility Authority (the "Authority"), acting through its Board of Directors (the "Board"), is a regional mobility authority created pursuant to Chapter 370, Texas Transportation Code, as amended (the "Act"); and

WHEREAS, the Authority is required by Texas Administrative Code, Title 43, Part 1, Chapter 26, Subchapter G, §26.62 to have an annual financial and compliance audit of its books and records to be conducted by an independent certified public accountant in accordance with generally accepted auditing standards; and

WHEREAS, the Authority is required by Section 37(d) of its bylaws to submit an annual audit conducted by an independent certified public accountant in accordance with generally accepted auditing standards to the Hidalgo County and the City of McAllen within one hundred twenty (120) days after the end of the fiscal year; and

WHEREAS, on September 24, 2014, the Authority approved Resolution 2014-93, which approved the solicitation of Requests for Qualifications to Provide Auditing Services to the Authority; and

WHEREAS, on November 7, 2014, the Authority received four (4) responses to the request for Statement of Qualifications for Auditing Services; and

WHEREAS, on December 15, 2014, the Board of Directors interviewed the four (4) firms and selected Burton McCumber Cortez, LLP to provide auditing services for the years ending December 31, 2014, 2015, and 2016 with the option to approve two subsequent years, 2017 and 2018; and

WHEREAS, the Board has determined it is necessary to exercise its option to approve 2017 auditing services to Burton McCumber Cortez, LLP;

NOW THEREFORE, BE IT RESOLVED, BY THE BOARD OF
DIRECTORS OF THE HIDALGO COUNTY REGIONAL MOBILITY
AUTHORITY THAT:

- Section 1. The recital clauses are incorporated in the text of this Resolution as if fully restated.
- Section 2. The Board hereby approves Burton McCumber Cortez LLP to perform the Hidalgo County's Regional Mobility Authority's 2017 Financial and Single Audit.
- Section 3. The Board authorizes the Executive Director to negotiate fees and execute a Letter of Engagement with Burton McCumber Cortez, LLP for the 2017 Financial and Single Audit.

PASSED AND APPROVED AS TO BE EFFECTIVE IMMEDIATELY BY THE BOARD OF DIRECTORS OF THE HIDALGO COUNTY REGIONAL MOBILITY AUTHORITY AT A REGULAR MEETING, duly posted and noticed, on the 29th day of August, 2017, at which meeting a quorum was present.

S. David Deanda Jr., Chairman

Ricardo Perez, Secretary/Treasurer

This Page
Intentionally
Left Blank

Item 3D

HIDALGO COUNTY REGIONAL MOBILITY AUTHORITY

AGENDA RECOMMENDATION FORM

BOARD OF DIRECTORS	<u>X</u>
PLANNING COMMITTEE	<u> </u>
FINANCE COMMITTEE	<u> </u>
TECHNICAL COMMITTEE	<u> </u>

AGENDA ITEM	<u>3D</u>
DATE SUBMITTED	<u>08/14/2017</u>
MEETING DATE	<u>08/29/2017</u>

Agenda Item: **RESOLUTION 2017-68 – APPROVAL OF CHANGE ORDER NUMBER 7 WITH FOREMOST PAVING, INC. TO CORRECT A SCRIVENERS ERROR, RECONCILE PROJECT QUANTITY UNDERRUNS AND ADD INCIDENTAL PAVING REQUESTED BY THE TEXAS DEPARTMENT OF TRANSPORTATION AS PART OF US281/MILITARY/BSIF CONNECTOR PROJECT.**

2. Nature of Request: (Brief Overview) Attachments: X Yes No

To reconcile project quantity underruns.

3. Policy Implication: Board Policy, Local Government Code, Texas Government Code, Texas Transportation Code, TxDOT Policy

4. Budgeted: ☐ Yes ☐ No ☒ N/A

5. Staff Recommendation: **Motion to approve Resolution 2017-68 Change Order 7, as presented to the Board of Directors on August 29, 2017.**

6. Program Manager's Recommendation: Approved Disapproved X None

7. Planning Committee's Recommendation: Approved Disapproved X None

8. Board Attorney's Recommendation: Approved Disapproved X None

9. Chief Auditor's Recommendation: Approved Disapproved X None

10. Chief Financial Officer's Recommendation: Approved Disapproved X None

11. Construction Engineer's Recommendation: X Approved ___Disapproved ___None

12. Executive Director's Recommendation: X Approved Disapproved None



Memorandum

To: Pilar Rodriguez, P.E
HCRMA, Executive Director

From: Ramon Navarro, IV, P.E., C.F.M.

Date: August 14, 2017

Subject: **Approval of Change Order Number 7 with Foremost Paving Inc. to correct a scrivener's error, reconcile project quantity underruns and add incidental paving requested by the Texas Department of Transportation as part of the US 281/ Military Highway/BSIF Connector Project**

Goal

Consideration of revisions to items affiliated with extension of concrete driveways; additional overlay work; HMAC quantity revision and, correction of scrivener's error on Resolutions .

Explanation

Section A. Extension of Concrete Driveways – Adjoining residential and commercial driveways were modified to conform to TxDOT requirements of 8:1 minimum graded drives, suitable for residential driveways. Upon revising grades, driveways encroached onto private property, requiring remove and replacement of property fences. All revisions were conducted upon agreement with each property owner. In addition, original driveway types were mislabeled as "asphalt" driveways in lieu of "concrete".

The two (2) commercial driveways were modified to 12:1 slopes due to commercial truck traffic.

DRIVEWAY REVISIONS

Number	Length (ft)	Width(ft)	Area (SY)		
			original	revised	
4	19	55.4	50 - C	116.9	\$ 5,017.50
5	37.5	41.5	37 - C	172.92	\$ 9,219.00
7	21.4	13.5	16 - A	32.1	\$ 1,733.40
8	8	18.5	16 - A	16.44	\$ 887.76
9	12	16.5	16 - A	16.5	\$ 891.00
10	13.7	13.7	16 - A	20.85	\$ 1,125.90

NOTE: ASPHALT \$21/sy
CONCRETE \$75/sy

\$ 18,874.56

Recommendation: The proposed improvement is required safety modification and recommended for construction at a cost of \$18,874.56. Reimbursement via Errors and Omissions shall be pursued.

Section B. OVERLAY EXTENSION – Incidental Construction is being proposed to extend west limits of project to consider an overlay surface. The expansion would consist of milling existing surface 1.5" at a varying width of 83' to 114'.

STATE LOW BID (PRESENT)					
Item No.	Description		Qty	Cost	Total
354-6041	Plane Asph Con Pav (1.5")	SY	10666.67	\$ 1.06	\$ 11,306.67
346-6014	SMA D SAC A	TON	912	\$ 83.01	\$ 75,705.12
					\$ 87,011.79
LOW BID (AT LETTING NOVEMBER 2015)					
Item No.	Description		Qty	Cost	Total
354-6041	Plane Asph Con Pav (1.5")	SY	10666.67	\$ 2.00	\$ 21,333.34
346-6014	SMA D SAC A	TON	912	\$ 125.00	\$ 114,000.00
					\$ 135,333.34
PROJECT US281/BSIF					
Item No.	Description		Qty	Cost	Total
354-6041	Plane Asph Con Pav (1.5")	SY	10666.67	\$ 5.00	\$ 53,333.35
346-6014	SMA D SAC A	TON	912	\$ 95.00	\$ 86,640.00
					\$ 139,973.35
NEGOTIATED COST PROPOSAL OVRLAY EXT.					
Item No.	Description		Qty	Cost	Total
354-6041	Plane Asph Con Pav (1.5")	SY	10666.67	\$ 1.50	\$ 16,000.01
346-6014	SMA D SAC A	TON	912	\$ 84.00	\$ 76,608.00
	** 5 additional work days added				\$ 92,608.01

Recommendation: TxDOT (owner) has requested proposal to be negotiated via existing contract and has concurred with negotiated price. Staff recommends proceeding with incidental construction and add of 5 additional days.

Section C. HMA QUANTITY REVISION – On March 28, 2017, the Board authorized agenda Item 3E section B, Resolution 2017-29, CO#4 Hot Mix revisions for a credit of (\$42,158.08). Staff failed to acknowledge an additional .5" deduction of Coarse B @ \$90/ton onto Coarse C @ \$79.32/ton. This resulted in approximately 2,864 tons at a cost savings of \$ 72,925.60.

LINE#		COARSE		UNIT	ORIGINAL	UNIT PRICE	COST	REVISED	UNIT PRICE	COST	DIFFERENTIAL
240	346-6014	A	STONE-MTRX-ASPH SMA-D SAC-A PG76-22	TON	8750.000	\$ 95.00	\$ 831,250.000	8750.00	\$ 95.00	\$ 831,250.00	\$ -
250	346-6018	#B	STONE-MTRX-ASPH SMA-D SAC-B PG76-22	TON	20046.000	\$ 90.00	\$ 1,804,140.000	17,182.00	\$ 90.00	\$ 1,546,380.00	\$ (257,760.00)
260	346-7001	*C	STONE-MTRX-ASPH SMA-D SAC-B PG64-22	TON	11456.000	\$ 83.00	\$ 950,848.000				\$ (950,848.00)
230	341-6076	D	D-GR HMA TY B SAC-B PG (64-22)	TON	20056.000	\$ 70.00	\$ 1,403,920.000	20056.00	\$ 70.00	\$ 1,403,920.00	\$ -
232	344-6104	C	Superpave TY"D" SAC-B, PG64-22	TON				14,320.00	\$ 79.32	\$ 1,135,682.40	\$ 1,135,682.40
* replace with Item 344-6104 Super Pave Type D, SAC B PG64-22											\$ (72,925.60)
# replace with Item 346-6014 STONE-MTRX-ASPH SMA-D SAC-A PG76-22											

CO#5 authorized a credit of \$42,158.08. CO#7 shall capture remaining credit of \$30,767.52; adjusting the total quantity of Coarse C, Superpave Ty"D", SAC-B, PG64-22 to 14,320 TONS; and, revising total quantity of Coarse B, SMA Ty"D", SAC-B, 76-22 to 17,182 TONS.

Recommendation Staff recommends approval of Section C as presented.

OVERALL RECOMMENDATION:

Staff recommends approving all three presented revisions:

- A) Extension of concrete driveway improvements for construction at a cost of \$18,874.56
- B) Incidental construction extending 1.5" overlay limits at a cost of \$92,608.01 and 5 additional calendar days.
- C) Revising the hotmix asphalt concrete quantities of Coarse C to 14,320 Tons; Coarse B to 17,182 Tons; and capturing the remaining credit of (\$30,587.52) out of the total (\$72,745.60).

Implementation of items on Change Order #7 results in a cost of \$80,894.98 and adding 5 additional calendar days; revising the overall project cost to \$ 19,301,032.92 and total days to construct at 566 days.

Section A. Extension of Concrete Driveways

DRIVEWAY REVISIONS

			Area (SY)		
Number	Length (ft)	Width(ft)	original	revised	
4	19	55.4	50 - C	116.9	\$ 5,017.50
5	37.5	41.5	37 - C	172.92	\$ 9,219.00
7	21.4	13.5	16 - A	32.1	\$ 1,733.40
8	8	18.5	16 - A	16.44	\$ 887.76
9	12	16.5	16 - A	16.5	\$ 891.00
10	13.7	13.7	16 - A	20.85	\$ 1,125.90
					\$18,874.56

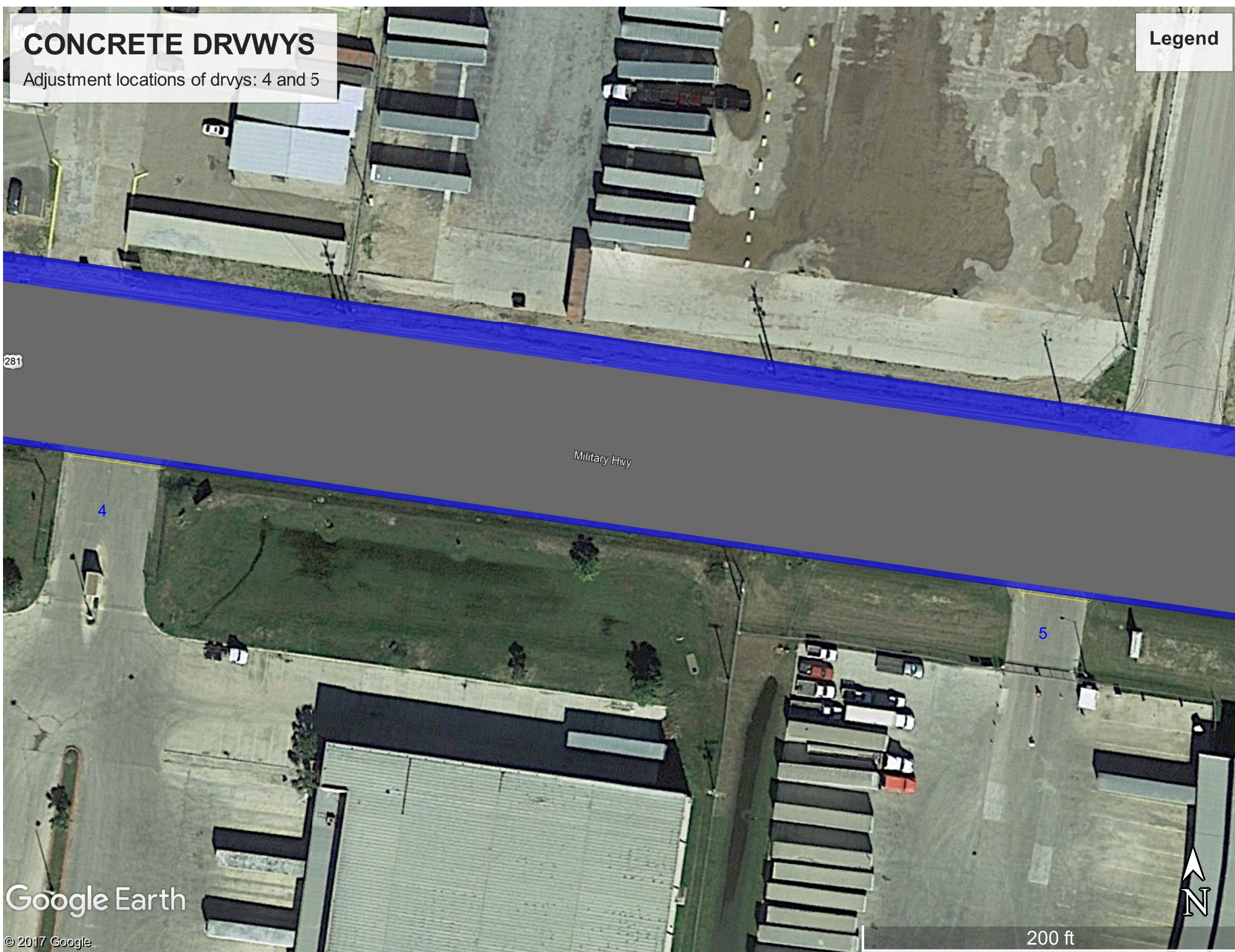
NOTE: P.O. not attributable to contract amount but will be inclusive of reimbursment

P.O. Number 2017-19	Liberty Fence	\$ 4,824.09
		<u>\$23,698.65</u>

CONCRETE DRVWYS

Adjustment locations of drvys: 4 and 5

Legend



Google Earth

© 2017 Google

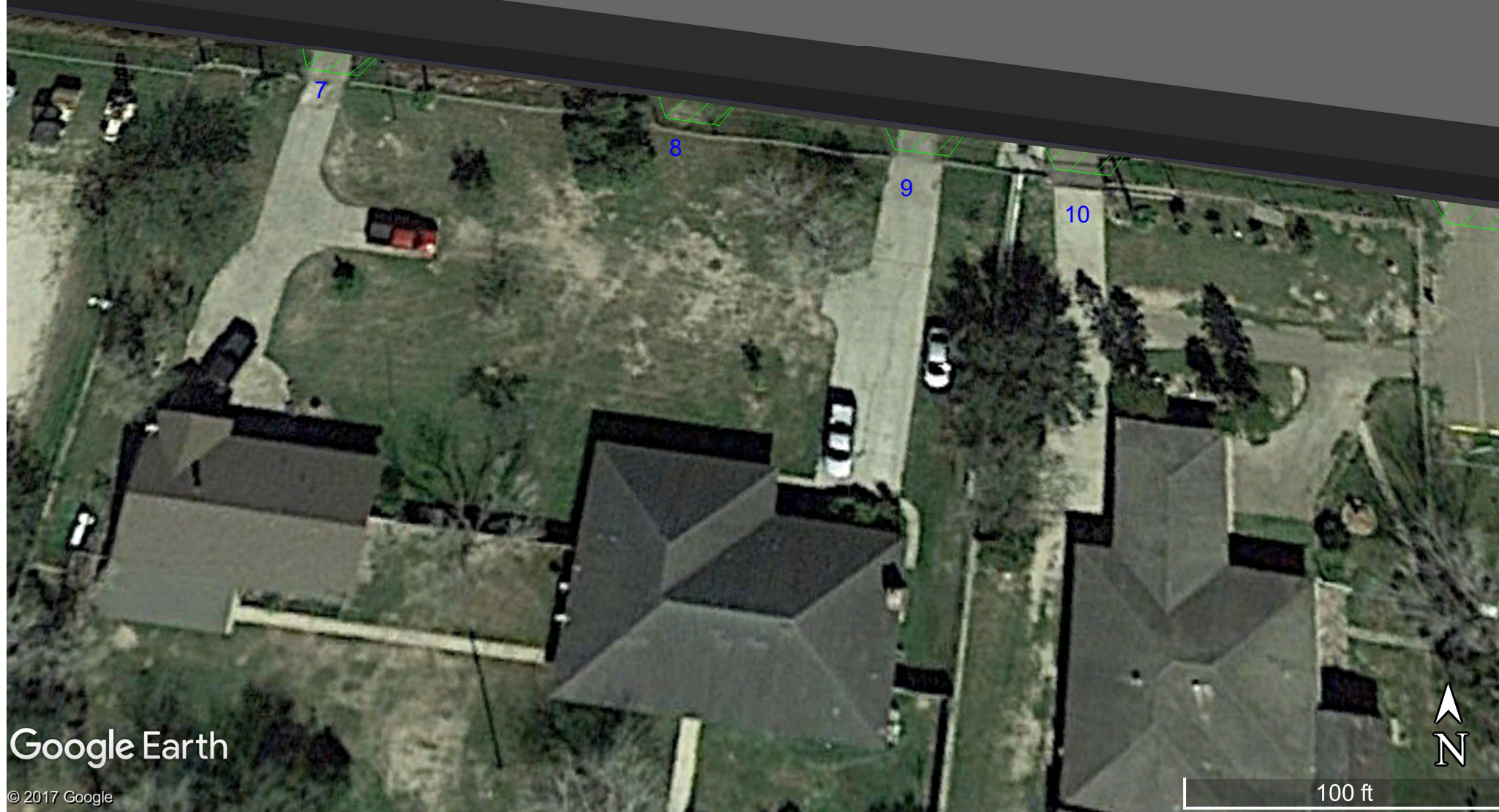
200 ft



CONCRETE DRVWYS

Adjustment locations of driveways: 7, 8, 9, and 10

Legend



Google Earth

© 2017 Google

100 ft

Section B. OVERLAY EXTENSION



FOREMOST PAVING, INC.

P.O. BOX 29 WESLACO, TEXAS 78599-0029

August 14, 2017

Ramon Navarro IV, P.E., C.F.M.
Construction Engineer
Hidalgo County Regional Mobility Authority
118 S Cage Rd., 4th Floor
Pharr, TX. 78577

RE: Project: HCRMA US 281 and BSIF Connector
Control No.: 0220-01-023
Highway: US 281
County: HIDALGO

Dear Mr. Navarro,

Below are the proposed prices for the extra surface overlay from the west end of the project to the bridge on top of Cage Blvd. These prices are based on the bid items and quantities given by the HCRMA. Quantities are subject to actual in place measurements.

354-6041 Plane Asph Con Pav (1.5")	SY	10,666.67	\$1.50 =	\$16,000.00
346-6014 SMA TY-D SAC A 76-22	TON	912.00	\$84.00 =	\$76,608.00

Very Truly Yours,

FOREMOST PAVING, INC.

Clayton Kindel
Project Manager

OVERLAY EXTENSION CHANGE ORDER #7

STATE LOW BID (PRESENT)

Item No.	Description		Qty	Cost	Total
354-6041	Plane Asph Con Pav (1.5")	SY	10666.67	\$ 1.06	\$ 11,306.67
346-6014	SMA D SAC A	TON	912	\$ 73.26	\$ 66,813.12
					\$ 78,119.79

LOW BID (AT LETTING NOVEMBER 2015)

Item No.	Description		Qty	Cost	Total
354-6041	Plane Asph Con Pav (1.5")	SY	10666.67	\$ 2.00	\$ 21,333.34
346-6014	SMA D SAC A	TON	912	\$ 125.00	\$ 114,000.00
					\$ 135,333.34

US281/BSIF

Item No.	Description		Qty	Cost	Total
354-6041	Plane Asph Con Pav (1.5")	SY	10666.67	\$ 5.00	\$ 53,333.35
346-6014	SMA D SAC A	TON	912	\$ 95.00	\$ 86,640.00
					\$ 139,973.35

[illegible]

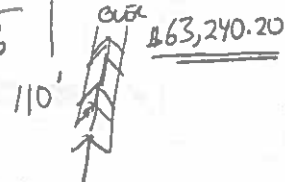
- (A) 354-6041 PUNE+TEXT ASPH. CONCRETE PAY (1.5") \$1.06/64
 (B) 310 6009 PRIME COAT (MC 30) \$3.35/GAL
 (C) 346 6014 SMA D SAE A 76-22 \$73.26/TON

(A) 10,666.6754 (\$1.06) — \$11,306.67
 2133.33 (B) 10,666.67 (.2 GAL/SY) (\$3.35) — \$7,146.67
 9127.45 (C) 10,666.67 ($\frac{171}{2000}$) (\$73.26) — \$66,813.12
 \$85,266.46

- (A) 354-6041 PUNE 1.5" \$5/54
 (B) 310-6009 PRIME \$4/GAL
 (C) 344-6014 SMA D SAE A \$95/TON

BASE: $\frac{82000 \text{ FT}^2}{9} = 9111.1154$
 TRANSITION: $\frac{14000 \text{ FT}^2}{9} = 1555.5651$
 10666.6754

(A) 10,666.67 (1.5) — \$53,333.33
 2133.33 (B) 10,666.67 (.2 GAL/SY) (\$4) — \$8,533.33
 9127.45 (C) 10,666.67 ($\frac{171}{2000}$) (\$95) — \$86,642.00
 \$148,508.66



STA. 10117+00

1000'

STA. 10127+00

82'

Section C. HMAC QUANTITY REVISION



Memorandum

To: Pilar Rodriguez, P.E
HCRMA, Executive Director

From: Ramon Navarro, IV, P.E., C.F.M.

Date: March 28, 2017

Subject: CO#4 – CSJ#0220-01-023 US281/BSIF CONNECTOR
Change Order Number 4 to the Construction Contract with
Foremost Paving, Inc. for revisions to various items.

Goal

Consideration and approval of Change Order No. 4 for revisions to various items:

A) Portable Concrete Traffic Barriers

B) HMCA-Hotmix

C) Metal Beam Guard Fence

D) Inlets.

Explanation

Section A. Concrete Traffic Barriers -Contractor has requested variance to the proposed plan for temporary placement of portable concrete traffic barriers along work zone of Phase II within particular limits (highlighted area – yellow). Foremost Paving has acknowledged upkeep of buffer and established work area [memo attached].

	REMOVAL of CONCRETE TRAFFIC BARRIERS			UNIT	ORIGINAL	UNIT PRICE	COST	REVISED	COST	savings
870	512-6001	PORT CTB (FUR & INST)(SGL SLOPE)(TY 1)	LF	6780	\$8.00	\$54,240.00	6780	\$54,240.00	\$0.00	
880	512-6025	PORT CTB (MOVE)(SGL SLP)(TY 1)	LF	6750	\$3.00	\$20,250.00	356	\$1,068.00	(\$19,182.00)	
890	512-6049	PORT CTB (REMOVE)(SGL SLP)(TY 1)	LF	6780	\$7.00	\$47,460.00	7136	\$49,952.00	\$2,492.00	
1070	545-6001	CRASH CUSH ATTEN (INSTL)	EA	15	\$9,850.00	\$147,750.00	15	\$147,750.00	\$0.00	
1080	545-6003	CRASH CUSH ATTEN (MOVE & RESET)	EA	11	\$1,450.00	\$15,950.00	0	\$0.00	(\$15,950.00)	
1090	545-6005	CRASH CUSH ATTEN (REMOVE)	EA	15	\$875.00	\$13,125.00	15	\$13,125.00	<u>\$0.00</u>	
									(\$32,640.00)	

Recommendation: Foremost Paving has acknowledged maintenance of established construction zone buffer. The proposed modification does not hinder recommended, standard practices in work areas and provides a total cost savings of (\$32,640.00)

Section B. Hotmix Revision - Item 346-7001 Stone Matrix Asphalt Type D (PG 64-22) SAC B was originally designed, but contract mis-specified. The item's proposed revision is Item 344-6104 Super Pave Type D (PG 64-22) SAC B. The material correction introduced a cost savings of \$42,158.08

				UNIT	ORIGINAL	UNIT PRICE	COST	REVISED	UNIT TRIP	savings	
230	341-6076	D	D-GR HMA TY B SAC-B PG (64-22)	TON	20056.000	\$ 70.00	\$ 1,403,920.000	20056	70	\$ 1,403,920.00	\$ -
240	346-6014	A	STONE-MTRX-ASPH SMA-D SAC-A PG76-22	TON	8750.000	\$ 95.00	\$ 831,250.000	8750	95	\$ 831,250.00	\$ -
250	346-6018	B	STONE-MTRX-ASPH SMA-D SAC-B PG76-22	TON	20046.000	\$ 90.00	\$ 1,804,140.000	20046	90	\$ 1,804,140.00	\$ -
260	346-7001	C	STONE-MTRX-ASPH SMA-D SAC-B PG64-22	TON	11456.000	\$ 83.00	\$ 950,848.000	11456	79.32	\$ 908,689.92	\$ (42,158.080)

In addition, a request for variance is proposed for utilizing Item 346-6014 Stone Matrix Asphalt D, SAC A in lieu of Item 346-6018 Stone Matrix Asphalt D, SAC B for no cost impact. Contractor has requested for convenience, as to not impact hauling and requiring different batch plant location.

Recommendation Staff recommends implementation of both items as all agencies are receptive to changes. Super pave was initially intended for use and provides cost savings of \$42,158.08. As per requested variance, we are benefiting better material (SAC A) for no cost.

Section C. Metal Beam Guard Fence – In implementation of construction, current conditions require safety enhancement due to offset or location. The efficient and effective mean is metal beam guard fence and required appurtenances.

				UNIT	ORIGINAL	UNIT PRICE	COST	REVISED	COST	SAVINGS
540-6001	MTL W-BEAM GD FEN (TIM POST)			LF	1545.000	\$ 18.75	\$ 28,968.75	2182.5	\$ 40,921.88	\$ 11,953.13
540-6006	MTL BEAM GD FEN TRANS (THRIE-BEAM)			EA	4.000	\$ 1,475.00	\$ 5,900.00	4	\$ 5,900.00	\$ -
540-6016	DOWNSTREAM ANCHOR TERMINAL SECTION			EA	9.000	\$ 850.00	\$ 7,650.00	10	\$ 8,500.00	\$ 850.00
542-6001	REMOVE METAL BEAM GUARD FENCE			LF	267.000	\$ 2.00	\$ 534.00	267	\$ 534.00	\$ -
544-6001	GUARDRAIL END TREATMENT (INSTALL)			EA	9.000	\$ 2,090.00	\$ 18,810.00	16	\$ 33,440.00	\$ 14,630.00
										\$ 27,433.13

Recommendation Staff recommends installation of additional metal beam guard fence locations.

HIDALGO COUNTY REGIONAL MOBILITY AUTHORITY BOARD

RESOLUTION No. 2017-68

**APPROVAL OF CHANGE ORDER NUMBER 7 WITH FOREMOST PAVING
INC. TO CORRECT SCRIVENERS ERRORS, RECONCILE PROJECT
QUANTITY UNDERRUNS AND ADD INCIDENTAL PAVING REQUESTED BY
THE TEXAS DEPARTMENT OF TRANSPORTATION AS PART OF THE US 281/
MILITARY HIGHWAY/BSIF CONNECTOR PROJECT**

THIS RESOLUTION is adopted this 29th day of August, 2017 by the Board of Directors of the Hidalgo County Regional Mobility Authority.

WHEREAS, the Hidalgo County Regional Mobility Authority (the “Authority”), acting through its Board of Directors (the “Board”), is a regional mobility authority created pursuant to Chapter 370, Texas Transportation Code, as amended (the “Act”); and

WHEREAS, on November 17, 2005, the Texas Transportation Commission (the “Commission”) created the Authority pursuant to (i) the Act; (ii) Title 43, Texas Administrative Code; (iii) a petition of the Hidalgo County Commissioners Court (the “County”); and (iv) findings by the Commission that the creation of the Authority would result in certain direct benefits to the State of Texas (the “State”), local governments, and the traveling public and would improve the State’s transportation system; and

WHEREAS, the Act allows the Authority to construct transportation projects within the County; and

WHEREAS, on August 2, 2015, August 9, 2015 and August 16, 2015, the Authority published a solicitation for Contract No. 0220-01-023 for the US 281/BSIF Connector Project, an independent segment of the State Highway 365 Project (the “Project”); and

WHEREAS, on September 30, 2015, the Authority opened and read into the record four (4) formal sealed bids for the Project from: (i) Foremost Paving, Inc., (ii) Anderson Columbia Company, Inc., (iii) Texas SAI, and (iv) JD Abrams L.P., ranging in amounts from \$19,425,546.44 to \$22,793,714.80 for construction of the Project; and

WHEREAS, Foremost Paving, Inc. provided the lowest Project bid in the amount of \$19,425,546.44; and

WHEREAS, on November 30, 2015, the Authority received written concurrence from the Texas Department of Transportation that Foremost Paving, Inc., is the lowest, responsive and responsible bidder for the Project (the “Concurrence Letter”); and

WHEREAS, on December 15, 2015, the Authority approved the contract by and between Foremost Paving Inc. and the Authority for construction of the US281 Military Highway Overpass/BSIF Connector Project in the amount \$19,425,546.44 in substantially final form; and

WHEREAS, on April 26, 2016 the Authority approved Resolution 2016-72 Change Order Number One (1) to the contract by and between Foremost Paving Inc. and the Authority for construction of the US 281/Military Highway Overpass/BSIF Connector Project in the amount of \$6,623.32 for a new contract amount of \$19,432,169.76 and addition of three (3) calendar days for total of 538 days; and

WHEREAS, on July 26, 2016 the Authority approved Resolution 2016-89 Change Order Number Two (2) to the contract by and between Foremost Paving Inc. and the Authority for construction of the US 281/Military Highway Overpass/BSIF Connector Project in the amount of -\$279,383.60 for a new contract amount of \$19,152,786.16 and a calendar day total of 538 days; and

WHEREAS, on September 27, 2016 the Authority approved Resolution 2016-107 Change Order Number 3 to the Construction Contract with Foremost Paving, Inc. to adjust plan quantities in the amount of \$39,231.00 for the US 281/Military Highway Overpass/BSIF Connector Project for a new contract amount of \$19,192,017.16; and

WHEREAS, on March 27, 2017 the Authority approved Resolution 2017-29 Change Order Number 4 to the Construction Contract with Foremost Paving, Inc. to adjust plan quantities in the amount of (\$42,564.95) for the US 281/Military Highway Overpass/BSIF Connector Project for a new contract amount of \$19,149,452.21; and

WHEREAS, on June 27, 2017 the Authority approved Resolution 2017-60 Change Order Number 5 to the Construction Contract with Foremost Paving, Inc. to adjust plan quantities in the amount of \$22,341.85 for the US 281/Military Highway Overpass/BSIF Connector Project for a new contract amount of \$19,171,794.06; and

WHEREAS, on June 27, 2017 the Authority approve Resolution 2017-61 Change Order Number 6 to the Construction Contract with Foremost Paving, Inc., in the amount of \$48,774.00 for 3rd party change order for the US 281/Military Highway Overpass/BSIF Connector Project for a new contract amount of \$19,220,568.06; and

WHEREAS, the Authority finds it necessary to approve Resolution 2017-68 to the Construction Contract with Foremost Paving, Inc., to reflect the correct contract amount as \$19,220,137.94 due to a scrivener error on Resolution 2016-89, (\$279,383.60) should be (\$279,813.91); Resolution 2016-107 should be \$39,231.18; Resolution 2017-29 should be (\$42,564.94) bringing the correct contract amount to \$ 19,220,137.94; and

WHEREAS, the Authority finds it necessary to approve Resolution 2017-68 Change Order 7 to the Construction Contract with Foremost Paving, Inc in the amount of \$80,894.98 and adding 5 additional calendar days to reconcile and adjust plan quantities, for a new contract amount of \$19,301,032.92;

NOW THEREFORE BE IT RESOLVED BY THE BOARD OF
DIRECTORS OF THE HIDALGO COUNTY REGIONAL MOBILITY
AUTHORITY THAT:

Section 1. The recital clauses are incorporated in the text of this Resolution as if fully restated.

Section 2. The Board hereby approves Resolution 2017-68 to the contract by and between Foremost Paving Inc. and the Authority for construction of the US 281/Military Highway Overpass/BSIF Connector Project for Change Order 7 in the amount of \$80,894.98 and a new contract amount of \$19,301,032.92 and 566 calendar days

Section 3. The Board hereby authorizes the Executive Director to execute the change to construction contract with Foremost Paving Inc. as approved.

PASSED AND APPROVED AS TO BE EFFECTIVE IMMEDIATELY BY THE BOARD OF DIRECTORS OF THE HIDALGO COUNTY REGIONAL MOBILITY AUTHORITY AT A REGULAR MEETING on the 29th day August, 2017, at which meeting a quorum was present.

S. David Deanda, Jr., Chairman

Ricardo Perez, Secretary/Treasurer

EXHIBIT A
CONSTRUCTION CONTRACT
BETWEEN
FOREMOST PAVING INC.
AND
HIDALGO COUNTY REGIONAL MOBILITY AUTHORITY
FOR
CONSTRUCTION OF
US 281/MILITARY HIGHWAY OVERPASS/BSIF CONNECTOR PROJECT

CO#7

This Page
Intentionally
Left Blank

Item 3E

HIDALGO COUNTY REGIONAL MOBILITY AUTHORITY

AGENDA RECOMMENDATION FORM

BOARD OF DIRECTORS	<u> X </u>	AGENDA ITEM	<u> 3E </u>
PLANNING COMMITTEE	<u> </u>	DATE SUBMITTED	<u> 08/15/17 </u>
FINANCE COMMITTEE	<u> </u>	MEETING DATE	<u> 08/29/17 </u>
TECHNICAL COMMITTEE	<u> </u>		

1. Agenda Item: **RESOLUTION 2017-69 – APPROVAL OF A PROFESSIONAL SERVICE AGREEMENT WITH HDR ENGINEERING, INC. TO PROVIDE GENERAL ENGINEERING CONSULTANT SERVICES TO THE HIDALGO COUNTY REGIONAL MOBILITY AUTHORITY FOR A PERIOD NOT TO EXCEED 12 MONTHS.**
2. Nature of Request: (Brief Overview) Attachments: X Yes No

Consideration and Approval of entering into a professional services agreement for general engineering consultant services required for systemwide project development.
3. Policy Implication: Board Policy, Local Government Code, Texas Government Code, Texas Transportation Code, TxDOT Policy
4. Budgeted: Yes No X N/A
5. Staff Recommendation: **Motion to approve Resolution 2017-69 - Professional Service Agreement with HDR Engineering, Inc. to provide General Engineering Consultant Services to the Hidalgo County Regional Mobility Authority for a period not to exceed 12 months for systemwide project development as presented.**
6. Program Manager's Recommendation: Approved Disapproved X None
7. Planning Committee's Recommendation: Approved Disapproved X None
8. Board Attorney's Recommendation: Approved Disapproved X None
9. Chief Auditor's Recommendation: Approved Disapproved X None
10. Chief Financial Officer's Recommendation: Approved Disapproved X None
11. Chief Development Engineer's Recommendation: X Approved Disapproved None
12. Chief Construction Engineer's Recommendation: Approved Disapproved X None
13. Executive Director's Recommendation: X Approved Disapproved None

HIDALGO COUNTY REGIONAL MOBILITY AUTHORITY

BOARD RESOLUTION No. 2017-69

APPROVAL OF A PROFESSIONAL SERVICE AGREEMENT WITH HDR ENGINEERING, INC. TO PROVIDE GENERAL ENGINEERING CONSULTANT SERVICES TO THE HIDALGO COUNTY REGIONAL MOBILITY AUTHORITY FOR A PERIOD NOT TO EXCEED 12 MONTHS.

THIS RESOLUTION is adopted this 29th day of August 2017 by the Board of Directors of the Hidalgo County Regional Mobility Authority at a regular meeting.

WHEREAS, the Hidalgo County Regional Mobility Authority (the "Authority"), acting through its Board of Directors (the "Board"), is a regional mobility authority created pursuant to Chapter 370, Texas Transportation Code, as amended (the "Act");

WHEREAS, the Authority is authorized by the Act to address mobility issues in and around Hidalgo County;

WHEREAS, the Authority finds it necessary to approve Resolution 2017-69 Approval of a Professional Service Agreement with HDR Engineering, Inc. to provide General Engineering Consultant Services to the Hidalgo County Regional Mobility Authority for a period not to exceed 12 months.in the amount of \$149,719.96;

NOW THEREFORE, BE IT RESOLVED, BY THE BOARD OF DIRECTORS OF THE HIDALGO COUNTY REGIONAL MOBILITY AUTHORITY THAT:

- Section 1. The recital clauses are incorporated in the text of this Resolution as if fully restated.
- Section 2. The Board hereby approves the Contract to the Professional Services Agreement with HDR Engineering, Inc. to provide General Engineering Consultant Services to the Hidalgo County Regional Mobility Authority in the amount of \$149,719.96 hereto attached as Exhibit A.
- Section 3. The Board authorizes the Executive Director to execute the Contract to the Professional Services Agreement for General Engineering Consultant Services as approved.

PASSED AND APPROVED AS TO BE EFFECTIVE IMMEDIATELY BY THE BOARD OF DIRECTORS OF THE HIDALGO COUNTY REGIONAL MOBILITY AUTHORITY AT A REGULAR MEETING, duly posted and noticed, on the 29th day of August 2017, at which meeting a quorum was present.

S. David Deanda, Jr., Chairman

Rick Perez, Secretary/Treasurer

Exhibit A

Contract to the
Professional Service Agreement
with
HDR
Engineering,
Inc. for
General
Engineering
Consultant
Services for the
HCRMA

STATE OF TEXAS
COUNTY OF HIDALGO

§
§

**PROFESSIONAL SERVICES AGREEMENT FOR
GENERAL ENGINEERING CONSULTANT SERVICES**

THIS CONTRACT FOR GENERAL ENGINEERING CONSULTANT SERVICES is made by and between the Hidalgo County Regional Mobility Authority (HCRMA) (hereinafter the “Authority”) and HDR Engineering Inc. (hereinafter the “GEC”), having its principal business address at 4828 Loop Central Drive, Ste. 800, Houston, TX 77081 for the purpose of contracting for general engineering consulting services (hereinafter the “Agreement”).

WITNESSETH

WHEREAS, Government Code, Chapter 2254, Subchapter A, “Professional Services Procurement Act” provides for the procurement of professional services of engineers;

WHEREAS, in compliance with the Professional Services Procurement Act and all federal requirements including those described in 23 CFR Part 172, the Authority procured professional engineering services (the “Procurement”);

WHEREAS, pursuant to the Procurement and the Authority Board of Director’s (the Board’s) ranking of respondents thereto, the Board finds it to be in the best interest of the Authority to engage the GEC to provide preliminary engineering; including development of schematics; drainage studies; utilities; geotechnical; development of PS&E and review of shop drawings as required for the development of the Project as approved by the Authority to wit: the **365 TOLLWAY – 0.5 MILES WEST OF FM 1016/CONWAY AVENUE EAST TO US 281/MILITARY HIGHWAY AND CONNECTIVITY TO PHARR/REYNOSA INTERNATIONAL PORT OF ENTRY BSIF FACILITY AND THE INTERNATIONAL BRIDGE TRADE CORRIDOR PROJECT FROM INTERNATIONAL BRIDGE TRADE CORRIDOR FROM THE STATE HIGHWAY (SH) 365 TOLL/FARM-TO-MARKET ROAD (FM) 3072 INTERSECTION EAST, THEN NORTH TO THE INTERSTATE HIGHWAY 2 (I-2), AND EAST TO FM 493** (the “Project”);

NOW, THEREFORE, the Authority and the GEC, in consideration of the mutual covenants and agreements herein contained, do hereby mutually agree as follows:

AGREEMENT

**ARTICLE I
SCOPE OF SERVICES TO BE PROVIDED BY THE GEC**

1.1 The GEC shall timely perform those engineering services for the fulfillment of the Agreement. All work shall be subject to review and approval by the Authority, and, if appropriate, the Texas Department of Transportation and the Federal Highway Administration. Notwithstanding anything to the contrary in this Agreement or in any other Agreement document relating to the project, in performing its work under this

Agreement GEC shall perform its services to the standard of care of a reasonable engineer that is performing the same or similar work, at the same time and locality and under the same or similar conditions faced by GEC.

1.2 The Authority and the GEC will furnish items and perform those services for fulfillment of the Agreement as identified in Attachment B, Services to be provided by the Authority and Attachment C, Services to be provided by the GEC. All services provided by the GEC will conform to standard engineering practices and applicable rules and regulations of the Texas Engineering Practices Act and the rules of the Texas Board of Professional Engineers.

ARTICLE II AGREEMENT PERIOD

This Agreement becomes effective when fully executed by all parties hereto and it shall terminate at the close of business on August 22, 2018 unless the Agreement period is: (1) modified by written supplemental agreement prior to the date of termination as set forth in Attachment A, General Provisions, Section 6, Supplemental Agreements; (2) extended due to a work suspension as provided for in Attachment A, Section 3, Paragraph C; or (3) otherwise terminated in accordance with Attachment A, General Provisions, Section 14, Termination. Any work performed or cost incurred before or after the Agreement period shall be ineligible for reimbursement.

ARTICLE III COMPENSATION

3.1 **Maximum Amount Payable.** The maximum amount payable under this contract is \$149,719.96 unless modified (1) modified written supplemental agreement prior to the date of termination as set forth in Attachment A, General Provisions, Section 6, Supplemental Agreements or (2) modified through a work authorization as set forth in Article V, provided that such work authorizations is adopted by Board action.

3.2 **Basis of Payment.** The basis of payment is identified in Attachment E, Fee Schedule. Reimbursement of costs incurred under a work authorization shall be in accordance with Attachment E, Fee Schedule.

3.3 **Reimbursement of Eligible Costs.** To be eligible for reimbursement, the GEC's costs must (1) be incurred in accordance with the terms of a valid work authorization; (2) be in accordance with Attachment E, Fee Schedule; and (3) comply with cost principles set forth at 48 CFR Part 31, Federal Acquisition Regulation (FAR 31). Satisfactory progress of work shall be maintained and evidenced as a condition of payment.

3.4 **GEC Payment of Subproviders.** No later than ten (10) days after receiving payment from the Authority, the GEC shall pay all subproviders for work performed under a subcontract authorized hereunder. The Authority may withhold all payments that have or may become due if the GEC fails to comply with the ten-day payment requirement. The Authority may also suspend the work under this Agreement or any work authorization until subproviders are paid. This requirement also applies to all lower tier subproviders, and this provision must be incorporated into all subcontracts related to the project.

ARTICLE IV PAYMENT REQUIREMENTS

4.1 **Monthly Billing Statements.** The GEC shall request reimbursement of costs incurred by submitting the original and one copy of an itemized billing statement in a form acceptable to the Authority. The GEC is

authorized to submit requests for reimbursement no more frequently than monthly and no later than ninety (90) days after costs are incurred.

4.2 Billing Statement. The billing statement shall show the work authorization number for each work authorization included in the billing, the total amount earned to the date of submission, and the amount due and payable as of the date of the current billing statement for each work authorization. The billing statement shall indicate if the work has been completed or if the billing is for partial completion of the work. The lump sum fee will be paid in proportion to the percentage of work completed per work authorization.

4.3 Overhead Rates. The GEC shall use the provisional overhead rate indicated in Attachment E. If a periodic escalation of the provisional overhead rate is specified in Attachment E, the effective date of the revised provisional overhead rate must be included. For lump sum agreements where a lump sum applies to a work authorization the overhead rate utilized shall correspond with the overhead rate specified in the year in which the work authorization is executed.

4.4 Thirty Day Payments. Upon receipt and acceptance of a billing statement that complies with all invoice requirements set forth in this Article, the Authority shall make a good faith effort to pay the amount which is due and payable within thirty (30) days.

4.5 Withholding Payments. The Authority reserves the right to withhold payment of the GEC's billing statement in the event of any of the following: (1) If a dispute over the work or costs thereof is not resolved within a thirty day period; (2) pending verification of satisfactory work performed; (3) the GEC becomes a delinquent obligor as set forth in Section 231.006 of the Family Code; or (4) required reports are not received. In the event that payment is withheld, the Authority shall notify the GEC and give a remedy that would allow the Authority to release the payment.

4.6 Required Reports.

a) As required in Attachment H, Disadvantaged Business Enterprise or Historically Underutilized Business Program Requirements, the GEC shall submit Progress Assessment Reports to report actual payments made to Disadvantaged Business Enterprises or Historically Underutilized Businesses. One copy shall be submitted with each billing statement and one copy shall be submitted to the address included in Attachment H, Disadvantaged Business Enterprise or Historically Underutilized Business Program Requirements.

b) Prior to Agreement closeout, the GEC shall submit a Final Report (Attachment H-4) to the address set forth in Attachment H.

c) The GEC shall submit a separate report with each billing statement showing the percent completion of the work accomplished during the billing period and the percent completion to date, and any additional written report requested by the Authority to document the progress of the work.

4.7 Subproviders and Suppliers List. Pursuant to requirements of 43 Texas Administrative Code §9.50 et seq., the GEC must provide the Authority a list (Attachment H-5/DBE or Attachment H-6/HUB) of all Subproviders and suppliers that submitted quotes or proposals for subcontracts. This list shall include subproviders' and suppliers' names, addresses, telephone numbers, and type of work desired.

4.8 Debt to the Authority. If the Authority is prohibited by law from issuing a warrant or initiating an electronic funds transfer to the GEC because of a debt owed to the Authority, the Authority shall apply all payments due the GEC to the debt or delinquent tax until the debt or delinquent tax is paid in full.

4.9 **Audit.** The Authority auditor may conduct an audit or investigation of any entity receiving funds from the Authority directly under this Agreement or indirectly through a subcontract under this Agreement. Acceptance of funds directly under this Agreement or indirectly through a subcontract under this Agreement acts as acceptance of the Authority's right or the Authority's auditor right, to conduct an audit or investigation in connection with those funds. An entity that is the subject of an audit or investigation must provide the Authority auditor with access to any information the Authority auditor considers relevant to the investigation or audit.

ARTICLE V WORK AUTHORIZATIONS

The Authority will issue work authorizations using the form included in Attachment D (Work Authorizations and Supplemental Work Authorizations) to authorize all work under this Agreement. The GEC must sign and return a work authorization within seven (7) working days after receipt. Refusal to accept a work authorization may be grounds for termination of this Agreement. The Authority shall not be responsible for actions by the GEC or any costs incurred by the GEC relating to work not directly associated with or prior to the execution of a work authorization. Terms and conditions governing the use of work authorizations are set forth in Attachment A, General Provisions, Section 1. The work authorization shall not waive the Authority's or the GEC's responsibilities and obligations established under this Agreement.

ARTICLE VI SIGNATORY WARRANTY

The undersigned signatory for the GEC hereby represents and warrants that he or she is an officer of the organization for which he or she has executed this Agreement and that he or she has full and complete Authority to enter into this Agreement on behalf of the firm. These representations and warranties are made for the purpose of inducing the Authority to enter into this Agreement.

ARTICLE VII NOTICES

All notices to either party by the other required under this agreement shall be delivered personally or sent by certified or U.S. mail, postage prepaid, addressed to such party at the following addresses:

GEC: HDR Engineering Inc. 4828 Loop Central Drive, Suite 800 Houston, TX 77081 Attn: {David Weston, Vice President}	Authority: Hidalgo County Regional Mobility Authority (HCRMA) 118 South Cage Boulevard, 4 th Floor Pharr, Texas 78577 Attn: Pilar Rodriguez, P.E., Executive Director
--	---

All notices shall be deemed given on the date so delivered or so deposited in the mail, unless otherwise provided herein. Either party may change the above address by sending written notice of the change to the other party. Either party may request in writing that such notices shall be delivered personally or by certified U.S. mail and such request shall be honored and carried out by the other party.

**ARTICLE VIII
INCORPORATION OF PROVISIONS**

Attachments A through K are attached hereto and incorporated into this Agreement as if fully set forth herein.

SIGNATORIES

IN WITNESS WHEREOF, the Authority and the GEC have executed these presents in duplicate and acknowledge that this Agreement constitutes the sole and only Agreement of the Parties hereto and supersedes any prior understandings or written or oral agreements between the Parties respecting the within subject matter.

AUTHORITY

GEC

By: _____

By: _____

Name: Pilar Rodriguez

Name: David Weston

Title: Executive Director

Title: Vice President/Area Manager

Hidalgo County Regional Mobility Authority

HDR Engineering, Inc.

Date: _____

Date: _____

:

**LIST OF ATTACHMENTS TO AGREEMENT
FOR GENERAL ENGINEERING CONSULTING SERVICES
INCORPORATED INTO THE AGREEMENT BY REFERENCE**

Attachments	Title
A	General Provisions
B	Services to Be Provided by the Authority
C	Services to Be Provided by the GEC
D	Work Authorization Forms
D-1	Work Authorization Form for Agreement for General Engineering Consulting Services
D-2	Supplemental Work Authorization Form
E	Fee Schedule
E-1	Final Cost Proposal Form
E-2	Rate Sheets
E-3	Calculation of Maximum Amount Payable (not used – based on running total of negotiated / approved work authorizations)
F	Work Schedule (not used – based on running total length of negotiated / approved work authorizations)
G	Contract Deliverables/Computer Graphics Files for Document and Information Exchange, if applicable
H	DBE Participation
H-MOU	Memorandum of Understanding
H-Instructions	Instructions As per 49CFR 26.21
H-FG	Disadvantaged Business Enterprise (DBE) for Federal Funded Professional or Technical Services Contracts – See Attachment H Instructions
H-FN	Disadvantaged Business Enterprise (DBE) for Race-Neutral Professional or Technical Services Contracts – See Attachment H Instructions
H-SG	Historically Underutilized Business (HUB) Requirements for County Funded Professional or Technical Services Contracts – County of Texas HUB. Subcontracting plan required – See Attachment H Instructions
H-SN	Historically Underutilized Business (HUB) Requirements for County Funded Professional or Technical Services Contracts – No County of Texas HUB
H-1	Subprovider Monitoring System Commitment Worksheet
H-2	Subprovider Monitoring System Commitment Agreement
H-3	Monthly Progress Assessment Report
H-4	Subprovider Monitoring System Final Report
H-5	Federal Subproviders and Supplier Information
H-6	HUB Subcontracting Plan (HSP) Prime Contractor Progress Assessment Report
H-7	DBE Certifications
I	Certificate of Insurance
J	Conflicts of Certification
K	Debarment Certification

**ATTACHMENT A
GENERAL PROVISIONS**

**ATTACHMENT A
GENERAL PROVISIONS**

INDEX TO PROVISIONS

Section	Title
1	Work Authorizations
2	Progress
3	Suspension of Work
4	Additional Work
5	Changes in Work
6	Supplemental Agreements
7	Ownership of Data
8	Public Information
9	Personnel, Equipment and Material
10	Subcontracting
11	Inspection of Work
12	Submission of Reports
13	Violation of Contract Terms (Breach of Agreement)
14	Termination
15	Compliance with Laws
16	Indemnification
17	GEC's Responsibility
18	Non-collusion
19	Insurance
20	Gratuities
21	DBE/HUB Requirements
22	Maintenance, Retention and Audit of Records
23	Civil Rights Compliance
24	Patent Rights
25	Computer Graphics Files
26	Child Support Certification
27	Disputes
28	Successors and Assigns
29	Severability
30	Prior Agreements Superseded
31	Conflict of Interest
32	Office of Management and Budget (OMB) Audit Requirements
33	Certifications

ATTACHMENT C
SERVICES TO BE PROVIDED BY THE GEC

ATTACHMENT C

SERVICES TO BE PROVIDED BY THE GENERAL ENGINEERING CONSULTANT

1. Introduction

The work to be performed will include project management services necessary to perform and/or oversee advance project development, design, right-of-way acquisition, utility adjustment, environmental permitting and compliance monitoring, construction, and miscellaneous engineering for the Hidalgo County Regional Mobility Authority (HCRMA), including technical support of HCRMA activities in the development of transportation projects (Projects). The HCRMA reserves the right, in its sole discretion, to self-perform certain elements of the work associated with the Projects; to engage the services of one or more consultants, other than the General Engineering Consultant (GEC), to perform certain elements of work; or to assign the work to the GEC through signed Work Authorizations issued under this Agreement.

As requested by the HCRMA through signed Work Authorizations issued under this Agreement, the GEC shall provide the HCRMA with project management and engineering services necessary for various individual project elements associated with the Projects, including, without limitation:

- The overall project oversight, management, scheduling, administration, review and coordination of consultant-prepared deliverables for various project elements.
- Self-performance of work by the GEC for various project elements; and

The work may include activities such as transportation systems, planning, environmental activities, schematic development, roadway design, traffic engineering and operations studies, traffic operations design, hydraulic design and analysis, construction management, geotechnical services, surveying and mapping, architecture, right-of-way acquisition services, utility adjustments, toll systems coordination and other miscellaneous engineering tasks assigned by the HCRMA.

The GEC shall coordinate and perform all work on those projects identified as being the GEC's responsibility on signed Work Authorizations in accordance with the generally accepted standards of care in the industry. In the case of oversight activities for construction contract administration, or consultant-prepared PS&E, the GEC shall endeavor to provide documentation to HCRMA that design criteria and construction specifications are followed, that payment requests are being incurred in conformance with contractual arrangements between the HCRMA and the consulting firms, and/or construction firms (Providers), and that the schedules of development and construction occur in a manner in accordance with schedules identified by the HCRMA, in conjunction with the GEC and Providers. The GEC shall communicate regularly with representatives of the HCRMA, and shall, at the HCRMA's request, procure and/or provide quality assurance/quality control services in relation to the projects under development by the HCRMA.

When providing oversight activities for various project elements, the GEC will be acting as an extension of HCRMA staff by providing qualified technical and professional personnel to perform the duties and responsibilities assigned under the terms of this Agreement. The GEC shall not control design or construction of the projects. Oversight reviews by the GEC will not relieve the Providers of sole responsibility for their work on the project, for the means and methods of construction, or for health or safety precautions in connection with the work.

ATTACHMENT C
SERVICES TO BE PROVIDED BY THE GEC

As necessary, the scope of services to be provided by the GEC shall be further defined within Work Authorizations issued by the HCRMA and signed by GEC pursuant to this Agreement.

2. Design

The GEC shall perform design work or provide oversight reviews for designs submitted by Providers including, but not limited to:

- A. Schematic designs;
- B. Preliminary, intermediate, and final design packages;
- C. Preliminary, intermediate, and final bridge plans;
- D. Miscellaneous structures;
- E. Boring plans, and preliminary and final geotechnical reports;
- F. Preliminary, intermediate, and final level of service traffic analyses reports;
- G. Signalization studies, warrants and plans;
- H. Drainage designs;
- I. Hydraulic and scour studies and FEMA submittals for stream crossings;
- J. Landscape designs;
- K. Aesthetic elements;
- L. Toll facility designs;
- M. Miscellaneous designs;
- N. Participation in comment resolution processes;
- O. Requests for variances, deviations, or design exceptions;
- P. Shop drawing review and coordination;
- Q. Notices of design changes during construction;
- R. Requests for information during construction; and
- S. Other design-related issues that arise during construction.

3. Right-of-Way

The GEC shall provide assistance, technical support, and coordination for Right-of-Way (ROW) acquisition efforts, or provide oversight reviews of ROW acquisition activities submitted by Providers, including, but not limited to:

- A. Correspondence and coordination with property owners;

ATTACHMENT C
SERVICES TO BE PROVIDED BY THE GEC

- B. Right of entry agreements with property owners;
- C. ROW maps and plats;
- D. Tracking of additional properties;
- E. Appraisals and appraisal reviews;
- F. Acquisition packages;
- G. Relocation packages;
- H. Eminent Domain packages;
- I. Support in Eminent Domain hearings and jury trials, including expert witness testimony as may be requested by the HCRMA;
- J. Coordinate the process of transferring title from the jurisdictions to the HCRMA;
- K. Assist with addressing funding issues that may arise with the jurisdictions;
- L. Review the title policies and confirm with ROW map;
- M. Assistance with leasing agreements and land swap/exchange agreements;
- N. Coordinate contracting for and demolition of improvements on HCRMA ROW, as needed;
- O. Monitor removal of underground storage tanks found during construction;
- P. Possession and use agreements;
- Q. Processing ROW payments and deposits;
- R. Review of permits associated with demolition of improvements on properties;
- S. Providing assistance with any encroachment issues during construction; and
- T. Maintaining ROW data in a database.

4. Utility Adjustments

The GEC shall provide assistance, technical support, and coordination for utility adjustment efforts, or provide oversight reviews of utility adjustment work submitted by Providers, including, but not limited to:

- A. Technical support to resolve contract and design issues with utilities impacted by the projects;
- B. Utility adjustment agreements including plans, estimates, and property interests;
- C. New utility permits which may impact the projects;
 - 1. Utilities in TxDOT ROW – Permits requested of TxDOT
 - 2. Utilities in HCRMA ROW – Permits requested of HCRMA

ATTACHMENT C
SERVICES TO BE PROVIDED BY THE GEC

- D. New utility designs and provide assistance with payment authorization;
- E. Review of claims of unidentified utilities submitted by Providers and processing of necessary documents for unidentified utilities;
- F. Providing assistance in resolving utility conflicts;
- G. Providing oversight review of location, materials, and backfilling of trenches associated with utility adjustments;
- H. Monitoring and reporting utility adjustment status; and
- I. Providing assistance in scheduling issues and conflict resolution with utility owners and other outside agencies.

5. Environmental

The GEC shall provide assistance, technical support, and coordination for environmental permitting efforts and compliance monitoring, or provide oversight of these environmental activities performed by Providers, including, but not limited to:

- A. Preparation of Texas Historical Commission (THC) permit application(s) and performance of archeological surveys, testing, and data recovery as necessary in Schematic ROW, as well as production of interim and final reports for State Historic Preservation Office (SHPO) concurrence.
- B. Preparation of United States Army Corps of Engineers (USACE) Section 404 permit application and completion of wetland delineations in Schematic ROW in accordance with the USACE 1987 Wetland Delineation Manual.
- C. Environmental site assessments (ESAs) for ROW parcels to be acquired for the projects;
- D. Phase II ESA proposed scopes of work and Investigative Work Plans for ROW parcels with potential Recognized Environmental Conditions discovered during ESA process;
- E. Letters to Affected Property Owners and meet with concerned citizens as needed;
- F. Public Meeting or Hearing plans and participate in presentations as needed;
- G. Archeological and Historic Property Phase I & II survey reports, Test/Data Recovery Plans and reports, and SHPO-FRHP nomination packages;
- H. Environmental Studies per NEPA;
- I. Submissions to the USACE related to the Section 404 permit, including: preliminary design submittals, Pre-Construction Notifications, and Permit Modification Requests;
- J. Storm Water Pollution Prevention Plans for submittal to Texas Commission on Environmental Quality (TCEQ);
- K. Review of design plans and design changes for conformance with environmental commitments;
- L. Review of field construction activities for conformance with permits and environmental commitments; and

ATTACHMENT C
SERVICES TO BE PROVIDED BY THE GEC

M. Maintaining database to track and verify permit compliance and clearance for construction.

6. Construction Oversight

The GEC shall provide construction oversight including, but not limited to:

- A. Establishment of field offices and field testing laboratories;
- B. Development of construction oversight procedures for use in the field during construction oversight efforts;
- C. Review of concrete, asphalt, and lime mix designs submitted by Providers;
- D. Review of ongoing construction activities by Providers;
- E. Owner verification testing of materials incorporated into the projects;
- F. Coordination with TxDOT on adjacent projects;
- G. Maintaining materials testing results provided by the GEC and Providers in a database and performing statistical analyses related to materials testing data;
- H. Review of traffic control plans submitted by Providers;
- I. Address traffic issues including detours and traffic pattern changes;
- J. Review/processing of requests for information(RFIs) and review of notices of design changes;
- K. Review of non-conformance reports, including concurrence with remedial action as required;
- L. Review of work performed and documentation provided by independent construction quality assurance firms that is performing the acceptance inspection and testing;
- M. Performance of audits of work by independent construction quality assurance firms and Providers to verify conformance with the contract documents;
- N. Providing assistance and technical support for review of schedules and schedule updates submitted by Providers;
- O. Participation in scheduling briefings from Providers;
- P. Reviewing and providing recommendations for processing of draw requests submitted by Providers;
- Q. Coordinate with Providers to resolve Project issues in the field.
- R. Assisting in value engineering proposal preparation, evaluation and negotiations;
- S. Assisting in change order negotiations and provide review of change order documentation; and
- T. Assisting in dispute negotiations and claim resolutions.

7. Facility Maintenance Agreement

The GEC shall provide assistance, technical support, and coordination for Facility Maintenance

ATTACHMENT C
SERVICES TO BE PROVIDED BY THE GEC

Agreement (FMA) support activities including, but not limited to:

- A. FMA contract administrative duties;
- B. Maintenance cost estimates;
- C. Review evaluation data required by the FMA as submitted by maintenance contractor and recommend corrective action;
- D. Review work plans submitted by maintenance contractor;
- E. Provide oversight, inspection, and material testing for applicable construction related items;
- F. Monitor maintenance contractor subcontracts;
- G. Monitor insurance and bond requirements of the FMA;
- H. Review monthly draw requests;
- I. Assist in preparation, review, and negotiation of change orders;
- J. Assist in enforcement of maintenance contractor representations and warranties; and
- K. Assist with the resolution of claims or disputes.

8. Toll Systems

As requested by the HCRMA, the GEC shall provide assistance, technical support, and coordination for toll system activities including, but not limited to:

- A. Assist in management of the Toll Management System (TMS) Integrator;
- B. Assist in contracting and managing the TMS Operations Consultant;
- C. Assist in contracting and managing the Regional Service Center (RSC) System Integrator;
- D. Assist in contracting and managing the RSC Operations Consultant;
- E. Provide Program administration;
- F. Implement records management;
- G. Develop system requirements for TMS;
- H. Review the Detailed Requirements and Design Document, Configuration Workbooks, and User Guides for TMS;
- I. Develop a TMS Security Plan; and
- J. Review and recommend approval of the TMS Communications Plan.

9. Public Involvement

The GEC shall provide assistance, technical support, and coordination for public relations and public

ATTACHMENT C
SERVICES TO BE PROVIDED BY THE GEC

outreach including, but not limited to:

- A. Public inquiries regarding the projects;
- B. Inquiries from public officials regarding the projects;
- C. Responses to open records requests;
- D. Preparation of monthly activity reports for the projects;
- E. Maintenance of web site information;
- F. Publishing traffic notices associated with construction of the projects; and
- G. Presentations and tours for delegations visiting the project offices and project sites.

10. Communications

The GEC shall provide assistance, technical support, and coordination for ongoing support and maintenance of an Electronic Document Management System (EDMS) including, but not limited to:

- A. Security monitoring of network access;
- B. Troubleshooting of issues for the system users;
- C. Maintenance of database and software associated with the EDMS and the user interfaces with the EDMS;
- D. Maintenance of the tracking databases for submittals, issues, materials test data, and related technical data associated with the projects;
- E. Maintenance of the project web sites;
- F. Backup of data generated for the projects;
- G. Identification, receipt, entry into the EDMS, tracking/logging and distribution of documents (incoming or outgoing), submittals/deliverables;
- H. Auditing of information associated with the documents in the EDMS;
- I. Retrieval of documents as a result of open records requests;
- J. Providing mail services for the project office including receipt, logging, capture into the EDMS and distribution of incoming/outgoing faxes, mail (US, priority, courier, internal and external); and
- K. Training of project personnel in the use of the EDMS applications and work processes.

11. Contract Support

The GEC shall provide assistance, technical support, and coordination for contract support activities including, but not limited to:

- A. Establishment of project office(s) including operational supplies, furnishings, telephone systems, and office equipment;

ATTACHMENT C
SERVICES TO BE PROVIDED BY THE GEC

- B. Procurement of toll booths;
- C. Provide technical assistance for financial plan preparation and updates;
- D. Provide technical assistance in identification of programs and development of grant submissions pertaining to cooperative endeavors including homeland security initiatives;
- E. Coordination of GEC's subconsultant efforts;
- F. Management assistance as requested;
- G. Providing project administration for the services to be provided for this contract; and
- H. Other tasks as may be reasonably requested by the HCRMA.

12. Research, Economic and Financial Analysis and Planning Support

The GEC shall provide assistance, technical support, and coordination for research, economic and financial analysis and planning support activities including, but not limited to:

- A. Support the development of Capital Improvement Plan / Strategic Plan (CIP);
- B. Develop financial implementation plan and/or Sustainable Financial Plan;
- C. Develop risk analysis and risk mitigation plans;
- D. Develop asset management plans;
- E. Analyze the needs for additional transportation reinvestment zones;
- F. Financial modeling and impact analyses;
- G. Identification and screening of funding and financing strategies;
- H. Prepare applications to request Federal funds and/or loans (e.g., INFRA, TIGER, TIFIA);
- I. Develop planning-level traffic and revenue studies;
- J. Develop Performance-based Plans and Programs (including project prioritization);
- K. Support Freight, Multi-jurisdictional, and Megaregion planning efforts;
- L. Prepare Economic Development Analysis for infrastructure projects;
- M. Analyze the benefits (including safety and congestion) of infrastructure projects;
- N. Performing cost/price analyses for complex procurements;

ATTACHMENT C
SERVICES TO BE PROVIDED BY THE GEC

ATTACHMENT E

FEE SCHEDULE

ATTACHMENT E-1
Final Cost Proposal Form

This attachment provides the basis of payment and fee schedule. **The basis of payment for this Work Authorization is indicated by an “X” in the applicable box.** The basis shall be supported by the Final Cost Proposal (FCP) shown below and should identify maximum amount payable and basis of payment. If more than one basis of payment is used, each one must be supported by a separate FCP. The basis of payment will be determined by Work Authorization and may be by any of the methods listed below.

“X”	Basis	
<u> X </u>	Lump Sum	The lump sum shall be equal to the maximum amount payable. The lump sum includes all direct and indirect costs and fixed fee. The GEC shall be paid pro rata based on the percentage of work completed. For payment the GEC is not required to provide evidence of actual hours worked, travel, overhead rates or other evidence of cost.
<u> </u>	Unit Cost	The unit cost(s) for each type of unit and number of units are shown in the FCP. The unit cost includes all direct and indirect costs and fixed fee. The GEC shall be paid based on the type and number of units fully completed and the respective unit cost. For payment, the GEC is not required to provide evidence of actual hours worked, travel, overhead rates or any other cost data. The FCP may include special items, such as equipment which are not included in the unit costs. Documentation of these special costs may be required. The maximum amount payable equals the total of all units times their respective unit cost plus any special direct items shown.
<u> X </u>	Specified Rate Basis	The specified rates for each type of labor are shown in the FCP below. The FCP may include special items, such as equipment which are not included in the specified rates. Payment shall be based on the actual hours worked multiplied by the specified rate for each type of labor plus other agreed to special direct cost items. The specified rate includes direct labor and indirect cost and fixed fee. The Authority may request documentation of reimbursable direct costs including hours worked. Documentation of special item costs may be required. The specified rate is not subject to audit.
<u> </u>	Cost Plus Fixed Fee	<p>Payment shall be based on direct and indirect costs incurred <u>plus</u> a pro rata share of the fixed fee based on the ratio of <u>labor and overhead cost incurred</u> to <u>total estimated labor and overhead cost in the FCP</u> or the percentage of work completed. The invoice must itemize labor rates, hours worked, other direct costs and indirect costs. The GEC may be required to provide documentation of hours worked and any eligible direct costs claimed. The provisional overhead rate charged is subject to audit and adjustment to actual rates incurred. The FCP below shows the hourly rates for labor, other direct expenses including but not limited to travel and allowable materials, provisional overhead rate and the fixed fee.</p> <p style="padding-left: 40px;">__A. Actual Cost Plus Fixed Fee - Actual wages are paid (no minimum, no maximum.</p> <p style="padding-left: 40px;">__B. Range of Cost Plus Fixed Fee – Actual wages <u>must</u> be within the allowable range shown on the Final Cost Proposal.</p>

A. REFER TO ATTACHMENT E-2 FOR HOURLY SPECIFIED / LUMP SUM RATE SCHEDULE FOR EACH FIRM

ATTACHMENT E-2. RATE SHEETS

SPECIFIED RATE / LUMP SUM PAYMENT BASIS

PRIME OR SUBPROVIDER NAME: HDR Engineering, Inc.

Direct Labor		Contract Rate			
Labor/Staff Classification	Hourly Base	FY 8/22/18			
GEC PM	\$68.00	\$186.54			
Rdwy Sr PM 500	\$60.00	\$164.60			
Rdwy Sr Eng 400	\$49.00	\$134.42			
Geotech	\$70.00	\$192.03			
CEI	\$88.00	\$241.41			
Scheduler	\$89.00	\$244.15			
Brg Sr Eng 400	\$75.00	\$205.75			
Trf Sr PM 500	\$70.00	\$192.03			
Drn Eng 300	\$45.00	\$123.45			
Toll Op	\$98.00	\$268.84			
T&R/ FIN PM	\$78.00	\$213.98			
Asset Mgmt	\$80.00	\$219.46			
Landscape	\$63.00	\$172.83			
Env Sr PM 500	\$70.00	\$192.03			
Sr Utility Coord 500	\$65.00	\$178.31			
Real Est Serv Agent Sr RES430	\$65.00	\$178.31			
QC Reviewer	\$88.00	\$241.41			
Admin	\$28.00	\$76.81			
Prog Mgr Sr PMG 300	\$75.00	\$205.75			
Eng-In-Trn ETR 100	\$30.00	\$82.30			
Spec Struct 4 BIM 740	\$40.00	\$109.73			
Spec Struct 3 BIM 730	\$32.00	\$87.79			
Spec Civil 4 BIM 240	\$35.00	\$96.02			
Spec Civil 3 BIM 230	\$28.00	\$76.81			
Eng Transp Sr ETR300	\$43.00	\$117.96			
Prj Mgr PJM210	\$48.00	\$131.68			
Eng Transp ETR200	\$34.00	\$93.27			
Eng-In-Trn ETR 100	\$30.00	\$82.30			
Env Plan Sr PLE300	\$60.00	\$164.60			
Env Plan 2 PLE200	\$45.00	\$123.45			
Env Sci 3 SEN300	\$50.00	\$137.16			
Env Sci 2 SEN200	\$33.00	\$90.53			
Biologist Sr BIO300	\$45.00	\$123.45			
Biologist 2 BIO200	\$29.00	\$79.56			
Air Qual Sp 2 AIR200	\$25.00	\$68.58			
Cult Res Sp 3 CLR300	\$45.00	\$123.45			
Eng Transp Sr ETR300	\$43.00	\$117.96			
Civ Const Insp Sr CIN600	\$44.00	\$120.70			

ATTACHMENT E-2. RATE SHEETS

SPECIFIED RATE / LUMP SUM PAYMENT BASIS

PRIME OR SUBPROVIDER NAME: HDR Engineering, Inc.

Direct Labor		Contract Rate			
Labor/Staff Classification	Hourly Base	FY 8/22/18			
Civ Const Insp 2 CIN500	\$36.00	\$98.76			
Civ Const Insp 1 CIN400	\$30.00	\$82.30			
Eng Brg EBR200	\$41.00	\$112.47			
Eng Elec Sr EEL300	\$45.00	\$123.45			
Env Engineer EEN200	\$32.00	\$87.79			
Principal	\$92.00	\$252.38			
		\$0.00			
		\$0.00			
		\$0.00			
		\$0.00			
Negotiated Overhead Rate:	149.4%				
Negotiated Profit Rate:	10.0%				
Contract Rates include labor, overhead, and profit. All rates are negotiated rates and are not subject to change or adjustment except as shown above. For Specified Rate Payment Basis - Contract rates to be billed. Documentation of hours required. Rates billed should correspond to the fiscal or calendar year, if applicable, in which the hours were worked. If rates by year are included, the rates for the last year shown apply to all later years. If only one set of rates is included, with no year designation, the rates shown apply to all later years. For Lump Sum Payment Basis - Physical percent complete to be billed. Documentation of hours not required. Any staffing or other direct expense classification included in the contract, but not in a work authorization, is not eligible for payment under that work authorization.					

Item 3F

HIDALGO COUNTY REGIONAL MOBILITY AUTHORITY

AGENDA RECOMMENDATION FORM

BOARD OF DIRECTORS	<u> X </u>	AGENDA ITEM	<u> 3F </u>
PLANNING COMMITTEE	<u> </u>	DATE SUBMITTED	<u> 08/15/17 </u>
FINANCE COMMITTEE	<u> </u>	MEETING DATE	<u> 08/29/17 </u>
TECHNICAL COMMITTEE	<u> </u>		

1. Agenda Item: **RESOLUTION 2017-70 – APPROVAL OF WORK AUTHORIZATION NUMBER 1 TO THE PROFESSIONAL SERVICE AGREEMENT WITH HDR ENGINEERING, INC. TO PROVIDE A GENERAL ENGINEERING CONSULTANT REPORT FOR THE 365 TOLLWAY PROJECT.**

2. Nature of Request: (Brief Overview) Attachments: X Yes No

Consideration and Approval of executing Work Authorization Number 1 for general engineering consultant services related to providing a GEC Report for the 365TOLL project.

3. Policy Implication: Board Policy, Local Government Code, Texas Government Code, Texas Transportation Code, TxDOT Policy

4. Budgeted: Yes No X N/A

5. Staff Recommendation: **Motion to approve Resolution 2017-70 – Work Authorization Number 1 to the Professional Service Agreement with HDR Engineering, Inc. to provide a General Engineering Consultant Report for the 365 Tollway Project as presented.**

6. Program Manager's Recommendation: Approved Disapproved X None

7. Planning Committee's Recommendation: Approved Disapproved X None

8. Board Attorney's Recommendation: Approved Disapproved X None

9. Chief Auditor's Recommendation: Approved Disapproved X None

10. Chief Financial Officer's Recommendation: Approved Disapproved X None

11. Chief Development Engineer's Recommendation: X Approved Disapproved None

12. Chief Construction Engineer's Recommendation: Approved Disapproved X None

13. Executive Director's Recommendation: X Approved Disapproved None



- ☐ CMT Services
- ☐ Environmental
- ☒ Engineering HDR, Inc.
- ☐ Geo-Technical
- ☐ Surveying

WORK AUTHORIZATION SUMMARY

RESOLUTION 2017-70

Work Authorization # 1 Supplemental # _____

Amount \$ 149,719.96

Approved Work Authorizations:

Resolution No.	Description	Amount
WA No.		
WA No.		
WA No.		
WA No.		
WA No.		

Subtotal from Cont. Page \$ 0.00

Total Approved WA **\$ 0.00**

Proposed Work Authorization and/or Supplemental

2017-70	WA No. 1 GEC Report for 365 TOLL	\$ 149,719.96
---------	----------------------------------	----------------------

Goal and Options:

Goal is for HDR Engineering, Inc. to provide General Engineering Consultant Report for the 365TOLL Project and assist HCRMA Staff in Completing this Important Task related to Project Financing.

Staff is recommending approval of this request in the amount of \$ 149,719.96
Proposed total approved WA and/or Supplementals \$ 149,719.96

E. Davila, Develop Eng
Requested By:

HIDALGO COUNTY REGIONAL MOBILITY AUTHORITY

BOARD RESOLUTION No. 2017-70

APPROVAL OF WORK AUTHORIZATION NUMBER 1 TO THE PROFESSIONAL SERVICE AGREEMENT WITH HDR ENGINEERING, INC. TO PROVIDE A GENERAL ENGINEERING CONSULTANT REPORT FOR THE 365 TOLLWAY PROJECT.

THIS RESOLUTION is adopted this 29th day of August 2017 by the Board of Directors of the Hidalgo County Regional Mobility Authority at a regular meeting.

WHEREAS, the Hidalgo County Regional Mobility Authority (the "Authority"), acting through its Board of Directors (the "Board"), is a regional mobility authority created pursuant to Chapter 370, Texas Transportation Code, as amended (the "Act");

WHEREAS, the Authority is authorized by the Act to address mobility issues in and around Hidalgo County;

WHEREAS, the Authority finds it necessary to approve Resolution 2017-70 Approval of a Work Authorization No 1 to the Professional Service Agreement with HDR Engineering, Inc. to provide the General Engineering Consultant Report for the 365TOLL Project in the amount of \$149,719.96;

NOW THEREFORE, BE IT RESOLVED, BY THE BOARD OF DIRECTORS OF THE HIDALGO COUNTY REGIONAL MOBILITY AUTHORITY THAT:

- Section 1. The recital clauses are incorporated in the text of this Resolution as if fully restated.
- Section 2. The Board hereby approves the Work Authorization No. 1 to the Professional Services Agreement with HDR Engineering, Inc. to provide General Engineering Consultant Report for the 365TOLL Project in the amount of \$149,719.96 hereto attached as Exhibit A.
- Section 3. The Board authorizes the Executive Director to execute Work Authorization Number 1 to the Professional Services Agreement for IBTC Traffic Engineering Services as approved.

PASSED AND APPROVED AS TO BE EFFECTIVE IMMEDIATELY BY THE BOARD OF DIRECTORS OF THE HIDALGO COUNTY REGIONAL MOBILITY AUTHORITY AT A REGULAR MEETING, duly posted and noticed, on the 29th day of August 2017, at which meeting a quorum was present.

S. David Deanda, Jr., Chairman

Rick Perez, Secretary/Treasurer

Exhibit A

Work
Authorization
Number 1

to

Professional Service Agreement

with

HDR

Engineering,

Inc. for

General

Engineering

Consultant Report

for the

365TOLL

Project

ATTACHMENT D-1

WORK AUTHORIZATION NO. 1 AGREEMENT FOR GENERAL ENGINEERING CONSULTING SERVICES

THIS WORK AUTHORIZATION is made pursuant to the terms and conditions of “Article V of that certain Professional Services Agreement for General Engineering Consulting Services” (the Agreement) entered into by and between the Hidalgo County Regional Mobility Authority (Authority), and HDR Engineering Inc. (the GEC).

PART I. The GEC will perform engineering design services generally described as in accordance with the project description attached hereto and made a part of this Work Authorization. The responsibilities of the Authority and the GEC as well as the work schedule are further detailed in exhibits A, B and C which are attached hereto and made a part of the Work Authorization.

PART II. The maximum amount payable under this Work Authorization is \$149,719.96 and the method of payment is Specified Rate Basis as set forth in Attachment E of the Agreement. This amount is based upon fees set forth in Attachment E, Fee Schedule, of the Agreement and the GEC’s estimated Work Authorization costs included in Exhibit D, Fee Schedule, which is attached and made a part of this Work Authorization.

PART III. Payment to the GEC for the services established under this Work Authorization shall be made in accordance with Articles III thru V of the Agreement, and Attachment A, Section 1.

PART IV. This Work Authorization shall become effective on the date of final acceptance of the parties hereto and shall terminate on December 31, 2017, unless extended by a supplemental Work Authorization as provided in Attachment A, Section 1.

PART V. This Work Authorization does not waive the parties' responsibilities and obligations provided under “Article V of that certain Professional Services Agreement for General Engineering Consulting Services.

IN WITNESS WHEREOF, this Work Authorization is executed in duplicate counterparts and hereby accepted and acknowledged below.

AUTHORITY

GEC

By: _____

By: _____

Name: Pilar Rodriguez

Name: David Weston

Title: Executive Director

Title: Vice President/Area Manager

Hidalgo County Regional Mobility Authority

HDR Engineering, Inc.

Date: _____

Date: _____

LIST OF EXHIBITS

Exhibit A	Services to be provided by the Authority
Exhibit B	Services to be provided by the GEC
Exhibit C	Work Schedule
Exhibit D	Fee Schedule/Budget
Exhibit H-2	Subprovider Monitoring System Commitment Agreement

Exhibit B

Services to be provided by the GEC

As part of Work Authorization #1 (WA#1), we will provide HCRMA support in their effort to complete the HCRMA 365 Tollway Project – Engineering Report by reviewing the report, becoming familiar with the project data and information, and assist in finalizing sections of the report. HDR's scope effort for WA#1 consists of the following:

1. Project Management
 - a. Project Set-up
 - b. Meetings with HCRMA
 - c. Meetings with Project Team
 - d. Coordinating and approving QA/CA reviews
 - e. Managing Resources
 - f. Progress Reports (monthly)
 - g. Invoicing
 - h. Project Close-out

2. Report Preparation

The report sections are outlined in the attached document “*Part II. GEC Rep Outline 365 TOLL (2017-06-03 rev1) (by HCRMA & DEC+HDR)*” as provided by the HCRMA.

The following are assumptions were incorporated into HDR's development of the fee.

- a. HDR is primarily responsible for developing the written portion of Sections 6.0, 6.2 – 6.4, 8.4 – 8.8, 18.1 – 18.3, 20.2, and 20.3 of the report with support from the HCRMA.
- b. HDR will assist the HCRMA in developing the written portions of Sections 2.0, 2.1, 2.2 – 3.3, 4.4.5, 5.0, 6.1, 7.0 – 8.1, 8.3, 8.11 – 11.0, 13.0, 15.0 – 18.0, 18.5 – 19.0, 20.1, and 20.4
- c. HCRMA is primarily responsible for developing the written portions of Sections 1.0 – 1.4, 2.1.1, 2.1.2, 4.0 – 4.4.4, 8.2, 8.9, 8.10, 12.0, 14.0, 18.4, 19.1 – 20.0, .

HCRMA will provide HDR Projectwise access to the pertinent folder and files necessary to perform HDR's scope of services.

3. Final Report
 - a. Format, Design, & Graphics
 - b. Report QA/QC

The “Part II. GEC Rep Outline 365 TOLL (2017-06-03 rev1) (by HCRMA & DEC+HDR).pdf” is provided in the subsequent pages. Said document was compiled when Dannenbaum Engineering, Corp. was understood to have a more significant role in development of the HCRMA 365 Tollway Project – Engineering Report.

Exhibit C

Work Schedule

The Consultant anticipates that the services to be provided for work authorization #1 will be performed within 2 months of NTP.

Deliverable	Duration
Coordination / Kick-off Meeting	1 week after NTP
Draft Report	6 weeks after NTP
HCRMA "Draft Report" Comments to HDR	1 week after receipt of "Draft Report"
Final Report	2 weeks after receipt of HCRMA comments

			HDR Project Staff																	Hours Total	Total Fee by Task	
Staff			GEC PM	Rdwy Sr PM 500	Rdwy Sr Eng 400	Geotech	CEI	Scheduler	Brg Sr Eng 400	Trf Sr PM 500	Drn Eng 300	Toll Op	T&R / FIN PM	Asset Mgmt	Landscape	Env Sr PM 500	Sr Utility Coord 500	ROW	QC Reviewer/Project Principal			Admin
		Name	Sam Saldivar	Gabe Villareal	Rick Pedraza	Thomas Westling	Paul Bowen	Jim Garrelts	Sarah	Karan Khosla	Anthony Gavlik	Dennis Switaj	Alejandro Solis		Trey Heaton							Paul Alsina
		Hourly Base Rate	\$68.00	\$60.00	\$49.00	\$70.00	\$88.00	\$89.00	\$75.00	\$70.00	\$45.00	\$98.00	\$78.00	\$80.00	\$63.00	\$70.00	\$65.00	\$65.00	\$88.00	\$28.00		
		Contract Rate	\$186.54	\$164.60	\$134.42	\$192.03	\$241.41	\$244.15	\$205.75	\$192.03	\$123.45	\$268.84	\$213.98	\$219.46	\$172.83	\$192.03	\$178.31	\$178.31	\$241.41	\$76.81		
Task																						
1.0 Project Management HDR																				175.00	\$34,291.13	
Project Setup			10																10		20.00	\$4,279.53
Meetings with HCRMA			24																24	4	52.00	\$10,578.13
Meetings with Project Team			16																16		32.00	\$6,847.25
Coordinating and approving QA/QC reviews			8																8	4	20.00	\$3,730.87
Managing Resources			8																2		10.00	\$1,975.17
Progress Reports			8																2		10.00	\$1,975.17
Invoicing			10																3	7	20.00	\$3,127.35
Project Close Out			4																3	4	11.00	\$1,777.65
2.0 Report Preparation																				447.25	\$95,856.73	
Role	Section																					
	1.0	Contents	0.5																0.5		1.00	\$213.98
	1.2	List of Tables	0.25																0.25		0.50	\$106.99
	1.3	List of Figures	0.25																0.25		0.50	\$106.99
	1.4	List of Appendices	0.25																0.25		0.50	\$106.99
HCRMA/HDR	2.0	Executive Summary	0.5																0.5		1.00	\$213.98
HCRMA/HDR	2.1	Introduction	0.5																0.5		1.00	\$213.98
HCRMA	2.1.1	HCRMA Organization	0.25																0.25		0.50	\$106.99
HCRMA	2.1.2	Project Background	0.25																0.25		0.50	\$106.99
HCRMA/HDR	2.2	365 Tollway Phase II Project Description	0.5																0.5		1.00	\$213.98
HCRMA/HDR	2.3	365 Tollway Phase II Project Design	0.5																0.5		1.00	\$213.98
HCRMA/HDR	2.4	365 Tollway Phase II Project Cost & Schedule	0.5																0.5		1.00	\$213.98
HCRMA/HDR	3.0	Introduction	1																1		2.00	\$427.95
HCRMA/HDR	3.1	Background	1																1		2.00	\$427.95
HCRMA/HDR	3.2	Project Need	1																1		2.00	\$427.95
HCRMA/HDR	3.3	Project Implementation	1																1		2.00	\$427.95
HCRMA	4.0	HCRMA Organization	0.25																0.25		0.50	\$106.99
HCRMA	4.1	Background	0.25																0.25		0.50	\$106.99
HCRMA	4.2	Prior Experience	0.25																0.25		0.50	\$106.99
HCRMA	4.3	Management and Administration	0.25																0.25		0.50	\$106.99
HCRMA	4.4	Organizational Structure	0.25																0.25		0.50	\$106.99
HCRMA	4.4.1	Administration and Finance	0.25																0.25		0.50	\$106.99
HCRMA	4.4.2	Legal	0.25																0.25		0.50	\$106.99
HCRMA	4.4.3	Operations	0.25																0.25		0.50	\$106.99
HCRMA	4.4.4	Engineering and Maintenance	0.25																0.25		0.50	\$106.99
HCRMA/HDR	4.4.5	Communications and Marketing	0.5																0.5		1.00	\$213.98
HCRMA/HDR	5.0	365 Tollway Project Description	1						0.25										0.5	0.25	2.00	\$377.89
HDR	6.0	Project Implementation	4		2				2										4	1	13.00	\$2,468.96
HCRMA/HDR	6.1	General Project Management and Administration	4																4		8.00	\$1,711.81
HDR	6.2	Final Design	4						2	1									4	1	12.00	\$2,392.15
HDR	6.3	Construction	3		3		10		2	1									3	1	23.00	\$4,781.55
HDR	6.4	QA/QC Testing	3		2		8		2	1									3	1	20.00	\$4,164.31
HCRMA/HDR	7.0	Design Status	2																2	0.5	4.50	\$894.31
HCRMA/HDR	8.0	Design Standards	1.5																1.5	0.5	3.50	\$680.34
HCRMA/HDR	8.1	Roadway	2		1		0.5				0.5								1.5	1	6.50	\$1,128.86
HCRMA	8.2	Pavement	0.5				0.5												0.5	0.25	1.75	\$329.19
HCRMA/HDR	8.3	Bridge and Wall Structures	1					0.5		1.5									1	0.5	4.50	\$895.68
HDR	8.4	Drainage	3		2		1		0.5		6								2	1	15.50	\$2,473.08
HDR	8.5	Illumination	2		1		0.5		0.5	3									2	1	10.00	\$1,866.81
HDR	8.6	Signals	2		1		0.5		0.5	3									2	1	10.00	\$1,866.81
HDR	8.7	Signing	2		1		0.5		0.5	3									2	1	10.00	\$1,866.81
HDR	8.8	Landscape and Aesthetics	2		1		0.5		0.5	0.5	1				3				2	1	11.50	\$2,028.66
HCRMA	8.9	Right-of-Way	0.5															2	0.5		3.00	\$570.60
HCRMA	8.10	Utility Agreements	0.5															2	0.5		3.00	\$570.60
HCRMA/HDR	8.11	Fiber Communication Network	1									3							1		5.00	\$1,234.48
HCRMA/HDR	9.0	Toll Collection Operations	2									16							2		20.00	\$5,157.39
HCRMA/HDR	9.1	Operations Plan	2									16							2		20.00	\$5,157.39
HCRMA/HDR	9.1.1	Toll Collection Infrastructure & Systems	2									16							2		20.00	\$5,157.39
HCRMA/HDR	9.1.2	Customer Service Center / Viloation Processing Center	2									16							2		20.00	\$5,157.39
HCRMA/HDR	9.1.3	Toll Collection System Operation and Maintenance	2									16							2		20.00	\$5,157.39
HCRMA/HDR	10.0	Roadway and Building Maintenance	2					4						0.1					2		8.10	\$1,843.49
HCRMA/HDR	11.0	Projected System O&M and Non-System Costs	1											0.1					1		2.10	\$449.90
HCRMA	12.0	Renewal and Replacement Fund	0.5										0.1						0.5		1.10	\$235.37
HCRMA/HDR	13.0	Environmental Considerations	1														1		1	0.25	3.25	\$639.19
HCRMA	14.0	Public Involvement	0.5																0.25		0.75	\$153.62
HCRMA/HDR	15.0	365 Tollway Phase II Project costs	2		2				1	1	1		10	4			4	4	2		31.00	\$6,090.10
HCRMA/HDR	16.0	Cash Flow Projections	2		2								8	1					2		15.00	\$3,056.03
HCRMA/HDR	17.0	Implementation Schedule	2		2			8						1					2		15.00	\$3,297.43
HCRMA/HDR	18.0	Appendices	2		2														2		6.00	\$1,124.75

			HDR Project Staff																		Hours Total	Total Fee by Task	
Staff			GEC PM	Rdwy Sr PM 500	Rdwy Sr Eng 400	Geotech	CEI	Scheduler	Brg Sr Eng 400	Trf Sr PM 500	Drn Eng 300	Toll Op	T&R/ FIN PM	Asset Mgmt	Landscape	Env Sr PM 500	Sr Utility Coord 500	ROW	QC Reviewer/Project Principal	Admin			
		Name	Sam Saldivar	Gabe Villareal	Rick Pedraza	Thomas Westling	Paul Bowen	Jim Garrelts	Sarah	Karan Khosla	Anthony Gavlik	Dennis Switaj	Alejandro Solis		Trey Heaton					Paul Alsina			
		Hourly Base Rate	\$68.00	\$60.00	\$49.00	\$70.00	\$88.00	\$89.00	\$75.00	\$70.00	\$45.00	\$98.00	\$78.00	\$80.00	\$63.00	\$70.00	\$65.00	\$65.00	\$88.00	\$28.00			
Contract Rate			\$186.54	\$164.60	\$134.42	\$192.03	\$241.41	\$244.15	\$205.75	\$192.03	\$123.45	\$268.84	\$213.98	\$219.46	\$172.83	\$192.03	\$178.31	\$178.31	\$241.41	\$76.81			
HDR	18.1	Appendix A – Geometric Design Criteria	2							4										2	8.00	\$1,624.03	
HDR	18.2	Appendix B – Typical Sections	2						2											2	6.00	\$1,267.40	
HDR	18.3	Appendix C – Project Schedule	2					1												2	5.00	\$1,100.06	
HCRMA	18.4	Appendix D – Traffic and Revenue Report	0.5										0.1						0.5	1.10	\$235.37		
HCRMA/HDR	18.5	Appendix E – Traffic and Revenue Report Peer Review Report	2										8						2	12.00	\$2,567.72		
HCRMA/HDR	18.6	Appendix F – Summary of Provisions (as needed for VRF Bond / SIB Loan Requirements, etc.)	1										0.1						1	2.10	\$449.35		
HCRMA/HDR	19.0	List of Figures	1					0.1	0.1	0.1	0.1		0.1						1	2.50	\$525.89		
HCRMA	19.1	Figure 1 – Project Map	0.5																0.5	1.00	\$213.98		
HCRMA	19.2	Figure 2 – HCRMA Organization	0.25																0.25	0.50	\$106.99		
HCRMA	20.0	List of Tables	0.25																0.25	0.50	\$106.99		
HCRMA/HDR	20.1	Table 1 – Projected System O&M and Non-System Costs	1						2				0.1	0.1					1	4.20	\$882.79		
HDR	20.2	Table 2 – Construction Cost Summary	3				6		2	1	1		0.1				0.1		3	16.20	\$3,498.52		
HDR	20.3	Table 3 – Cash Flow Summary	2										0.1						2	4.10	\$877.30		
HCRMA/HDR	20.4	Table 4 – Open to Traffic Schedule	2		3		4	2											2	13.00	\$2,713.11		
3.0 Final Report																					82.00	\$14,199.27	
Format, Design and graphics																				30	30.00	\$2,304.36	
QA/QC			12				8												32		52.00	\$11,894.91	
Hours Total			193	0	25	1	44	11	19	19	10	83	27	6	3	1	6	6	190	61	704.25	\$144,347.12	
Labor Fee Total			\$35,909.67	\$0.00	\$3,360.53	\$96.02	\$10,622.02	\$2,710.10	\$3,981.20	\$3,571.76	\$1,185.10	\$22,313.92	\$5,713.18	\$1,382.62	\$518.48	\$192.03	\$1,087.71	\$1,069.88	\$45,928.16	\$4,704.74	\$144,347.12		
Expenses Total																						\$5,372.84	
TOTAL FEE - (LABOR AND EXPENSES)																						\$149,719.96	

SUBCONSULTANT EXPENSES	Cost (No Markup)	Fee (10% markup)
		\$0.00
TOTALS	\$0.00	\$0.00

HDR EXPENSES	Quantity	Rate	Total	Markup)
Mileage	1860	\$0.54	\$1,004.40	\$1,104.84
Flight (rndtrip)	4	\$700.00	\$2,800.00	\$3,080.00
Copying (8.5" x 11" B&W)	650	\$0.10	\$65.00	\$71.50
Copying (8.5" x 11" Color)	650	\$0.50	\$325.00	\$357.50
Copying (11" x 17" B&W)	75	\$0.20	\$15.00	\$16.50
Copying (11" x 17" Color)	75	\$1.00	\$75.00	\$82.50
Report Binding	20	\$30.00	\$600.00	\$660.00
TOTALS			\$4,884.40	\$5,372.84

ATTACHMENT H-2

Subprovider Monitoring System Commitment Agreement

This commitment agreement is subject to the award and receipt of a signed contract from the Hidalgo County Regional Mobility Authority (Authority). ***NOTE: Attachment H-2 is required to be attached to each contract that does not include work authorizations. Attachment H-2 is required to be attached with each work authorization. Attachment H-2 is also required to be attached to each supplemental work authorization. If DBE/HUB Subproviders are used, the form must be completed and signed. If no DBE/HUB Subproviders are used, indicate with "N/A" on this line: ___N/A___ and attach with the work authorization or supplemental work authorization.***

Contract #: _____ Assigned Goal: 0% Prime Provider HDR Engineering Inc.

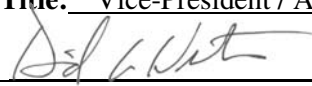
Work Authorization (WA)#: 1 WA Amount: \$149,719.96 Date: 08/15/2017

Supplemental Work Authorization (SWA) #: _____ to WA #: _____ SWA Amount: _____

Revised WA Amount: _____

Description of Work (List by category of work or task description. Attach additional pages, if necessary.)	Dollar Amount (For each category of work or task description shown.)
n/a	\$0
n/a	\$0
Total Commitment Amount (Including all additional pages.)	\$0

IMPORTANT: The signatures of the prime and the DBE/HUB and Second Tier Subprovider, if any (both DBE and Non-DBE) and the total commitment amount must always be on the same page.

Provider Name: Address: VID Number: PH: & FAX: Email:	Name: <u>David C. Weston</u> (Please Print) Title: <u>Vice-President / Area Manager</u>  <div style="display: flex; justify-content: space-between; border-top: 1px solid black; margin-top: 5px;"> Signature Date <u>August 11, 2017</u> </div>
DBE/HUB Sub Provider Subprovider Name: VID Number: Address: PH: Email:	Name: _____ (Please Print) Title: _____ <div style="display: flex; justify-content: space-between; border-top: 1px solid black; margin-top: 5px;"> Signature Date </div>
Second Tier Sub Provider Subprovider Name: VID Number: Address: Phone #& Fax #: Email:	Name: _____ (Please Print) Title: _____ <div style="display: flex; justify-content: space-between; border-top: 1px solid black; margin-top: 5px;"> Signature Date </div>

VID Number is the Vendor Identification Number issued by the Comptroller. If a firm does not have a VID Number, please enter the owner's Social Security or their Federal Employee Identification Number (if incorporated).

Item 3G

HIDALGO COUNTY REGIONAL MOBILITY AUTHORITY

AGENDA RECOMMENDATION FORM

BOARD OF DIRECTORS	<u> X </u>	AGENDA ITEM	<u> 3G </u>
PLANNING COMMITTEE	<u> </u>	DATE SUBMITTED	<u> 08/14/17 </u>
FINANCE COMMITTEE	<u> </u>	MEETING DATE	<u> 08/29/17 </u>
TECHNICAL COMMITTEE	<u> </u>		

1. Agenda Item: **RESOLUTION 2017-73 – APPROVING UTILITY RELOCATION FOR THE 365 TOLLWAY PROJECT AND AUTHORIZING THE EXECUTIVE DIRECTOR TO EXECUTE SUCH AGREEMENTS, AS NECESSARY.**
2. Nature of Request: (Brief Overview) Attachments: X Yes No
Approval and Consideration of Resolution 2017- 73 – Approving utility relocation for the 365 Tollway Project and authorizing the Executive Director to execute such agreements, as necessary.
3. Policy Implication: Board Policy, Local Government Code, Texas Government Code, Texas Transportation Code, TxDOT Policy
4. Budgeted: Yes No X N/A
5. Staff Recommendation: **Resolution 2017-73 – Approving utility relocation for the 365 Tollway Project and authorizing the Executive Director to execute such agreements as necessary, as presented.**
6. Program Manager's Recommendation: Approved Disapproved X None
7. Planning Committee's Recommendation: Approved Disapproved X None
8. Board Attorney's Recommendation: X Approved Disapproved None
9. Chief Auditor's Recommendation: Approved Disapproved X None
10. Chief Financial Officer's Recommendation: Approved Disapproved X None
11. Chief Development Engineer's Recommendation: Approved Disapproved X None
12. Chief Construction Engineer's Recommendation: Approved Disapproved X None
13. Executive Director's Recommendation: X Approved Disapproved None

HIDALGO COUNTY REGIONAL MOBILITY AUTHORITY

BOARD RESOLUTION No. 2017-73

APPROVING UTILITY RELOCATION FOR THE 365 TOLLWAY PROJECT
AND AUTHORIZING THE EXECUTIVE DIRECTOR TO EXECUTE SUCH
AGREEMENTS AS NECESSARY

THIS RESOLUTION is adopted this 29th day of August, 2017 by the Board of Directors of the Hidalgo County Regional Mobility Authority.

WHEREAS, the Hidalgo County Regional Mobility Authority (the “Authority”), acting through its Board of Directors (the “Board”), is a regional mobility authority created pursuant to Chapter 370, Texas Transportation Code, as amended (the “Act”);

WHEREAS, on November 17, 2005, the Texas Transportation Commission (the “Commission”) created the Authority pursuant to (i) the Act; (ii) Title 43, Texas Administrative Code; (iii) a petition of the Hidalgo County Commissioners Court (the “County”); and (iv) findings by the Commission that the creation of the Authority would result in certain direct benefits to the State of Texas (the “State”), local governments, and the traveling public and would improve the State’s transportation system;

WHEREAS, the Board has authorized the Authority to proceed with the development of two distinct projects of the Hidalgo County Loop System, to wit those projects referred to as: 365 Tollway (the “Project”) and the International Bridge Trade Corridor;

WHEREAS, the Board has approved an alignment for the Project, which is attached as Exhibit A hereto, which exhibit also highlights necessary public utility facility relocations;

WHEREAS, pursuant to Sections 370.033 and 370.170 of the Act, the Authority has the power and authority to request an implement the relocation of a public utility facility located in, on, along, over, or under the Project;

NOW THEREFORE BE IT RESOLVED by the Board of Directors of the Hidalgo County Regional Mobility Authority that:

Section 1. The recital clauses are incorporated in the text of this Resolution as if fully restated.

Section 2. The Board hereby determines those public utility facilities identified on Exhibit A (the “Utilities”, or individually, a “Utility”) are necessary to be relocated for the construction of the Project.

Section 3. The Authority shall negotiate reasonable terms and conditions regarding sharing information and the planning and implementation, including determining estimated costs, of necessary relocations with the owners of the Utilities (each a "Preliminary Agreement").

Section 4. Where the Authority has negotiated a Preliminary Agreement, the Authority may negotiate a relocation agreement with an owner of a Utility (a "Relocation Agreement"). Provided the financial terms of the Relocation Agreement do not create obligations for the Authority in excess of the approved Project budget for utility relocation, the Executive Director is authorized to execute such Relocation Agreement without further Board action.

Section 5. Where the Authority and a Utility are not able to negotiate a Relocation Agreement, the Authority shall provide the Utility written notice, a final plan for relocation, and reasonable terms and conditions for a Relocation Agreement all as described in Section 370.170 of the Act. Provided the financial terms of the Relocation Agreement do not create obligations for the Authority in excess of the approved Project budget for utility relocation, the Executive Director is authorized to execute such Relocation Agreement, within ninety (90) days following the written notice, without further Board action.

Section 6. If no Relocation Agreement is executed within ninety (90) days from the date written notice is provided as described in in Section 6 above and Section 370.170 of the Act, the Executive Director shall update the Board of the status of on-going negotiations and/or forced relocation. No Utility shall be relocated under Section 370.170(f) without Board approval.

Section 7. Relocation Agreements with \$100,000 or less in utility relocation costs shall be lump sum agreements. Relocation Agreements with more than \$100,000 in utility relocation costs shall be demonstrated actual cost agreements, whereby all costs submitted for reimbursement, including labor costs, shall be demonstrated in writing to and verifiable by the Authority.

Section 8. No work shall be undertaken pursuant to a Relocation Agreement until a certificate of insurance is produced by the party commencing the work naming the Authority as an additional insured and in a form and by an insurer satisfactory to the Authority is presented.

PASSED AND APPROVED AS TO BE EFFECTIVE IMMEDIATELY BY THE BOARD OF DIRECTORS OF THE HIDALGO COUNTY REGIONAL MOBILITY AUTHORITY AT A REGULAR MEETING on the 29th day of August, 2017, at which meeting a quorum was present.

S. David Deanda, Jr., Chairman

Ricardo Perez, Secretary/Treasurer

EXHIBIT A

Project Alignment, with Utility Relocations Identified

UTILITY RELOCATION STATUS - HIGH LEVEL SUMMARY

HCRMA - 365 TOLL (SEGMENTS 1 & 2) UTILITY RELOCATION STATUS

PREPARED BY: ADRIAN FIGUEROA, E.I.T.

REVIEWED BY: ERIC DAVILA, P.E., P.M.P, C.P.M.

UPDATED: JULY 25, 2017

No.	UTILITY OWNER	OTHER NAMES	COMPENSABLE / NON-COMPENSABLE	HCRMA PERCENTAGE PARTICIPATION
1	AEP Distribution	NR	NC	50%
2	AEP Transmission	NR	C	100%
3	AT&T Distribution	NR	NC	50%
4	City of McAllen	NR	NC	50%
5	City of Mission	NR	NC	50%
6	City of Pharr	NR	C & NC	100% & 50%
7	DCP Midstream	NR	C	100%
8	Dewbre Petroleum	NR	C	100%
9	Tennessee Gas Pipeline / Kinder Morgan	NR	C	100%
10	Level 3 Communications	NR	NC	50%
11	Lonestar Pipeline Company / CAMS	Lonestar Pipeline Company d/b/a/ Rio Grande Intrastate Pipeline LLC, Consolidated Asset Management Services (Texas), LLC.	C	100%
12	Magic Valley Electric Coop.	NR	NC	50%
13	McAllen Data Center	NR	NC	50%
14	MCI / Verizon	NR	NC	50%
15	Military Highway Water Supply Corp.	NR	NC	50%
16	Sharyland Utilities	NR	C & NC	100% & 50%
17	Texas Eastern Transmission LP / Enbridge	Spectra Energy Transmission Services, LLC	C	100%
18	Sprint	NR	NC	50%

UTILITY RELOCATION STATUS - HIGH LEVEL SUMMARY

HCRMA - 365 TOLL (SEGMENTS 1 & 2) UTILITY RELOCATION STATUS

PREPARED BY: ADRIAN FIGUEROA, E.I.T.

REVIEWED BY: ERIC DAVILA, P.E., P.M.P, C.P.M.

UPDATED: JULY 25, 2017

No.	UTILITY OWNER	OTHER NAMES	COMPENSABLE / NON-COMPENSABLE	HCRMA PERCENTAGE PARTICIPATION
19	Texas Gas Service	Texas Gas Service, a Division of ONE Gas Inc.	C & NC	100% & 50%
20	Transtelco	NR	NC	50%
21	VTX	Valley Telephone Cooperative Inc. (VTCI), Grande River	NC	50%
22	Windstream	NR	NC	50%

Item 3H

HIDALGO COUNTY REGIONAL MOBILITY AUTHORITY

AGENDA RECOMMENDATION FORM

BOARD OF DIRECTORS	<u> X </u>	AGENDA ITEM	<u> 3H </u>
PLANNING COMMITTEE	<u> </u>	DATE SUBMITTED	<u> 08/21/17 </u>
FINANCE COMMITTEE	<u> </u>	MEETING DATE	<u> 08/29/17 </u>
TECHNICAL COMMITTEE	<u> </u>		

1. Agenda Item: **RESOLUTION 2017-76 – CONSIDERATION AND APPROVAL OF A REIMBURSEMENT RESOLUTION EXPRESSING INTENT TO FINANCE EXPENDITURES TO BE INCURRED.**
2. Nature of Request: (Brief Overview) Attachments: X Yes No
Approval and Consideration of Resolution 2017- 76 – Consideration and approval of a reimbursement resolution expressing intent to finance expenditures to be incurred.
3. Policy Implication: Board Policy, Local Government Code, Texas Government Code, Texas Transportation Code, TxDOT Policy
4. Budgeted: Yes No X N/A
5. Staff Recommendation: **Resolution 2017- 76 – Consideration and approval of a reimbursement resolution expressing intent to finance expenditures to be incurred as presented.**
6. Program Manager's Recommendation: Approved Disapproved X None
7. Planning Committee's Recommendation: Approved Disapproved X None
8. Board Attorney's Recommendation: X Approved Disapproved None
9. Chief Auditor's Recommendation: Approved Disapproved X None
10. Chief Financial Officer's Recommendation: Approved Disapproved X None
11. Chief Development Engineer's Recommendation: Approved Disapproved X None
12. Chief Construction Engineer's Recommendation: Approved Disapproved X None
13. Executive Director's Recommendation: X Approved Disapproved None

HIDALGO COUNTY REGIONAL MOBILITY AUTHORITY

BOARD RESOLUTION No. 2017-76

APPROVAL OF A REIMBURSEMENT RESOLUTION EXPRESSING
INTENT TO FINANCE EXPENDITURES TO BE INCURRED

THIS RESOLUTION is adopted this 29th day of August, 2017 by the Board of Directors of the Hidalgo County Regional Mobility Authority.

WHEREAS, the Hidalgo County Regional Mobility Authority (the “Authority”), acting through its Board of Directors (the “Board”), is a regional mobility authority created pursuant to Chapter 370, Texas Transportation Code, as amended (the “Act”);

WHEREAS, the Hidalgo County Regional Mobility Authority (the “Authority”) is a political subdivision of the State of Texas authorized to finance its activities by issuing obligations; and

WHEREAS, the Authority will make, or has made not more than 60 days prior to the date hereof, payments with respect to the acquisition, construction, reconstruction or renovation of the projects listed on Exhibit A attached hereto (the “Financed Project”); and

WHEREAS, the Authority has concluded that it does not currently desire to issue obligations to finance the costs associated with the Financed Project; and

WHEREAS, the Authority desires to reimburse itself for the costs associated with the Financed Project from the proceeds of obligations to be issued subsequent to the date hereof; and

WHEREAS, the Authority reasonably expects to issue obligations to reimburse itself for the costs associated with the Financed Project;

NOW THEREFORE BE IT RESOLVED by the Board of Directors of the Hidalgo County Regional Mobility Authority that:

Section 1. The recital clauses are incorporated in the text of this Resolution as if fully restated.

Section 2. The Authority reasonably expects to reimburse itself for costs that have been or will be paid subsequent to the date that is 60 days prior to the date hereof and that are to be paid in connection with the acquisition, construction, reconstruction or renovation of the Financed Project from the proceeds of obligations to be issued subsequent to the date hereof.

Section 3. The Authority reasonably expects that the maximum principal amount of

obligations issued to reimburse the Authority for the costs associated with the Financed Project will be \$61,000,000.

PASSED AND APPROVED AS TO BE EFFECTIVE IMMEDIATELY BY THE BOARD OF DIRECTORS OF THE HIDALGO COUNTY REGIONAL MOBILITY AUTHORITY AT A REGULAR MEETING on the 29th day of August, 2017, at which meeting a quorum was present.

S. David Deanda, Jr., Chairman

Ricardo Perez, Secretary/Treasurer

EXHIBIT A

DESCRIPTION OF PROJECT

<u>Purpose/Project</u>	<u>Aggregate Amount</u>
The acquisition and construction of toll road improvements, including the acquisition of right-of-way, to 365 Tollway from FM 396 (Anzalduas Highway) to US 281 (Military Highway)	\$61,000,000