

HIDALGO COUNTY REGIONAL MOBILITY AUTHORITY

NOTICE OF AND AGENDA FOR A REGULAR MEETING TO BE HELD BY THE BOARD OF DIRECTORS

DATE: TUESDAY, AUGUST 23, 2016
TIME: 5:30 PM
PLACE: PHARR CITY HALL
2nd FLOOR CITY COMMISSION CHAMBERS
118 SOUTH CAGE BOULEVARD
PHARR, TEXAS 78577

PRESIDING: S. DAVID DEANDA, JR, CHAIRMAN

PLEDGE OF ALLEGIANCE

INVOCATION

CALL TO ORDER AND ESTABLISHMENT OF A QUORUM FOR REGULAR MEETING

1. REPORTS

- A. Report on Program Manager Activity for 365 Tollway and IBTC – Louis Jones, Dannenbaum Engineering
- B. Report on Construction Activity for US 281/Military Highway Overpass/BSIF Connector Project – Ramon Navarro, HCRMA

2. **CONSENT AGENDA** *(All matters listed under Consent Agenda are considered to be routine by the Governing Body and will be enacted by one motion. There will be no separate discussion of these items; however, if discussion is desired, that item(s) will be removed from the Consent Agenda and will be considered separately. The Governing Body may also elect to go into Executive Session on any item on this agenda, whether or not such item(s) are posted as an Executive Session Item, at any time during the meeting when authorized by provisions of the Open Public Meeting Act.)*

- A. Approval of Minutes for Regular Meeting held July 26, 2016.
- B. Approval of Project & General Expense Report for the period from July 12, 2016 to August 8, 2016.
- C. Approval of Financial Report for July 2016.
- D. Resolution 2016-101 – Authorization to remove Nydia Rodriguez and Carlos Montemayor from inquiry access and the addition of Lizette Gomez and Michael Gonzalez with the City of Pharr Finance Department for inquiry access to all PlainsCapital, TexSTAR, LOGIC and Wilmington Trust accounts.
- E. Resolution 2016-102 – Authorizing Maria Alaniz as a signatory for Hidalgo County Regional Mobility Authority Credit Card issued by PlainsCapital Bank and authorizing a single transaction limit of \$2,500 and a monthly credit limit of \$5,000.
- F. Resolution 2016-103 – Approval of Work Authorization Number 2 – Supplemental Number 3 to the Professional Service Agreement with L&G Engineering for a no-cost time extension to provide the International Boundaries and Water Commission Bridge layouts for the 365 Tollway Project.
- G. Resolution 2016-104 – Approval of Work Authorization Number 1 – Supplemental Number 3 to the Professional Service Agreement with S&B Infrastructure for a no-cost time extension to provide route studies for the 365 Tollway Project.
- H. Resolution 2016-105 – Approval of Work Authorization Number 7 to the Professional Service Agreement with SAMES Engineering to provide right of way staking for Veterans Road and Hi-Line Road for utility relocations.
- I. Resolution 2016-106 – Approval of Contract Amendment Number 4 to the Professional Service Agreement with SAMES Engineering to increase the maximum payable amount for Work Authorization Number 7.

3. REGULAR AGENDA

- ~~A. Resolution 2016-107 – Approval of Change Order Number 3 with Foremost Paving, Inc., for the US 281/Military Highway Overpass/BSIF Connector Road for additional backfill and bedding material for roadway drainage and utility crossings.~~
- B. Resolution 2016-108 – Opposing the recent Administrative efforts by the Texas Department of Transportation to no longer apply the Economically Disadvantage County Program to Off-System Transportation Projects throughout the State and more specifically Hidalgo County.
- C. Resolution 2016-109 – Approval of Work Authorization Number 6 to the Professional Service Agreement with Raba Kistner to provide Geotechnical Engineering Services for the 365 Tollway Project.
- D. Resolution 2016-110 – Approval of Contract Amendment Number 6 to the Professional Service Agreement with Raba Kistner for Geotechnical Engineering Services to increase the maximum payable amount for Work Authorization Number 6.
- E. Discussion of HCRMA authority for a comprehensive development agreement for the International Bridge Trade Corridor Project under Section 223.2011, Texas Transportation Code, expiring on August 31, 2017.

4. CHAIRMAN'S REPORT

- A. None.

5. TABLED ITEMS

- A. None.

6. EXECUTIVE SESSION, CHAPTER 551, TEXAS GOVERNMENT CODE, SECTION 551.071 (CONSULTATION WITH ATTORNEY), SECTION 551.072 (DELIBERATION OF REAL PROPERTY), AND SECTION 551.074 (PERSONNEL MATTERS)

- A. Consultation with Board Attorney on legal issues pertaining to the Project Development, Operation & Maintenance Agreement for State Highway 365 and Advance Funding Agreement for US 281/Military Highway Overpass Projects (Section 551.071 T.G.C.).
- B. Consultation with Board Attorney on legal issues pertaining to the Texas Department of Transportation State Infrastructure Bank Loan for the 365 Tollway Project (Section 551.071 T.G.C.).
- C. Consultation with Board Attorney on legal issues pertaining to Professional Service Agreements for Engineering, Surveying and Environmental Services (Section 551.071 T.G.C.).
- D. Consultation with Board Attorney on legal issues pertaining to the deliberation of real property for the 365 Tollway and International Bridge Trade Corridor Projects (Sections 551.071 and 551.072 T.G.C.).
- E. Consultation with Board Attorney on legal issues pertaining to Early Right of Way Acquisition and environmental clearance process for the 365 Tollway, International Bridge Trade Corridor and State Highway 68 Projects (Section 551.071 T.G.C.).
- F. Consultation with Board Attorney on legal issues pertaining to the use of Eminent Domain to acquire property required to complete the project alignments of the 365 Tollway and the International Bridge Trade Corridor Projects (Sections 551.071 and 551.072 T.G.C.).
- G. Consultation with Board Attorney on legal issues pertaining to the proposed South Texas Class I Rail Project (Section 551.071 T.G.C.).

PUBLIC COMMENT

ADJOURNMENT OF REGULAR MEETING

CERTIFICATION

I, the Undersigned Authority, do hereby certify that the attached agenda of the Hidalgo County Regional Mobility Authority Board of Directors is a true and correct copy and that I posted a true and correct copy of said notice on the Hidalgo County Regional Mobility Authority Web Page (www.hcrma.net) and the bulletin board in the Hidalgo County Court House (100 North Closner, Edinburg, Texas 78539), a place convenient and readily accessible to the general public at all times, and said Notice was posted on the **17th** day of **August 2016** at **12:00 pm** and will remain so posted continuously for at least 72 hours preceding the scheduled time of said meeting in accordance with Chapter 551 of the Texas Government Code.

Maria E. Alaniz
Administrative Assistant

Note: If you require special accommodations under the Americans with Disabilities Act, please contact Maria E. Alaniz at 956-402-4762 at least 24 hours before the meeting.

PUBLIC COMMENT POLICY

Public Comment Policy: "At the beginning of each HCRMA meeting, the HCRMA will allow for an open public forum/comment period. This comment period shall not exceed one-half (1/2) hour in length and each speaker will be allowed a maximum of three (3) minutes to speak. All individuals desiring to address the HCRMA must be signed up to do so, prior to the open comment period. The purpose of this comment period is to provide the public an opportunity to address issues or topics that are under the jurisdiction of the HCRMA. For issues or topics which are not otherwise part of the posted agenda for the meeting, HCRMA members may direct staff to investigate the issue or topic further. No action or discussion shall be taken on issues or topics which are not part of the posted agenda for the meeting. Members of the public may be recognized on posted agenda items deemed appropriate by the Chairman as these items are considered, and the same time limitations (3 minutes) applies."

This Page
Intentionally
Left Blank

Item 1A

HIDALGO COUNTY REGIONAL MOBILITY AUTHORITY

AGENDA RECOMMENDATION FORM

BOARD OF DIRECTORS	<u> X </u>	AGENDA ITEM	<u> 1A </u>
PLANNING COMMITTEE	<u> </u>	DATE SUBMITTED	<u> 08/08/16 </u>
FINANCE COMMITTEE	<u> </u>	MEETING DATE	<u> 08/23/16 </u>
TECHNICAL COMMITTEE	<u> </u>		

1. Agenda Item: **REPORT ON PROGRAM MANAGER ACTIVITY FOR 365 TOLLWAY AND IBTC.**
2. Nature of Request: (Brief Overview) Attachments: X Yes No
Report on Program Manager Activity for SH365 and IBTC by Louis Jones, Dannenbaum
Engineering.
3. Policy Implication: Board Policy, Local Government Code, Texas Government Code, Texas
Transportation Code, TxDOT Policy
4. Budgeted: Yes No X N/A
5. Staff Recommendation: **Report only.**
6. Program Manager's Recommendation: Approved Disapproved X None
7. Planning Committee's Recommendation: Approved Disapproved X None
8. Board Attorney's Recommendation: Approved Disapproved X None
9. Chief Auditor's Recommendation: Approved Disapproved X None
10. Chief Financial Officer's Recommendation: Approved Disapproved X None
11. Chief Construction Engineer's Recommendation: Approved Disapproved X None
12. Executive Director's Recommendation: Approved Disapproved X None



HCRMA Board of Directors

S. David Deanda, Jr., Chairman
Forrest Runnels, Vice-Chairman
Ricardo Perez, Secretary/Treasurer
Josue Reyes, Director
R. David Guerra, Director
Aquiles J. Garza Jr., Director
Alonzo Cantu, Director

HCRMA Staff

Pilar Rodriguez, PE, Executive Director
Ramon Navarro IV, PE, CFM, Construction Engineer
Celia Gaona, CIA, Auditor/Compliance Officer
Jose Castillo, Chief Financial Officer
Carlos “CJ” Moreno, Jr., Acquisition Coordinator
Maria Alaniz, Admin. Assistant
Flor E. Koll, Admin. Assistant III (Constr.)
Sergio Mandujano, Construction Records Keeper

Program Management Consultant
DANNENBAUM ENGINEERING CORP

PMC/GEC STATUS REPORT (08/2016)

1. Review: PMC Invoice
2. Status: Systemwide Tasks
3. Status: SH 365 Project
4. Status: IBTC Project
5. Status: OW/OS Corridor
6. Status: Constr. Cost Trends

PMC Invoice Overview

(Active WA's: 08/2016 Invoice)

Task (Current Billing)	WA 9 3/1/14 - 6/30/18	WA 16 5/28/14-01/31/16	WA 20 12/17/15-03/30/16	WA9 - WA20 3/1/14 - 6/30/18
Program Management Consultant	\$ 232,811	\$ -	\$ -	\$ 232,811
Project & Systemwide Mgt	\$ 195,533	\$ -	\$ -	\$ 195,533
Construction Mgt	\$ 37,279	\$ -	\$ -	\$ 37,279
General Engineering Consultant (Tasks on Behalf of the Agency)	\$ -	\$ -	\$ 7,529	\$ 7,529
Analyzing Documentation	\$ -	\$ -	\$ -	\$ -
Building Agency	\$ -	\$ -	\$ -	\$ -
Strategic Planning	\$ -	\$ -	\$ 7,529	\$ 7,529
Public Outreach	\$ -	\$ -	\$ -	\$ -
Advance Planning	\$ -	\$ -	\$ -	\$ -
Total for All Tasks:	\$ 232,811	\$ -	\$ 7,529	\$ 240,340

Firm (Current Billing)	WA 9 3/1/14 - 6/30/18	WA 16 5/28/14-01/31/16	WA 20 12/17/15-03/30/16	WA9 - WA20 3/1/14 - 6/30/18
Dannenbaum Eng Corp.	\$ 222,811	\$ -	\$ -	\$ 222,811
Direct Labor: Pathfinder	\$ 10,000	\$ -	\$ -	\$ 10,000
Direct Labor: George Ramon	\$ -	\$ -	\$ -	\$ -
Sub: Aranda and Assoc. (DBE)	\$ -	\$ -	\$ -	\$ -
Sub: Blanton & Assoc. (DBE)	\$ -	\$ -	\$ -	\$ -
Sub: C&M Associates (DBE)	\$ -	\$ -	\$ 7,529	\$ 7,529
Sub: RODS SUE (DBE)	\$ -	\$ -	\$ -	\$ -
Sub: UNINTECH (DBE)	\$ -	\$ -	\$ -	\$ -
Sub: CSE (DBE)	\$ -	\$ -	\$ -	\$ -
Total for All Firms:	\$ 232,811	\$ -	\$ 7,529	\$ 240,340

PMC Invoice Overview (Active WA's: Earned to Date)

Task (Earned to Date)	WA 9 3/1/14 - 6/30/18	WA 16 5/28/14-01/31/16	WA 20 12/17/15-03/30/16	WA9 - WA20 3/1/14 - 6/30/18
Program Management Consultant	\$ 6,207,426	\$ -	\$ -	\$ 6,207,426
Project & Systemwide Mgt	\$ 6,059,692	\$ -	\$ -	\$ 6,059,692
Construction Mgt	\$ 147,734	\$ -	\$ -	\$ 147,734
General Engineering Consultant (Tasks on Behalf of the Agency)	\$ -	\$ 193,327	\$ 262,975	\$ 456,301
Analyzing Documentation	\$ -	\$ -	\$ -	\$ -
Building Agency	\$ -	\$ -	\$ -	\$ -
Strategic Planning	\$ -	\$ -	\$ 262,975	\$ 262,975
Public Outreach	\$ -	\$ -	\$ -	\$ -
Advance Planning	\$ -	\$ 193,327	\$ -	\$ 193,327
Total for All Tasks:	\$ 6,207,426	\$ 193,327	\$ 262,975	\$ 6,663,727

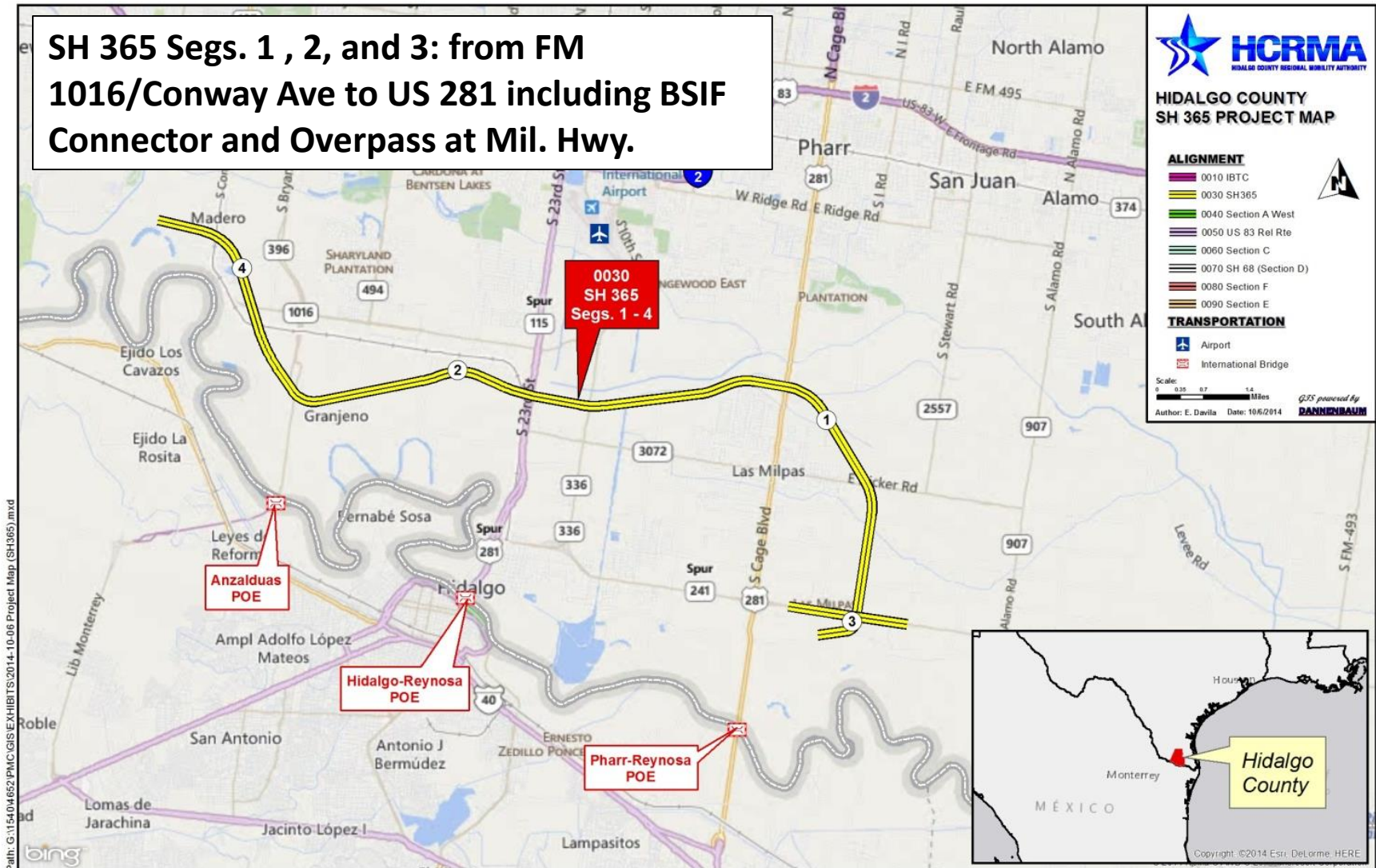
Firm (Earned to Date)	WA 9 3/1/14 - 6/30/18	WA 16 5/28/14-01/31/16	WA 20 12/17/15-03/30/16	WA9 - WA20 3/1/14 - 6/30/18
Dannenbaum Eng Corp.	\$ 5,083,306	\$ -	\$ -	\$ 5,083,306
Direct Labor: Pathfinder	\$ 290,000	\$ -	\$ -	\$ 290,000
Direct Labor: George Ramon	\$ 179,400	\$ -	\$ -	\$ 179,400
Sub: Aranda and Assoc. (DBE)	\$ 435,520	\$ -	\$ -	\$ 435,520
Sub: Blanton & Assoc. (DBE)	\$ 219,200	\$ -	\$ -	\$ 219,200
Sub: C&M Associates (DBE)	\$ -	\$ -	\$ 262,975	\$ 262,975
Sub: RODS SUE (DBE)	\$ -	\$ -	\$ -	\$ -
Sub: UNINTECH (DBE)		\$ -	\$ -	\$ -
Sub: CSE (DBE)	\$ -	\$ 193,327	\$ -	\$ 193,327
Total for All Firms:	\$ 6,207,426	\$ 193,327	\$ 262,975	\$ 6,663,727

■ PMC WA 9

- Managed/met/reviewed all development efforts done by other HCRMA consultants for SH 365 and IBTC.
- Provided support to Staff for landowner coordination, meetings with stakeholders, in addition to Staff support for ROW document preparation, contract document support, and document control.
- Construction Management tasks include
 - US 281 / BSIF construction and document control systems created (Appia and ProjectWise) for coordination with the Contractor and TxDOT.
 - Managing RFI, submittals, shop drawing reviews, and supporting logging of testing and inspection in coordination with HCRMA Construction Engineer and Records Keeper (including SW3P inspections, etc.).

- **PMC WA 9 Cont.**
 - Continued to provide support to HCRMA Staff and Legal Counsel reviews of 365 TOLL PDA.
 - Merging PS&E sets from L&G and S&B into one cohesive plan set.
- **PMC WA 16**
 - Offsite Hydrologic Studies are 99% complete by Civil Systems Engineers (Deren Li) for eventual use on HCDD#1 Outfall Improvements.
 - Pending final report from CSE (SH 365 Seg. 3 is final and delivered to HCDD#1 for developing those outfalls) in order to coordinate the construction of outfalls for SH 365 Seg. 1 & 2.
 - Continued follow-up with HCDD#1 for SH 365 Seg 1 & 2 Outfall Development.

Project Overview for SH 365







Project Schedule for SH 365



SH 365 / US 281 Improvements - Phase I (Segment 3)

(US 281 / Mil. Hwy. from SP600 / Cage Blvd. to FM 2557 / Stewart Rd and the BSIF Connector)

	WORK TASK	2015												2016											
		Jan	Feb	Mar	Apr	May	Jun	Jul	Aug	Sep	Oct	Nov	Dec	Jan	Feb	Mar	Apr	May	Jun	Jul	Aug	Sep	Oct	Nov	Dec
	Env. Clearance (FONSI)																								
	Final Design (Complete)																								
	ROW Acquisition (Complete)																								
	Utility Relocation																								
	Constr. Bid Opening (Letting)																								
	Construction Starts																								

CONSTRUCTION FOR SH 365 PHASE I: FROM 02/01/2016 TO 09/30/2017

SH 365 - Phase II (Segments 1 & 2)

(FM 396 / Anzalduas Hwy. to US 281 / Military Hwy)

	WORK TASK	2016												2017											
		Jan	Feb	Mar	Apr	May	Jun	Jul	Aug	Sep	Oct	Nov	Dec	Jan	Feb	Mar	Apr	May	Jun	Jul	Aug	Sep	Oct	Nov	Dec
	Env. Clearance (FONSI)	Occurred July 2, 2015																							
	Final Design																								
	ROW Acquisition Phase																								
	Utility Relocation																								
	Constr. Bid Advertisement																								
	Constr. Bid Opening (Letting)																								
	Construction Starts																								

CONSTRUCTION FOR SH 365 PHASE II: FROM 3/21/2017 TO 11/21/2019

Project Schedule Milestones for SH 365 (1 of 2: Remainder of 2016)



- 8/8/2016: 95% PS&E Submittal for Segments 1 & 2 (Merged) to TxDOT for Concurrent Review by Pharr District and Austin Divisions
- 8/29/2016: Receive 95% PS&E Comments from TxDOT (15 days as per PDA)
- 9/30/2016: Submit Bid Package (Bid Proposal and 100% Plans) to TxDOT
- 10/1/2016 to 11/15/2016: GEC Report Created
- 10/26/2016: LOA Received by HCRMA
- 10/29/2016: Advertisement Date (Sat 10/29 & Sun 10/30 & Subsequent weekends)
- 12/15/2016: Letting Date
-

Project Schedule Milestones for SH 365 (2 of 2: 2017 & Beyond)



- 1/24/2017: Award Date by HCRMA (Contingent upon TxDOT / FHWA concurrence)
- 1/31/2017: Visit Rating Agencies
- 2/10/2017: Receive Ratings
- 2/13/2017: Post POS
- 2/16/2017: Marketing and Road Show for entire week
- 2/23/2017: Price Bonds
- 3/17/2017: Close Bonds
- 3/21/2017: Issue Construction Contract NTP
- 7/31/2017: Constr. Ends SH 365 Seg. 3
- 11/21/2019: Constr. Ends SH 365 Seg. 1 & 2

■ Design

- PS&E on SH 365 Segment 3 (US 281/BSIF) is 100% complete.
- PS&E on SH 365 Segments 1 and 2 are 95% complete.
- All requested subsurface utility exposures are 100% complete.
- Geo-technical for SH 365 Segment 3 (US 281) is 100% complete.
- Geo-technical for SH 365 Segments 1 and 2 are 100% complete.
- Onsite Hydrologic Studies for SH 365 Segments 1, 2, and 3 are 100% complete.

■ ROW Mapping / Acquisition

- ROW Maps and Parcels for Segments 1 & 2 delivered to ROW team.
- Most appraisals completed, save for a few new levee parcels, along parcels modified for whole parcel takings, and in places where updated title information has become available.
- Land acquisition ongoing throughout entire corridor from Anzalduas Bridge to US 281 Military Highway.

■ Utility Relocations

- Major utilities have been coordinated with and held kick-off meetings with said owners (cities, private utilities, irrigation districts, etc.). Continuing to negotiate relocation agreements, while coordinating movement of those that are ready to move.
- As ROW is acquired PMC has examined possibility of releasing utility relocation agreements.

■ Environmental

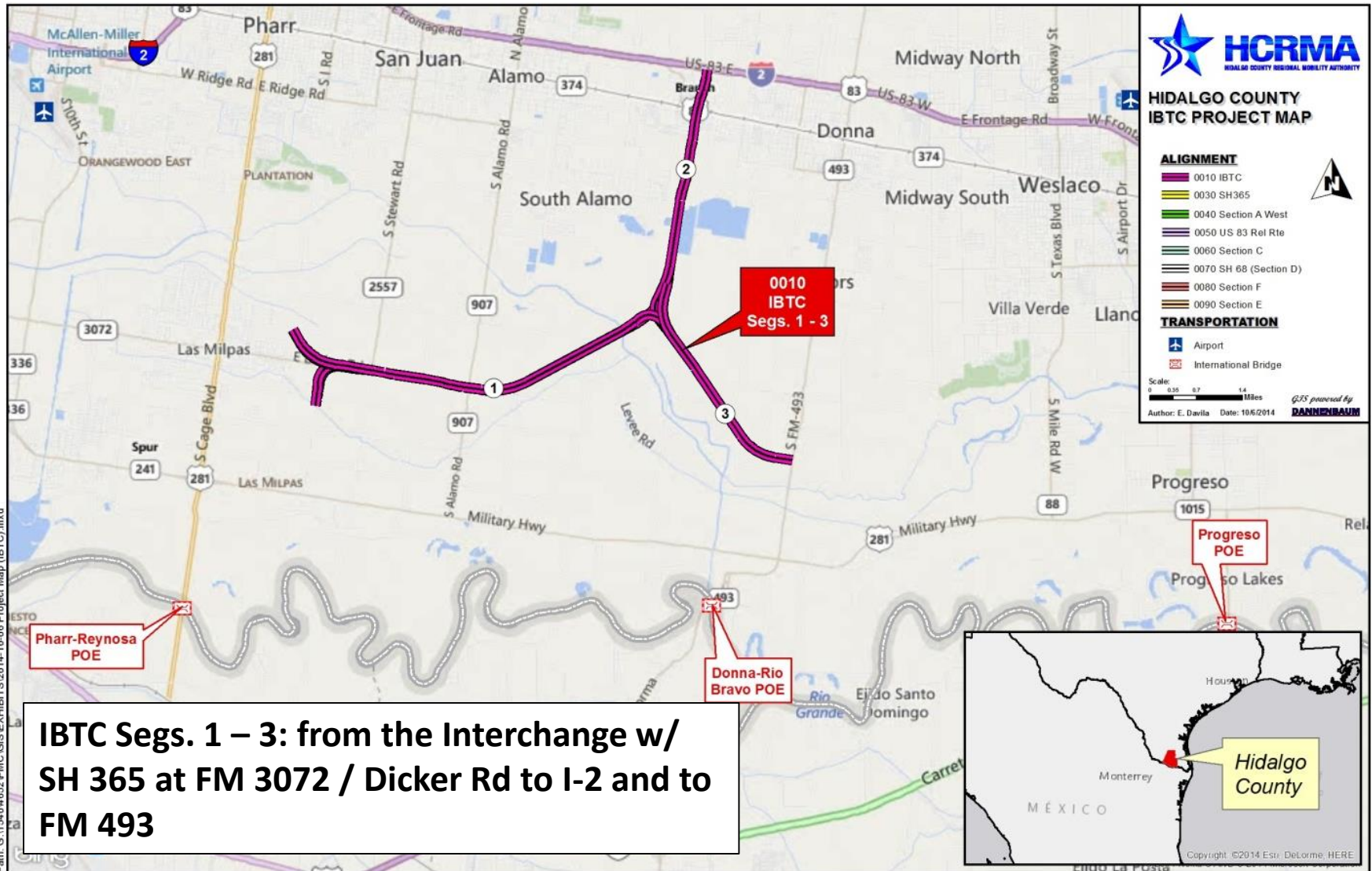
– USIBWC

- The Texas State Historical Commission has completed environmental review of the USIBWC Construction License.

– USACE 404 Permit & Wetland Mitigation Plan

- Permit public comment period closed April 25, 2016.
- Four comments received and have been addressed and the revised permit and mitigation plan have been submitted to the USACE for final approval.
- Survey of the proposed wetland mitigation site is complete and after the mitigation plan is approved an offer will be prepared.
- Executed USACE 404 Individual Permit anticipated within 30 days.

Project Overview for IBTC



Project Schedule for IBTC

IBTC - Segments 1-3																												
(From Dicker Rd. Interchange to end of the Floodway North to I-2 & from Valleyview Interchange to FM 493)																												
WORK TASK	2015				2016												2017											
	Sep	Oct	Nov	Dec	Jan	Feb	Mar	Apr	May	Jun	Jul	Aug	Sep	Oct	Nov	Dec	Jan	Feb	Mar	Apr	May	Jun	Jul	Aug	Sep	Oct	Nov	Dec
Environmental																												
Final Plans																												
ROW Acquisition																												
Utility Relocation																												
Constr. Bid Opening (Letting)																												
Construction Starts																												
CONSTRUCTION FROM 12/15/2017 TO 06/15/2020																												

Proposed Revised Schedule:

- Contingent upon Board direction
- Funding considerations
- Clearing environmental

■ Design

- PS&E for IBTC Segments 1 - 3 are 40 to 60% complete.
- Geo-technical borehole efforts are on pause for IBTC Segments 1-3.
- Onsite Hydrologic Studies for IBTC have been reviewed and are being finalized.
- Subsurface Utility Exposures are 100% complete.

■ Environmental

- A Phase II ESA was completed on the Donna Reservoir-IBTC footprint, final lab results indicate no PCB contamination is present within the proposed ROW.
- As directed by the Executive Director the PMC has provided options to expedite the environmental clearance of the IBTC project.
- IBTC Right-of-Entry forms are being updated to reduce any delays to environmental fieldwork.

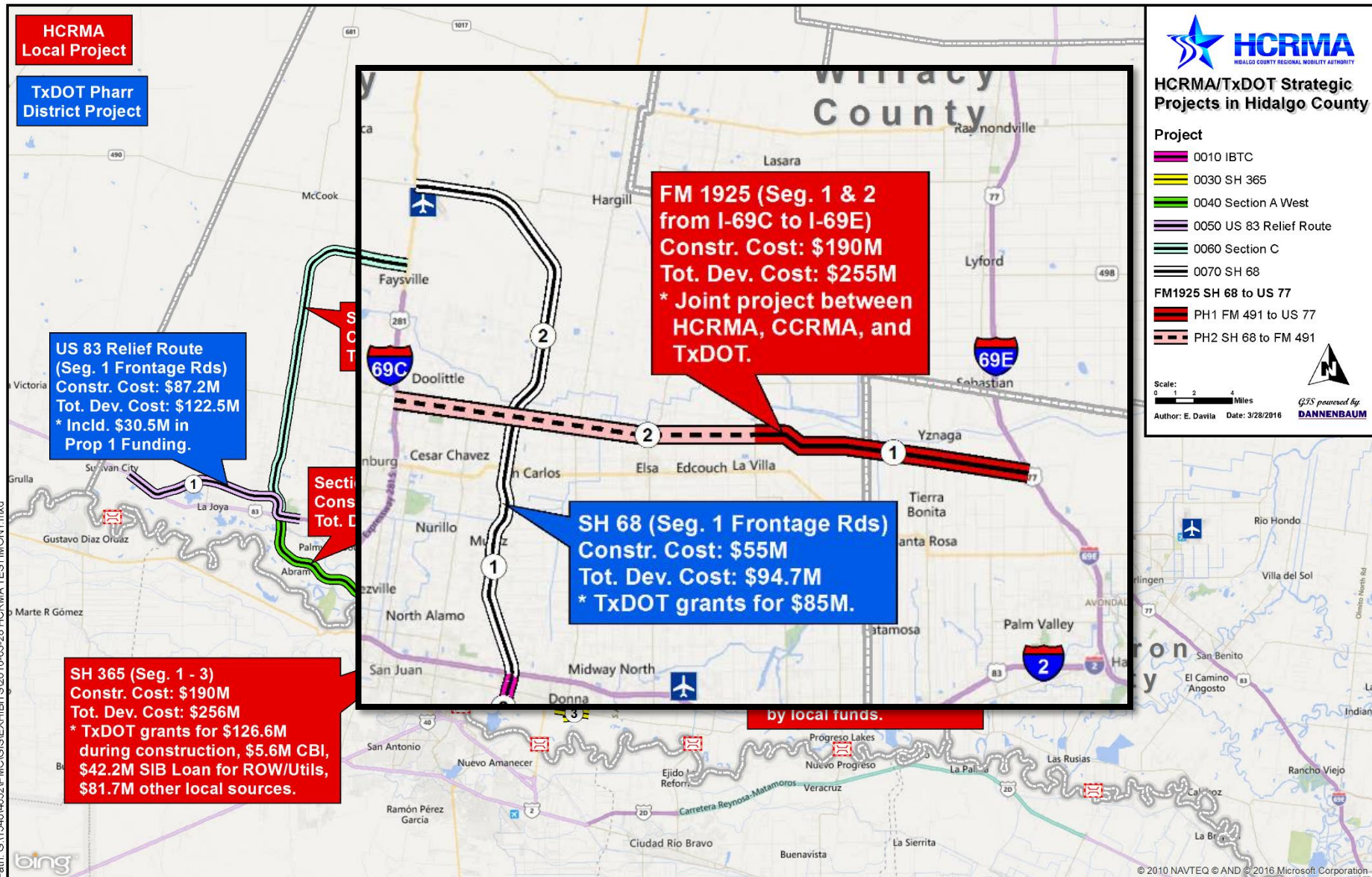
■ ROW Mapping

- Strip map for complete IBTC project is complete for the entire project, as well as all ETT-easement parcels completed.

■ ROW Acquisition

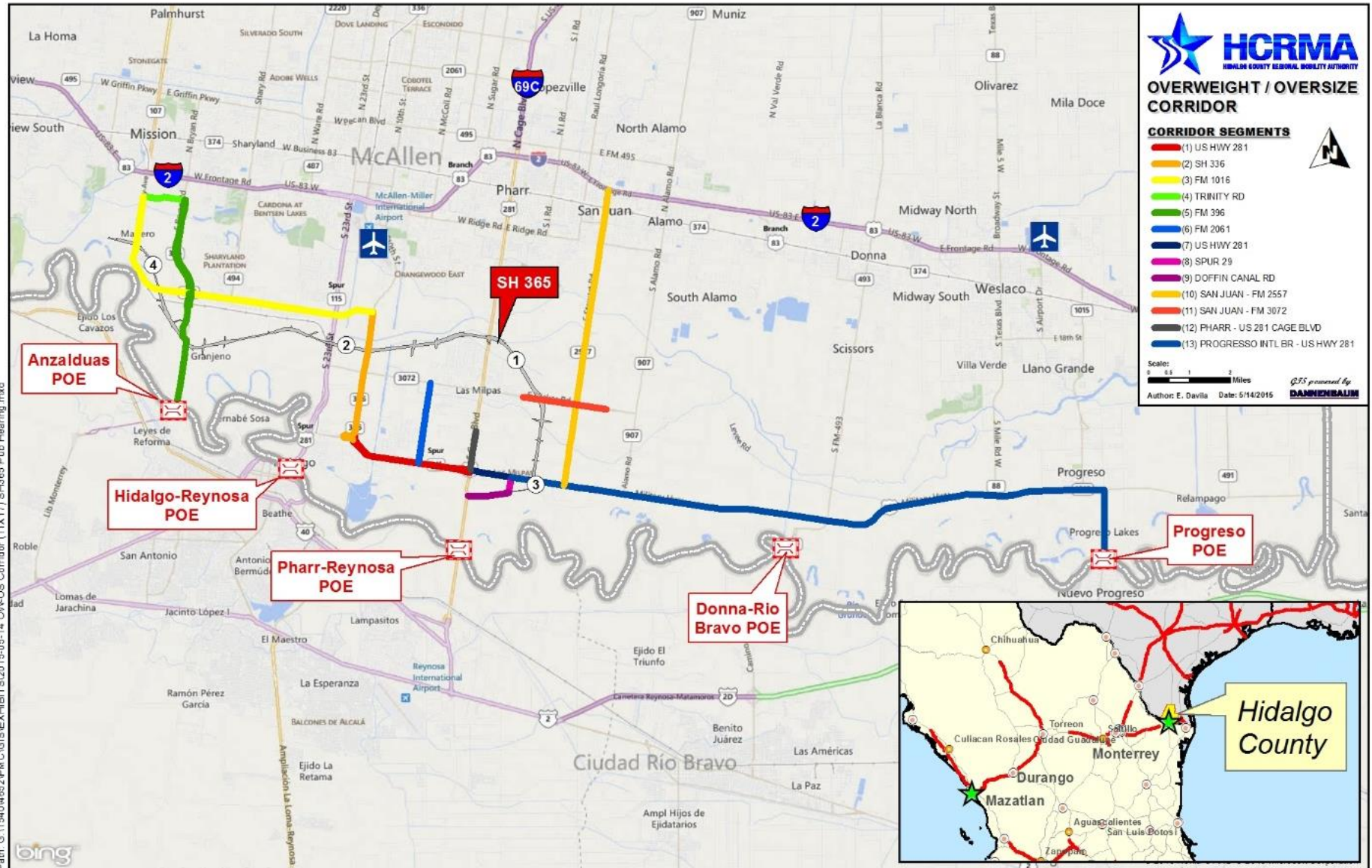
- All parcels north of Donna Reservoirs have been submitted to the ROW Acquisition Team.
- Early acquisition is nearing completion for the AEP/ETT local project ROW for the transmission line (4 parcels remain at various stages of closure).

HCRMA Planning Efforts



- **FM 1925 (from I69C to I-69E)**
 - TxDOT Committed Supplemental Development Authority Funds for the Entire 27 Mile Corridor as an expressway facility.
 - TxDOT has committed to funding the Schematic Design.
 - Cameron County has committed to funding the segment of FM 1925 from the eastern Hidalgo County Line to US 77 and ultimately to the South Padre Island 2nd access.
 - Interlocal between HCRMA and CCRMA is being finalized to complete the Environmental Documents.
 - \$40M in Proposition 1 & 7 funds for the Right-of-Way and Construction of the segment of the project from FM 88 East to the Cameron County line have been allocated at the HCMPO.

Project Overview for Overweight/Oversize Corridor Permits



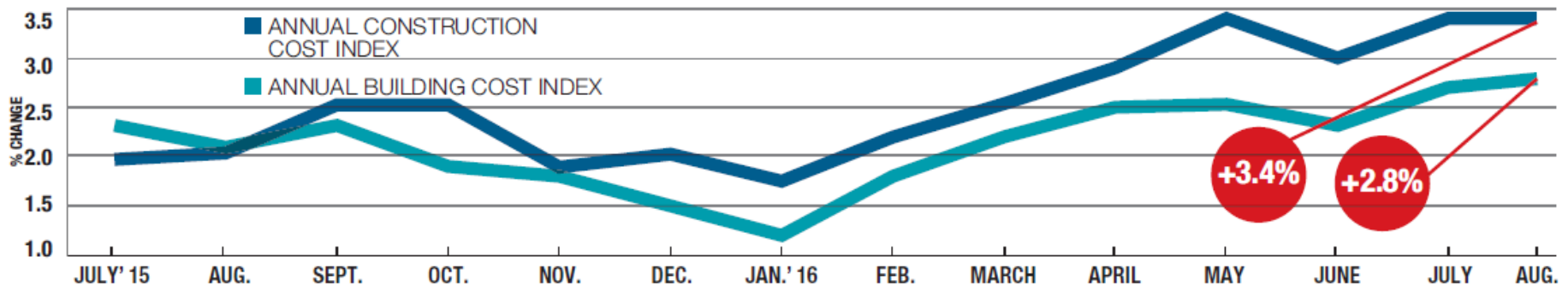
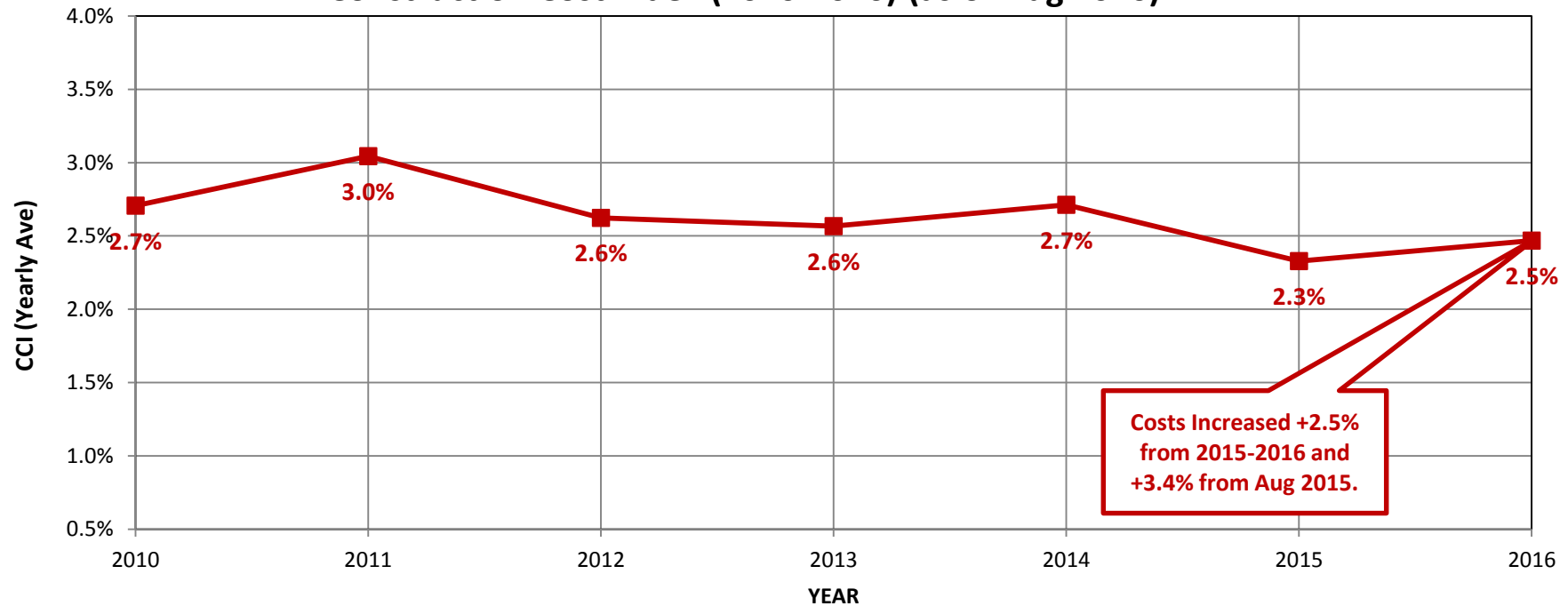
Overweight/Oversize Corridor Permits Report

From 01/01/2016 – 07/29/2016

Total Permits Issued:	16,743
Total Amount Collected:	\$ 1,376,822
■ Convenience Fees (CC):	\$ 37,382
■ Total Permit Fees:	\$ 1,339,440
– Pro Miles:	\$ 50,229
– TxDOT:	\$ 1,138,524
– HCRMA:	\$ 150,687

Construction Cost Index

Construction Cost Index (2010-2016) (as of Aug 2016) *Source: McGraw Hill Construction ENR*



Construction Cost Trends: Asphalt Paving Prices

- The 20-city average price for liquid asphalt has changed in 2016 as follows:

- Price decreased -2.9% in Aug 2016
- Price decreased -4% between Aug 2015 to Aug 2016



20-CITY AVERAGE

ITEM	UNIT	\$PRICE	%MONTH	%YEAR
ASPHALT PAVING				
PG 58	TON	383.11	-2.9	-4.0
Cutback, MC800	TON	377.47	+0.6	+0.1
Emulsion, RAPID SET	TON	354.89	+1.2	-0.1
Emulsion, SLOW SET	TON	365.06	+0.6	-0.8

PORTLAND CEMENT

Type one	TON	111.87	-1.6	-3.2
----------	-----	--------	------	-------------

MASONRY CEMENT

70-lb	BAG	8.42	+0.54	-1.24
-------	-----	------	-------	-------

CRUSHED STONE

Base course	TON	10.03	0.0	-4.2
Concrete course	TON	10.73	0.0	-0.7
Asphalt course	TON	11.02	+0.2	-1.7

SAND

Concrete	TON	9.14	+0.7	-1.2
Masonry	TON	10.95	+0.4	+3.1

READY-MIX CONCRETE

3,000 psi	CY	111.82	+0.2	+3.0
4,000 psi	CY	116.12	+0.1	+2.9
5,000 psi	CY	122.08	+0.2	+1.8

CONCRETE BLOCK

Normal weight: 8" x 8" x 16"	C	133.36	-2.3	-7.8
Lightweight: 8" x 8" x 16"	C	164.21	+0.1	+1.6
12" x 8" x 16"	C	175.41	+0.1	+0.2

This Page
Intentionally
Left Blank

Item 1B

HIDALGO COUNTY REGIONAL MOBILITY AUTHORITY

AGENDA RECOMMENDATION FORM

BOARD OF DIRECTORS	<u> X </u>	AGENDA ITEM	<u> 1B </u>
PLANNING COMMITTEE	<u> </u>	DATE SUBMITTED	<u> 08/15/16 </u>
FINANCE COMMITTEE	<u> </u>	MEETING DATE	<u> 08/23/16 </u>
TECHNICAL COMMITTEE	<u> </u>		

4

1. Agenda Item: **Report on Construction Activity for US 281/Military Highway Overpass/BSIF Connector Project.**
2. Nature of Request: (Brief Overview) Attachments: X Yes No
Report on Construction Activity for US 281/Military Highway Overpass/BSIF Connector Project – Ramon Navarro, HCRMA
3. Policy Implication: Board Policy, Local Government Code, Texas Government Code, Texas Transportation Code, TxDOT Policy
4. Budgeted: Yes No X N/A
5. Staff Recommendation: **Report only.**
6. Program Manager's Recommendation: Approved Disapproved X None
7. Planning Committee's Recommendation: Approved Disapproved X None
8. Board Attorney's Recommendation: Approved Disapproved X None
9. Chief Auditor's Recommendation: Approved Disapproved X None
10. Chief Financial Officer's Recommendation: Approved Disapproved X None
11. Construction Engineer's Recommendation: Approved Disapproved X None
12. Executive Director's Recommendation: Approved Disapproved X None



HCRMA
HIDALGO COUNTY REGIONAL MOBILITY AUTHORITY

REPORT No. 5 - JULY 2016

US281 / BSIF CONNECTOR

CSJ# 0220-01-023



EXECUTIVE SUMMARY

The Notice to Proceed (NTP) was issued to Foremost Paving on January 19, 2016, with time charges commencing on February 17, 2016.

Project is to be completed within 535 calendar days. The specified number of “calendar days” in which the work is to be completed are 7 day consecutive Julian calendar days, inclusive of Saturdays, Sundays, including all holidays, regardless of weather conditions, material availability, or other conditions not under the control of the Contractor.

The total construction cost was submitted at \$19,425,546.44

HIDALGO COUNTY REGIONAL MOBILITY AUTHORITY

PLANS OF PROPOSED ROADWAY IMPROVEMENT

CSJ : 0220 - 01 - 023, ETC.

FEDERAL AID PROJECT NO. CBI(), ETC.

US 281 (MILITARY ROAD) AND BSIF CONNECTOR

PROJECT LENGTH: US 281
ROADWAY: 9408 FT = 1.78 MI.
BRIDGE: 292 FT = 0.06 MI.
TOTAL: 9700 FT = 1.84 MI.

LIMITS: US 281 (MILITARY RD)
FROM: 0.47 MILES EAST OF SP 600
US 281 (SOUTH CAGE BLVD)
TO: FM 2557 (SOUTH STEWART ROAD)

PROJECT LENGTH: BSIF CONNECTOR
ROADWAY: 3549 FT = 0.67 MI.
BRIDGE: 0 FT = 0.00 MI.
TOTAL: 3549 FT = 0.67 MI.

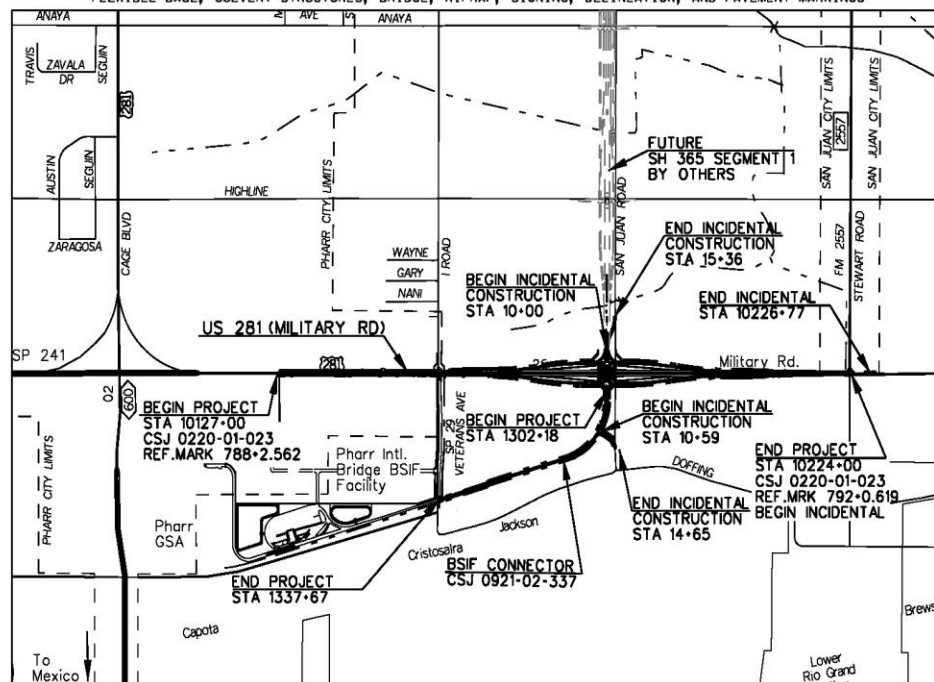
LIMITS FOR BSIF CONNECTOR:
FROM: US 281 (MILITARY RD)
TO: SP 29 (VETERANS RD)

FINAL PLAN DATA :

FINAL CONTRACT PRICE: _____
CONTRACTORS NAME: _____
CONTRACTORS ADDRESS: _____
LETTING DATE: _____
DATE WORK BEGAN: _____
DATE WORK COMPLETED: _____
DATE OF ACCEPTANCE: _____
HCRMA DATE OF ACCEPTANCE: _____
CHANGE ORDERS & SUPP. AGREEMENTS :

CONSTRUCTION OF WIDENING TO 4 LANE DIVIDED URBAN, ETC.

CONSISTING OF GRADING, CONCRETE PAVEMENT, ASPHALT, LIME TREATED SUBGRADE, FLEXIBLE BASE, CULVERT STRUCTURES, BRIDGE, RIPRAP, SIGNING, DELINEATION, AND PAVEMENT MARKINGS



SCALE: 1"=1 MI.



LEGEND

--- CITY LIMITS

PILAR RODRIGUEZ, P.E. DATE
EXECUTIVE DIRECTOR

ALL CONSTRUCTION WORK WAS PERFORMED IN ACCORDANCE WITH THE PLANS, SPECIFICATIONS AND CONTRACT. ALL PROPOSED CONSTRUCTION WAS COMPLETED UNLESS OTHERWISE NOTED.

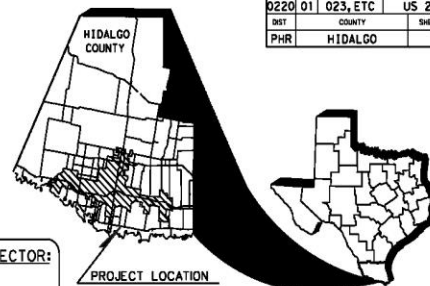
SPECIFICATIONS ADOPTED BY THE TEXAS DEPARTMENT OF TRANSPORTATION ON NOVEMBER 1, 2014 AND SPECIFICATION ITEMS LISTED AND DATED AS FOLLOWS SHALL GOVERN ON THIS PROJECT. REQUIRED CONTRACT PROVISIONS FOR FEDERAL-AID CONSTRUCTION CONTRACTS (FORM FHWA 1273, MAY 2012).

PROJECT DATA

DESIGN SPEED: 45 mph - BSIF Connector ~ STA. 1302+18 TO STA. 1337+67 60 mph - US 281 ~ STA. 10127+00 TO STA. 10224+00	FUNCTION CLASS BSIF CONNECTOR ~ LOCAL CONNECTOR US 281 ~ PRINCIPAL ARTERIAL
REGISTERED ACCESSIBILITY SPECIALIST (RAS) TDLR INSPECTION NOT REQUIRED	BRIDGE STA. 10180+85.92 TO STA. 10183+77.92
ADT 2015 - 28,600 2035 - 39,600	
EXCEPTIONS: NONE	EQUATIONS: NONE
RAILROAD CROSSINGS: NONE	

RECOMMENDED FOR LETTING : <input type="checkbox"/>	RECOMMENDED FOR LETTING : <input type="checkbox"/>
DANNENBAUM PMC PROJECT MANAGER	TxDOT DISTRICT ENGINEER
SUBMITTED FOR LETTING : <input type="checkbox"/>	APPROVED FOR LETTING : <input type="checkbox"/>
TEDSI PROJECT ENGINEER	HCRMA EXECUTIVE DIRECTOR
SUBMITTED FOR LETTING : <input type="checkbox"/>	
TxDOT ADVANCED PLANNING/ PROJECT MANAGEMENT SUPERVISOR	

FEDERAL AID PROJECT NO.				
CBI(), ETC.				
COUNTY	SECTION	JOBS	HIGHWAY	
0220	01	023, ETC	US 281	
SHEET	COUNTY		SHEET NO.	
PHR	HIDALGO		1	



LOCAL ENTITIES	
HIDALGO COUNTY DRAINAGE DISTRICT NO. 1	DATE : _____
CONCURRENCE :	
NAME	TITLE
CITY OF PHARR	DATE : _____
CONCURRENCE :	
NAME	TITLE
SAN JUAN IRRIGATION DISTRICT	DATE : _____
CONCURRENCE :	
NAME	TITLE
HIDALGO COUNTY JUDGE	DATE : _____
CONCURRENCE :	
NAME	TITLE



© 2015
Texas Department of Transportation

PROGRAM MANAGEMENT CONSULTANT
DANNENBAUM

ENGINEERING CORPORATION

1100 MILLANA LOOP, #700 SAN ANTONIO, TX 78204 (202) 983-3677





SCHEDULE & CONSTRUCTION COSTS

As of August 1, 2016, the project was 165 days into the contract, with 373 days remaining.

The project is approximately 14.5% complete based on the total construction value estimated for Payment Application (#6) in the amount of \$348,728.30; total paid to date of \$2,817,173.68 and leaving a remaining balance of \$16,608,372.76.

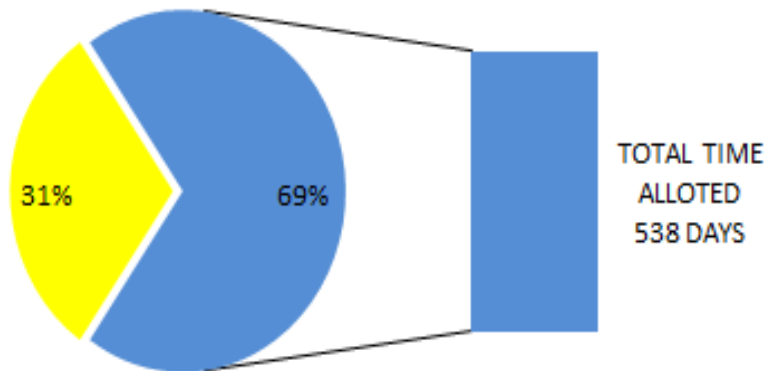
There has been 2 approved Change Order(s):

CO#1 4/26/16 2T KEBO Protective Slab	+3 days	+\$	6,623.32	.034%
CO#2 7/26/16 3A TCP / Plan Revisions			(279,383.60)	1.44%

SCHEDULE & CONSTRUCTION COSTS

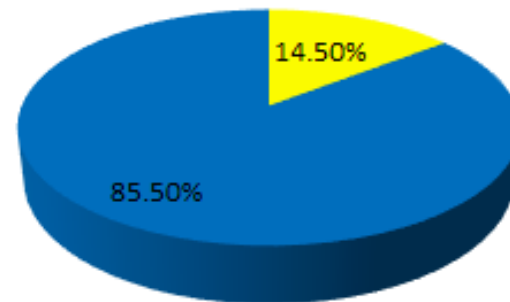
JOB TIME EXPENDED

■ TIME USED 165 DAYS ■ TIME REMAINING 373 DAYS



ESTIMATE PERCENTAGES

■ ESTIMATE COMPLETED \$2,817,173.68
■ ESTIMATE REMAINING \$16,614,996.08



Project Production



Crews continue installing underground infrastructure and the concrete paving of BSIF Connector.

Item 2A

HIDALGO COUNTY REGIONAL MOBILITY AUTHORITY

AGENDA RECOMMENDATION FORM

BOARD OF DIRECTORS	<u> X </u>	AGENDA ITEM	<u> 2A </u>
PLANNING COMMITTEE	<u> </u>	DATE SUBMITTED	<u> 08/10/16 </u>
FINANCE COMMITTEE	<u> </u>	MEETING DATE	<u> 08/23/16 </u>
TECHNICAL COMMITTEE	<u> </u>		

1. Agenda Item: **APPROVAL OF MINUTES FOR REGULAR MEETING HELD JULY 26, 2016.**
2. Nature of Request: (Brief Overview) Attachments: X Yes No

Consideration and Approval of Minutes for the Hidalgo County Regional Mobility Authority Board of Directors Regular Meeting held July 26, 2016.
3. Policy Implication: Board Policy, Local Government Code, Texas Government Code, Texas Transportation Code, TxDOT Policy
4. Budgeted: Yes No X N/A
5. Staff Recommendation: **Motion to approve the minutes for the Board of Director's Regular Meeting held July 26, 2016, as presented.**
6. Program Manager's Recommendation: Approved Disapproved X None
7. Planning Committee's Recommendation: Approved Disapproved X None
8. Board Attorney's Recommendation: X Approved Disapproved None
9. Chief Auditor's Recommendation: Approved Disapproved X None
10. Chief Financial Officer's Recommendation: Approved Disapproved X None
11. Construction Engineer's Recommendation: Approved Disapproved X None
12. Executive Director's Recommendation: X Approved Disapproved None

**STATE OF TEXAS
COUNTY OF HIDALGO
HIDALGO COUNTY REGIONAL MOBILITY AUTHORITY**

The Hidalgo County Regional Mobility Authority Board of Directors convened for a Workshop and Regular Meeting on **Tuesday, July 26, 2016**, at 5:30 pm at the Pharr City Hall, City Commission Chambers, 2nd Floor, 118 South Cage Boulevard, Pharr, Texas, with the following present:

Board Members:	S. David Deanda, Jr., Chairman	HCRMA
	Forrest Runnels, Vice-Chairman	HCRMA
	Ricardo Perez, Secretary/Treasurer	HCRMA
	Alonzo Cantu, Director	HCRMA
	Aquiles J. Garza, Jr. Director	HCRMA
	Josue Reyes, Director	HCRMA
Absent:	David Guerra, Director	HCRMA
Staff:	Pilar Rodriguez, Executive Director	HCRMA
	Ramon Navarro IV, Chief Construction Engineer	HCRMA
	Celia Gaona, Auditor/Compliance Officer	HCRMA
	Jose Castillo, Chief Financial Officer	HCRMA
	Carlos Moreno, Land Acquisition Coordinator	HCRMA
	Maria Alaniz, Administrative Assistant	HCRMA
	Blakely Fernandez, Legal Counsel	HCRMA
	Louis Jones, Program Manager	HCRMA

PLEDGE OF ALLEGIANCE

Chairman Deanda led the Pledge of Allegiance.

INVOCATION

Ms. Gaona led the Invocation.

CALL TO ORDER FOR WORKSHOP

Chairman Deanda called the workshop to order at 5:40pm.

1. Review of Quarterly Investment Report for the period ending June 30, 2016.
Mr. Rodriguez reviewed the Quarterly Investment Report for the period ending June 30, 2016.

ADJOURNMENT FOR WORKSHOP

CALL TO ORDER FOR REGULAR MEETING AND ESTABLISH A QUORUM

Chairman Deanda called the Regular Meeting to order at 5:42 pm.

PUBLIC COMMENT

None

1. REPORTS

- A. Report on Program Manager Activity for 365 Tollway and IBTC – Louis Jones, Dannenbaum Engineering.
Louis Jones and Eric Davila, Dannenbaum Engineering, reported on the progress to date for the 365 Tollway and IBTC Projects. No action taken.
- B. Report on Construction Activity for US 281/Military Highway Overpass/BSIF Connector Project – Ramon Navarro, HCRMA.
Ramon Navarro, Chief Construction Engineer for the HCRMA, reported on Construction Activity for US 281/Military Highway Overpass/BSIF Connector Project. No action taken.

2. CONSENT AGENDA.

Motion by Forrest Runnels, with a second by Rick Perez, to approve the Consent Agenda. Motion carried unanimously.

- A. Approval of Minutes for Regular Meeting held June 28, 2016.
Approved the Minutes for the Regular Meeting held June 28, 2016 as presented.
- B. Approval of Project & General Expense Report for the period from June 9, 2016 to July 11, 2016.
Approved the Project & General Expense Report for the period from June 9, 2016 to July 11, 2016.
- C. Approval of Financial Report for June 2016.
Approved the Financial Report for June 2016.
- D. Approval of Quarterly Investment Report for the period ending June 30, 2016.
Approved the Quarterly Investment Report for the period ending June 30, 2016.
- E. Resolution 2016-93 – Approval of correction of scrivener error for Contract Amendment Number 5 to the Professional Service Agreement with Raba Kistner to increase the maximum payable amount for Work Authorization Number 4 & 5.
Approved Resolution 2016-93 – Approval of correction of scrivener error for Contract Amendment Number 5 to the Professional Service Agreement with Raba Kistner to increase the maximum payable amount for Work Authorization Number 4 & 5 in the amount of \$60,481.26.
- F. Resolution 2016-94 – Approval of correction of scrivener error for Work Authorization Number 1 to the Professional Service Agreement with R. Gutierrez Engineering for parcel plats and descriptions for the International Bridge Trade Corridor Project.
Approved Resolution 2016-94 – Approval of correction of scrivener error for Work Authorization Number 1 to the Professional Service Agreement with R. Gutierrez Engineering for parcel plats and descriptions for the International Bridge Trade Corridor Project in the amount of \$8.00.
- G. Resolution 2016-95 – Approval of correction of scrivener error for Contract Amendment Number 2 to the Professional Service Agreement with Halff Associates to increase the maximum payable amount for Work Authorization Number 2.
Approved Resolution 2016-95 – Approval of correction of scrivener error for Contract Amendment Number 2 to the Professional Service Agreement with Halff Associates to increase the maximum payable amount for Work Authorization Number 2 in the amount of \$0.75.

- H. Resolution 2016-96 – Approval of correction of scrivener error for various Supplementals to the Professional Service Agreement with Atkins North America to provide environmental clearance documents for the State Highway 365 Project.
Approved Resolution 2016-96 – Approval of correction of scrivener error for various Supplementals to the Professional Service Agreement with Atkins North America to provide environmental clearance documents for the State Highway 365 Project in the amount of \$0.80.
- I. Resolution 2016-97 – Approval of Work Authorization Number 3 – Supplemental Number 1 to the Professional Service Agreement with SAMES Engineering for a no-cost time extension for parcel revision to the 365 Tollway Project.
Approved Resolution 2016-97 – Approval of Work Authorization Number 3 – Supplemental Number 1 to the Professional Service Agreement with SAMES Engineering for a no-cost time extension for parcel revision to the 365 Tollway Project.
- J. Resolution 2016-98 – Approval of Work Authorization Number 6 to the Professional Service Agreement with SAMES Engineering to provide parcel 7, 7B and 9P2 for Segment 2 to the 365 Tollway Project.
Approved Resolution 2016-98 – Approval of Work Authorization Number 6 to the Professional Service Agreement with SAMES Engineering to provide parcel 7, 7B and 9P2 for Segment 2 to the 365 Tollway Project in the amount of \$4,080.00.
- K. Resolution 2016-99 – Approval of Contract Amendment Number 3 to the Professional Service Agreement with SAMES Engineering to increase the maximum payable amount for Work Authorization Number 6.
Approved Resolution 2016-99 – Approval of Contract Amendment Number 3 to the Professional Service Agreement with SAMES Engineering to increase the maximum payable amount for Work Authorization Number 6 by \$4,080.00 for a revised maximum payable amount of \$60,052.50.
- L. Resolution 2016-100 – Approval of Work Authorization Number 4 – Supplemental Number 1 to the Professional Service Agreement with TEDSI Infrastructure for a no-cost time extension for the 365 Tollway Project.
Approved Resolution 2016-100 – Approval of Work Authorization Number 4 – Supplemental Number 1 to the Professional Service Agreement with TEDSI Infrastructure for a no-cost time extension for the 365 Tollway Project.

3. REGULAR AGENDA

- A. Resolution 2016-89 – Approval of deduct Change Order Number 2 to the Construction Contract with Foremost Paving, Inc. to adjust plan quantities for the US 281/Military Highway Overpass/BSIF Connector Project.
Motion by Josue Reyes with a second by Forrest Runnels, to approve Resolution 2016-89 – Approval of deduct Change Order Number 2 to the Construction Contract with Foremost Paving, Inc. in the amount of (\$279,383.61) to adjust plan quantities for the US 281/Military Highway Overpass/BSIF Connector Project. Motion carried unanimously.
- B. Resolution 2016-90 – Authorization to solicit and hire a full time Administrative Assistant and a Licensed Engineer for the Hidalgo County Regional Mobility Authority.
Motion by Josue Reyes, with a second by Aquiles Garza to discuss Item 3b under Executive Session. Motion carried unanimously.
Motion by Forrest Runnels, with a second by Rick Perez, to enter into Executive Session to consult with the Board Attorney on legal issues pertaining to Item 3B under Section 551.071 of the Texas Government Code at 6:04 pm. Motion carried unanimously.
Motion by Josue Reyes, with a second by Aquiles Garza, to reconvene regular meeting at 6:20 pm. Motion carried unanimously.

Motion by Aquiles Garza with a second by Forrest Runnels, to approve Resolution 2016-90 – Authorization to solicit and hire a full time Administrative Assistant and a Licensed Engineer for the Hidalgo County Regional Mobility Authority. Motion carried unanimously.

- C. Resolution 2016-91 – Approval of an Interlocal Agreement with the Texas Department of Transportation to amend the Oversized and Overweight Corridor adding FM 1015 from the Progreso International Bridge and US Highway 83 Business from FM 1015 to Pleasantview Drive.

Motion by Josue Reyes, with a second by Rick Perez, to approve Resolution 2016-91 – Approval of an Interlocal Agreement with the Texas Department of Transportation to amend the Oversized and Overweight Corridor adding FM 1015 from the Progreso International Bridge and US Highway 83 Business from FM 1015 to Pleasantview Drive. Motion carried unanimously.

- D. Resolution 2016-92 – Approval of Advance Funding Agreement Amendment Number 2 with the Texas Department of Transportation for the US 281/Military Highway Overpass/BSIF Connector Project.

Motion by Alonzo Cantu, with a second by Rick Perez, to approve Resolution 2016-92 – Approval of Advance Funding Agreement Amendment Number 2 with the Texas Department of Transportation for the US 281/Military Highway Overpass/BSIF Connector Project. Motion carried unanimously.

4. CHAIRMAN'S REPORT

- A. None.

5. TABLED ITEMS

- A. Resolution 2016-87 – Approval of an Interlocal Agreement between the Cameron County Regional Mobility Authority and the Hidalgo County Regional Mobility Authority for Advance Project Development of FM 1925 (Monte Cristo Road) from I69 Central to I69 East.

Motion by Forrest Runnels, with a second by Josue Reyes, to remove Item 5A, Resolution 2016-92 – Approval of Advance Funding Agreement Amendment Number 2 with the Texas Department of Transportation for the US 281/Military Highway Overpass/BSIF Connector Project from a tabled item. Motion carried unanimously.

Motion by Aquiles Garza, with a second by Josue Reyes, to approve Resolution 2016-87 – Approval of an Interlocal Agreement between the Cameron County Regional Mobility Authority and the Hidalgo County Regional Mobility Authority for Advance Project Development of FM 1925 (Monte Cristo Road) from I69 Central to I69 East in Substantial Final Form, subject to final approval from Legal Counsel. Motion carried unanimously

6. EXECUTIVE SESSION, CHAPTER 551, TEXAS GOVERNMENT CODE, SECTION 551.071 (CONSULTATION WITH ATTORNEY), SECTION 551.072 (DELIBERATION OF REAL PROPERTY) AND SECTION 551.074 (PERSONNEL MATTERS)

Motion by Josue Reyes, with a second by Forrest Runnels, to enter into Executive Session to consult with the Board Attorney on legal issues pertaining to Item 6C under Section 551.071 of the Texas Government Code at 6:26 pm. Motion carried unanimously.

- A. Consultation with Board Attorney on legal issues pertaining to the Project Development, Operation & Maintenance Agreement for State Highway 365 and Advance Funding Agreement for US 281/Military Highway Overpass Projects (Section 551.071 T.G.C.).

No action taken.

- B. Consultation with Board Attorney on legal issues pertaining to the Texas Department of Transportation State Infrastructure Bank Loan for the 365 Tollway Project (Section 551.071 T.G.C.).

No action taken.

- C. Consultation with Board Attorney on legal issues pertaining to Professional Service Agreements for Engineering, Surveying and Environmental Services (Section 551.071 T.G.C.).

No action taken.

- D. Consultation with Board Attorney on legal issues pertaining to the deliberation of real property for the 365 Tollway and International Bridge Trade Corridor Projects (Sections 551.071 and 551.072 T.G.C.).

No action taken.

- E. Consultation with Board Attorney on legal issues pertaining to Early Right of Way Acquisition and environmental clearance process for the 365 Tollway, International Bridge Trade Corridor and State Highway 68 Projects (Section 551.071 T.G.C.).

No action taken.

- F. Consultation with Board Attorney on legal issues pertaining to the use of Eminent Domain to acquire property required to complete the project alignments of the 365 Tollway and the International Bridge Trade Corridor Projects (Sections 551.071 and 551.072 T.G.C.).

No action taken.

- G. Consultation with Board Attorney on legal issues pertaining to the proposed South Texas Class I Rail Project (Section 551.071 T.G.C.).

No action taken.

Motion by Forrest Runnels, with a second by Josue Reyes, to reconvene meeting at 6:34 pm. Motion carried unanimously.

ADJOURNMENT

There being no other business to come before the Board of Directors, the meeting was adjourned at 6:34 pm.

S. David Deanda, Jr, Chairman

Attest:

Ricardo Perez, Secretary/Treasurer

This Page
Intentionally
Left Blank

Item 2B

HIDALGO COUNTY REGIONAL MOBILITY AUTHORITY

AGENDA RECOMMENDATION FORM

BOARD OF DIRECTORS	<u> X </u>	AGENDA ITEM	<u> 2B </u>
PLANNING COMMITTEE	<u> </u>	DATE SUBMITTED	<u> 08/15/16 </u>
FINANCE COMMITTEE	<u> </u>	MEETING DATE	<u> 08/23/16 </u>
TECHNICAL COMMITTEE	<u> </u>		

1. Agenda Item: **APPROVAL OF PROJECT AND GENERAL EXPENSE REPORT FROM JULY 12, 2016 THROUGH AUGUST 8, 2016**

2. Nature of Request: (Brief Overview) Attachments: X Yes No

Consideration and approval of project and general expense report for the period from July 12, 2016 to August 8, 2016.

3. Policy Implication: Board Policy, Local Government Code, Texas Government Code, Texas Transportation Code, TxDOT Policy

4. Budgeted: X Yes No N/A Funding Source: VRF Bond

General Account	\$ 91,027.25
VRF Bond Account	\$ 1,067,586.13
R.O.W Services	\$ 14,001.11
Total Project Expenses for Reporting Period	\$ 1,172,614.49
 Fund Balance after Expenses	 \$ 12,007,059

5. Staff Recommendation: **Motion to approve the project and general expense report for the period from July 12, 2016 to August 8, 2016 as presented.**

6. Program Manager's Recommendation: X Approved Disapproved None

7. Planning Committee's Recommendation: Approved Disapproved X None

8. Board Attorney's Recommendation: Approved Disapproved X None

9. Chief Auditor's Recommendation: X Approved Disapproved None

10. Chief Financial Officer's Recommendation: X Approved Disapproved None

11. Chief Construction Engineer's Recommendation: X Approved Disapproved None

12. Executive Director's Recommendation: X Approved Disapproved None



Memorandum

To: S. David Deanda Jr., Chairman
From: Pilar Rodriguez, PE, Executive Director
Date: August 15, 2016
Re: **Expense Report for the Period from July 12, 2016 to August 8, 2016**

Attached is the expense report for the period commencing on July 12, 2016 and ending on August 8, 2016.

Expenses for the General Account total \$91,027.25, the VRF Bond Account total \$1,067,586.13, and for the ROW Services total \$14,001.11. The aggregate expense for the reporting period is \$1,172,614.49.

Based on review by this office, **approval of expenses for the reporting period is recommended in the aggregate amount of \$1,172,614.49.**

This leaves a fund balance (all funds) after expenses of \$12,007,059.

If you should have any questions or require additional information, please advise.

**July 06-Aug 8
August 2016**

Plains Capital 41

	Make Check Payable to	Inv Date	Memo:	Date Work Performed	Amount
Wages & Benefits	52900-1000 City of Pharr	7/28/2016	Inv. HC072816	07/8/16 & 7/22/2016	\$ 64,451.54
Office Supplies	52900-1100 Office Depot	7/22/2016	Inv. 852375191001, 852374624001, 852260123001, 852259179001, 854705822001	7/22/2016, 07/21/2016 08/05/2016	\$ 483.53
	52900-1100 ULINE	7/11/2016	Inv. 78410643		60.84
Postage/Courier	52900-1611 A Fast Delivery	8/2/2016	Inv. 2016002343	July 2016	\$ 107.50
Telephone	52900-1606 Verizon Wireless	7/27/2016	Inv. 9767961178	July 2016	\$ 169.80
Travel & Training	52900-1660 Flor Koll	8/1/2016	Mileage Reimbursement	July	\$ 57.78
	52900-1660 Carlos Moreno, Jr.	8/9/2016	Travel Reimbursement	08/02/2016-08/05/2016	\$ 637.22
Legal Fees	52900-1710 Bracewell	8/9/2016	Inv. 21657025	July 2016	\$ 5,204.56
Rental Contractual	52900-1715 City of Pharr	8/1/2016	Inv. HC080116	July 2016	\$ 1,969.60
	52900-1607 City of Pharr	7/13/2016	Inv. 518-01-2015	Feb 2014 to Feb 2015	\$ 4,650.00
	52900-1607 City of Pharr	7/13/2016	Inv. 518-01-2016	Feb 2015 to Feb 2016	\$ 9,200.00
	52900-1715-1 Dahill	7/15/2016	Inv. 31577681-34	7/22/2016-08/21/2016	\$ 905.35
Professional Services	52900-1716 Pena Designs	7/29/2016	Inv. 49	July 1-31, 2016	\$ 200.00
	see attach. Credit Card Services	8/3/2016	3602	7/04/2016-08/03/2016	\$ 1,285.31
	see attach. Credit Card Services	8/3/2016	3560	7/04/2016-08/03/2017	\$ 1,644.22
					\$ 91,027.25

Wilmington Trust 43

Requisition 2016-08 Proejcts					
Engineering Services	52900-8810-1 Teds	8/2/2016	Inv. 20162802	04/2016-07/216	\$ 9,942.96
	52900-8820-1 Teds	8/1/2016	Inv. 20162802	07/01/2016-07/31/216	\$ 9,942.95
	52900-8810-1 Teds	8/1/2016	Inv. 20162803	07/01/2016-07/31/216	\$ 52,574.57
	52900-8820-1 L&G Engineering	8/4/2016	Inv. 11325832	07/01/2016-07/31/2016	\$ 32,639.43
	52900-8820-1 S&B	7/6/2016	Inv. 23 on WA# 2 SH 365 Segment 1	06/01/2016-06/30/2016	\$ 281.63
	52900-8820-1 S&B	7/6/2016	Inv. 24 on WA# 2 SH 365 Segment 1	07/01/2016-07/31/2016	\$ 145,523.05
	52900-8820-1 S&B	7/7/2016	Inv. 12 on WA# 1 SH 365 Segment 1	06/01/2016-06/30/2016	\$ 4,287.48
Environmental Services	52900-8810 Atkins	7/6/2016	IBTC Inv. 1837256	04/11/2016-04/29/2016	\$ 10,998.88
Construction	52900-8830-4 Foremost Paving, Inc.	8/9/2016	Inv. 6	July 2016	\$348,728.30
	52900-8830-4 Terracon	8/3/2016	Inv. T797444 WA 1	July 2016	\$ 1,097.67
	52900-8830-4 TxDOT Construction Division	7/18/2016	Inv. CST 00000822	July 2016	\$ 3,395.49
	52900-8750 SHI Government Solutions, Inc.	8/11/2016	Inv. GB00204233	8/11/2016	\$ 1,818.60
Program Management	52900-8800 Dannenbaum	8/5/2016	Inv. 4652-01/57/XV	July 2016	\$ 240,340.14
Legal Fees	52900-8710 Bracewell	8/9/2016	Inv. 21657026	July 2016	\$ 9,232.50
	52900-8710 Law Office of Richard A. Cantu	8/3/2016	Inv. 10303	July 2016	\$ 7,759.38
Acquisition Services	52900-8810-2 Sendero Acquisitions	7/31/2016	Inv. 7312016SH365	July 2016	\$ 75,070.00
	52900-8820-2 Sendero Acquisitions	7/31/2016	Inv. 7312016IBTC	July 2016	\$ 4,125.00
R.O.W. Services	52900-8810-3 SAMES	8/3/2016	Inv. 2 IBTC WA# 5	07/01/16-07/31/16	\$ 8,607.50
	52900-8810-3 SAMES	8/3/2016	Inv. 1 IBTC WA# 6	07/01/16-07/31/17	\$ 4,080.00
	52900-8820-3 Top Cut Lawn Care, Inc.	7/15/2016	Inv. 58473	July 2016	\$ 1,433.25
					\$ 971,878.78

Payee	PAID	Requisition	Project	Amount
52900-8999-2 Plains Capital	8/1/2016	2016-11 Project	US281 Overpass-BSIF	\$ 95,707.35
				\$ 95,707.35

	Payee	DATE PD	Requisition	Project	Amount
R.O.W. Services	52900-8810-3 Antonio Banda	7/22/2016	Requisition 2016-06 (ME)	365 Tollway	\$ 900.00
	52900-8810-3 Petroleum Solutions, Inc.	8/1/2016	Requisition 2016-07 (ME)	365 Tollway	\$ 8,793.75
	52900-8810-3 Dora Cantu Magallan	8/2/2016	Requisition 2016-08 (ME)	365 Tollway	\$ 1,000.00
	52900-8810-3 Dagoberto & Rosa Linda Magallan	8/2/2016	Requisition 2016-09 (ME)	365 Tollway	\$ 2,050.00
	52900-8830-4 Plains Capital	8/4/2016	Requisition 2016-29 ROW	US281 Overpass-BSIF	\$ 1,257.36
					\$ 14,001.11

Sub Total - General	\$ 91,027.25
Sub Total - Projects	\$ 1,067,586.13
Sub Total - R.O.W.	\$ 14,001.11
Total	\$ 1,172,614.49

Approved: _____
S. David Deanda, Jr., Chairman

Recommend Approval: _____
Pilar Rodriguez, Executive Director

Approved _____
Ricardo Perez, Secretary/Treasurer

Date Approved 8/23/2016



INVOICE

City of Pharr, Texas
Attn: Lizette Gomez, Treasury Coordinator

DATE: JULY 28, 2016

P.O. Box 1729
Pharr, Texas 78577
Phone 956-402-4150 ext. 1908
Fax 956-702-5318

TO HCRMA
Attn: Pilar Rodriguez, Executive Director
118 S. Cage Blvd., 4th Floor
Pharr, TX 78577
(956)607-8330

CONTACT PERSON	PAST DUE	CURRENT	AMOUNT TO PAY	DUE DATE	INVOICE NUMBER
Lizette Gomez		\$ 64,451.54	\$ 64,451.54	08/30/16	HC072816

QTY	ITEM #	DESCRIPTION	UNIT PRICE	DISCOUNT	LINE TOTAL
		PAYROLL JULY 2016			
		PAYDATES: 7/8/16 & 7/22/16			
		GROSS SALARIES			\$ 53,418.84 ✓
		SS FICA			\$ 2,973.21 ✓
		MC FICA			\$ 754.53 ✓
		BLUE CROSS BLUE SHIELD			\$ 3,130.12 ✓
		EAP			\$ 9.48 ✓
		LIFE INSURANCE			\$ 25.56 ✓
		TMRS			\$ 3,202.80 ✓
		(Less Assgn Pay/Taxes: Pilar Rodriguez)			(\$ 263.00) ✓
16		PROCESSING FEE	75.00		\$ 1,200.00 ✓
			TOTAL DISCOUNT	0.00	0.00
			SUBTOTAL		\$ 64,451.54
			SALES TAX		0.00
			TOTAL		\$ 64,451.54 ✓

Make all checks payable to: City of Pharr

THANK YOU!

PLEASE DO NOT STAPLE OR FOLD. THANK YOU



Office Depot, Inc
PO BOX 630813
CINCINNATI OH
45263-0813

ORIGINAL INVOICE

10000

THANKS FOR YOUR ORDER

Contact Number For:
Account Inquiries: (888) 263-3423
Order Inquiries: (800) 721-6592

Federal ID # 59-2663954

INVOICE NUMBER	AMOUNT DUE	PAGE NUMBER
852260123001	\$72.48	1 of 1
INVOICE DATE	TERMS	PAYMENT DUE
07/22/2016	Net 30	08/21/2016

Bill To: ATTN: ACCTS PAYABLE
HIDALGO COUNTY REGIONAL MOBILI
510 S PLEASANTVIEW DR
WESLACO TX 78596-9104
|||||

Ship To : HIDALGO COUNTY REGIONAL MOBILI
100 S AUSTIN DR STE D
PHARR TX 78577-8659

ACCOUNT NUMBER		ACCOUNT MANAGER	SHIP TO ID		ORDER NUMBER		ORDER DATE		SHIPPED DATE	
52659110		Rodriguez, Florita Jimenez	CONSTDEPT		852260123001		07/20/2016		07/22/2016	
BILLING ID	PURCHASE ORDER		RELEASE		ORDERED BY		DESKTOP		COST CENTER	
8430570	2016-002				FLOR KOLL					
CATALOG ITEM # / MANUF CODE		DESCRIPTION / CUSTOMER ITEM #		U/M TAX	QTY ORD	QTY SHIP	QTY B/O	UNIT PRICE		EXTENDED PRICE
876813 12CC01		SHREDDER,12SHT,XCUT 876813		EA	1	1	0	72.480		72.48

Amor Jimenez 7/26/16

SUB-TOTAL	72.48
DISCOUNT	0.00
DELIVERY	0.00
MISCELLANEOUS	0.00
SALES TAX	0.00
TOTAL	72.48

ALL AMOUNTS ARE BASED ON USD CURRENCY

To return supplies, please repack in original box and insert our packing list, or copy of this invoice. Please note problem so we may issue credit or replacement, whichever you prefer. Please do not ship collect. Please do not return furniture or machines until you call us first for instructions. Shortage or damage must be reported within 5 days after delivery.

▲ DETACH HERE ▲

CUSTOMER NAME	BILLING ID	INVOICE NUMBER	INVOICE DATE	INVOICE AMOUNT
HIDALGO COUNTY REGIONAL MOBILI	8430570	852260123001	07/22/2016	\$72.48

AMOUNT ENCLOSED

FL0 084305705 8522601230019 00000007248 1 4

PLEASE
SEND YOUR
CHECK TO:
OFFICE DEPOT
PO BOX 88040
CHICAGO IL 60680-1040

PLEASE RETURN THIS STUB WITH YOUR PAYMENT TO
ENSURE PROMPT CREDIT TO YOUR ACCOUNT.

PLEASE DO NOT STAPLE OR FOLD. THANK YOU

PLEASE DO NOT STAPLE OR FOLD. THANK YOU



Office Depot, Inc
PO BOX 630813
CINCINNATI OH
45263-0813

ORIGINAL INVOICE

10000

THANKS FOR YOUR ORDER

Contact Number For:
Account Inquiries: (888) 263-3423
Order Inquiries: (800) 721-6592

Federal ID # 59-2663954

INVOICE NUMBER	AMOUNT DUE	PAGE NUMBER
854705822001	\$82.78	1 of 1
INVOICE DATE	TERMS	PAYMENT DUE
08/06/2016	Net 30	09/11/2016

Bill To: ATTN: ACCTS PAYABLE
HIDALGO COUNTY REGIONAL MOBILI
510 S PLEASANTVIEW DR
WESLACO TX 78596-9104
|||||

Ship To : HIDALGO COUNTY REGIONAL MOBILI
100 S AUSTIN DR STE D
PHARR TX 78577-8659

ACCOUNT NUMBER		ACCOUNT MANAGER	SHIP TO ID		ORDER NUMBER		ORDER DATE		SHIPPED DATE	
52659110		Rodriguez, Florita Jimenez	CONSTDEPT		854705822001		08/02/2016		08/06/2016	
BILLING ID	PURCHASE ORDER		RELEASE		ORDERED BY		DESKTOP		COST CENTER	
8430570	2016				FLOR KOLL					
CATALOG ITEM # / MANUF CODE		DESCRIPTION / CUSTOMER ITEM #		U/M TAX	QTY ORD	QTY SHIP	QTY B/O	UNIT PRICE		EXTENDED PRICE
505905 1000062		Bus Crd,FC Tx BWL,4/0 505905		BX	1	1	0	41.390		41.39
505905 1000062		Bus Crd,FC Tx BWL,4/0 505905		BX	1	1	0	41.390		41.39

Handwritten signature and date: 8/15/16

SUB-TOTAL	82.78
DISCOUNT	0.00
DELIVERY	0.00
MISCELLANEOUS	0.00
SALES TAX	0.00
TOTAL	82.78

ALL AMOUNTS ARE BASED ON USD CURRENCY

To return supplies, please repack in original box and insert our packing list, or copy of this invoice. Please note problem so we may issue credit or replacement, whichever you prefer. Please do not ship collect. Please do not return furniture or machines until you call us first for instructions. Shortage or damage must be reported within 5 days after delivery.

▲ DETACH HERE ▲

CUSTOMER NAME	BILLING ID	INVOICE NUMBER	INVOICE DATE	INVOICE AMOUNT	AMOUNT ENCLOSED
HIDALGO COUNTY REGIONAL MOBILI	8430570	854705822001	08/06/2016	\$82.78	

FL0 084305705 8547058220015 00000008278 1 9

PLEASE
SEND YOUR
CHECK TO:
OFFICE DEPOT
PO BOX 88040
CHICAGO IL 60680-1040

PLEASE RETURN THIS STUB WITH YOUR PAYMENT TO
ENSURE PROMPT CREDIT TO YOUR ACCOUNT.

PLEASE DO NOT STAPLE OR FOLD. THANK YOU



1-800-295-5510

uline.com

PO Box 88741 • Chicago IL 60680-1741

INVOICE NO.

78410643

**

INVOICE

ULINE FED ID#: 36-3684738

SHIPPING SUPPLY SPECIALISTS

THANK YOU FOR YOUR ORDER. ULINE CUSTOMER SINCE 2016

YOUR ORDER # 82713530

SOLD TO:

SHIP TO:

MDG2014 00018053 1 MB 0419 12463606


HIDALGO COUNTY
REGIONAL MOBILITY AUTHORITY
PO BOX 1766
PHARR TX 78577-1633HIDALGO COUNTY REG MOBILITY
118 S CAGE BLVD FL 4
PHARR TX 78577-4810


U100-9-201

CUSTOMER NO.	PURCHASE ORDER NO.	SHIP VIA	ORDER DATE	DATE SHIPPED	TERMS	INVOICE DATE
12463606	FLOR	UPS GROUND	7/11/16	7/11/16	NET 30 DAYS	7/11/16
QUANTITY			ITEM NUMBER	DESCRIPTION	UNIT PRICE	EXTENDED PRICE
ORDERED	U/M	BACK ORDERED				
1	EA		H-3757	10" MEASURING WHEEL - SINGLE	49.00	49.00

RECEIVED

JUL 19 2016

By 



ORDER PLACED BY: FLOR KOLL

INTERNET /T

SUB-TOTAL

49.00

SALES TAX

.00

FRT/HNDLING

11.84

AMOUNT DUE

60.84

PLEASE PAY FROM
THIS INVOICE
REFER TO THIS
INVOICE NUMBER
WHEN CONTACTING
US REGARDING
THIS TRANSACTION.

CUSTOMER NAME	CUSTOMER NUMBER	INVOICE NUMBER	INVOICE DATE	AMOUNT DUE
HIDALGO COUNTY	12463606	78410643	7/11/16	60.84

AMOUNT ENCLOSED

IF DIFFERENT THAN AMOUNT DUE \$ _____

EXPLAIN DIFFERENCES ON REVERSE SIDE

MAKE CHECK
PAYABLE AND
MAIL TO:ULINE
ATTN: ACCOUNTS RECEIVABLE
PO BOX 88741
CHICAGO IL 60680-1741IMPORTANT - PLEASE DETACH AND RETURN THIS
PORTION TO INSURE PROPER CREDIT

1246360600784106431607110000060841

nnnnnn 01 01 018053 019924P

Inv #2016002343

INVOICE

8/2/2016

A-FAST DELIVERY, LLC
 P.O. Box 530402
 Harlingen, TX 78553
 Phone: (956) 425-7333
 Fax: (956) 425-3075
 Tax I.D. 27-1584703

RATE INCREASE AS OF 02/01/2016. FEEL FREE TO
 CALL FOR NEW RATES.

HCRMA
 118 S CAGE
 PHARR, TX 78577

This Invoice includes Completed Jobs delivered on or before 7/31/2016.

ITEMIZED LISTING

JobNumber	Priority	Legs	Drop Date	Requestor	Reference	Amount Due
2016017059	REGULAR		7/20/2016	SG/MARIA		\$8.25
From:	HCRMA - 118 S CAGE 4TH FLOOR - PHARR, TX					
To:	RIO BANK - 401 N BENTSEN PALM DRIVE - MISSION, TX					
Released:	7/20/2016 8:00 am		Dropped Off: 7/20/2016 11:00 am			
2016017170	REGULAR		7/20/2016	TS/MARIA		\$9.25
From:	HCRMA - 118 S CAGE 4TH FLOOR - PHARR, TX					
To:	HIDALGO CO PCT 1 - 1902 JOE STEPHENS - A C CUELLAR - WESLACO, TX 78596					
Released:	7/20/2016 2:37 pm		Dropped Off: 7/20/2016 4:20 pm			
2016017171	REGULAR		7/20/2016	TS/MARIA		\$8.25
From:	HCRMA - 118 S CAGE 4TH FLOOR - PHARR, TX					
To:	HIDALGO CO PCT3 JOE FLORES - 724 N BREYFOGAL - MISSION, TX 78572					
Released:	7/20/2016 2:38 pm		Dropped Off: 7/20/2016 4:20 pm			
2016017172	REGULAR		7/20/2016	TS/MARIA		\$8.25
From:	HCRMA - 118 S CAGE 4TH FLOOR - PHARR, TX					
To:	RIO BANK - 401 N BENTSEN PALM DRIVE - MISSION, TX					
Released:	7/20/2016 2:39 pm		Dropped Off: 7/20/2016 4:30 pm			
2016017173	REGULAR		7/20/2016	TS/MARIA		\$7.50
From:	HCRMA - 118 S CAGE 4TH FLOOR - PHARR, TX					
To:	CANTU CONSTRUCTION - 5221 N MCCOLL - MCALLEN, TX					
Released:	7/20/2016 2:40 pm		Dropped Off: 7/20/2016 4:35 pm			
2016017174	REGULAR		7/20/2016	TS/MARIA		\$7.50
From:	HCRMA - 118 S CAGE 4TH FLOOR - PHARR, TX					
To:	HIDALGO CO JUDGE RAMON GARCIA - 100 E CANO STE 201 - EDINBURG, TX 78539					
Released:	7/20/2016 2:40 pm		Dropped Off: 7/20/2016 3:58 pm			
2016017175	REGULAR		7/20/2016	TS/MARIA		\$7.50
From:	HCRMA - 118 S CAGE 4TH FLOOR - PHARR, TX					
To:	LONE STAR NATIONAL - 520 E NOLANA - MCALLEN, TX					
Released:	7/20/2016 2:41 pm		Dropped Off: 7/20/2016 4:23 pm			
2016017176	REGULAR		7/20/2016	TS/MARIA		\$7.50
From:	HCRMA - 118 S CAGE 4TH FLOOR - PHARR, TX					
To:	HIDALGO CO PCT4 JOSEPH PALACIO - 1051 N DOOLITTLE - EDINBURG, TX					
Released:	7/20/2016 2:41 pm		Dropped Off: 7/20/2016 4:11 pm			
2016017177	REGULAR		7/20/2016	TS/MARIA		\$7.00
From:	HCRMA - 118 S CAGE 4TH FLOOR - PHARR, TX					
To:	HIDALGO CO PCT EDDIE CANTU - 300 W HALL ACRES - PHARR, TX					
Released:	7/20/2016 2:41 pm		Dropped Off: 7/20/2016 3:38 pm			

JobNumber	Priority	Legs	Drop Date	Requestor	Reference	Amount Due
2016017178	REGULAR		7/20/2016	TS/MARIA		\$7.50
From:	HCRMA - 118 S CAGE 4TH FLOOR - PHARR, TX					
To:	DANNEN BAUM ENGINEERING - 1109 NOLANA LOOP STE 208 - MCALLEN, TX 78501					
Released:	7/20/2016 2:42 pm		Dropped Off:	7/20/2016 4:14 pm		
2016017179	REGULAR		7/20/2016	TS/MARIA		\$7.00
From:	HCRMA - 118 S CAGE 4TH FLOOR - PHARR, TX					
To:	TEXAS DEPT OF TRANSPORTATION - 600 W EXPWY 83 - PHARR, TX 78577					
Released:	7/20/2016 2:42 pm		Dropped Off:	7/20/2016 3:25 pm		
2016017180	REGULAR		7/20/2016	TS/MARIA		\$7.50
From:	HCRMA - 118 S CAGE 4TH FLOOR - PHARR, TX					
To:	IBC BANK - 1 S BROADWAY - MCALLEN, TX 78501					
Released:	7/20/2016 2:42 pm		Dropped Off:	7/20/2016 4:01 pm		
2016017181	REGULAR		7/20/2016	TS/MARIA		\$7.00
From:	HCRMA - 118 S CAGE 4TH FLOOR - PHARR, TX					
To:	JIMMY GARZA - 1413 W MILITARY RD - PHARR, TX					
Released:	7/20/2016 2:42 pm		Dropped Off:	7/20/2016 3:52 pm		
2016017182	REGULAR		7/20/2016	TS/MARIA		\$7.50
From:	HCRMA - 118 S CAGE 4TH FLOOR - PHARR, TX					
To:	EIA PROPERTIES - 506 E CANTON - EDINBURG, TX					
Released:	7/20/2016 2:43 pm		Dropped Off:	7/20/2016 3:42 pm		

Number of Jobs: 14

Total Charges:	\$107.50
Total Credits:	\$0.00
Amount Due:	\$107.50



PO BOX 4001
ACWORTH, GA 30101

0004025 02 MB 0.416 **AUTO T2 0 3071 78577-163366 -C22-P04029-1



HIDALGO COUNTY REGINAL MOBILIT
FLOR HOLL
PO BOX 1766
PHARR, TX 78577-1633



Manage Your Account	Account Number	Date Due
www.vzw.com/mybusinessaccount	742048571-00001	07/27/16
Change your address at http://sso.verizonenterprise.com	Invoice Number	9767961178

Quick Bill Summary

Jun 02 – Jul 01

Previous Balance <i>(see back for details)</i>	\$437.00
Payment – Thank You	-\$437.00
Balance Forward	\$0.00
Monthly Charges	\$169.76
Usage and Purchase Charges	
Messaging	\$.04
Data	\$.00
Taxes, Governmental Surcharges & Fees	\$.00
Total Current Charges	\$169.80

Total Charges Due by July 27, 2016 **\$169.80**

Pay from phone	Pay on the Web	Questions:
#PMT (#768)	At vzw.com/mybusinessaccount	1.800.922.0204 or *611 from your phone



HIDALGO COUNTY REGINAL MOBILIT
FLOR HOLL
PO BOX 1766
PHARR, TX 78577-1633

Bill Date July 01, 2016
Account Number 742048571-00001
Invoice Number 9767961178

Total Amount Due

deducted from bank account on 07/26/16
DO NOT MAIL PAYMENT

\$169.80

PO BOX 660108
DALLAS, TX 75266-0108



97679611780107420485710000100000016980000000169803



Invoice Number Account Number Date Due Page

9767961178 742048571-00001 07/27/16 2 of 8

Get Minutes Used	Get Data Used	Get Balance
#MIN + SEND	#DATA + SEND	#BAL + SEND

Payments

Previous Balance	\$437.00
Payment – Thank You	
Payment Received 06/27/16	-437.00
Total Payments	-\$437.00
Balance Forward	\$.00

Total Amount Due will be deducted from your bank account on 07/26/16

Written notations included with or on your payment will not be reviewed or honored. Please send correspondence to:
Verizon Wireless Attn: Correspondence Team PO Box 5029 Wallingford, CT 06492

Automatic Payment Enrollment for Account: 742048571-00001 HIDALGO COUNTY REGINAL MOBILIT

By signing below, you authorize Verizon Wireless to electronically debit your bank account each month for the total balance due on your account. The check you send will be used to setup Automatic Payment. You will be notified each month of the date and amount of the debit 10 days in advance of the payment. I understand and accept these terms. This agreement does not alter the terms of your existing Customer Agreement. I agree that Verizon Wireless is not liable for erroneous bill statements or incorrect debits to my account. To withdraw your authorization you must call Verizon Wireless. Check with your bank for any charges.

1. Check this box.
2. Sign name in box below, as shown on the bill and date.
3. Return this slip with your payment. Do not send a voided check.





**Hidalgo County Regional Mobility Authority
Mileage Claim Reimbursement Form**

EMPLOYEE NAME: FLOR E. KOLL

EMP ID#: 3401

		ODOMETER READING				
DATE	TRAVEL DESCRIPTION	Before	After	Total Miles	0.54	TOTAL
07/05/16	From HCRMA Office to STC (Josue Reyes)	165,240	165,253	13	\$7.02	\$7.02
07/05/16	From STC to Bedo Distribution (A. Garza)	165,253	165,274	21	\$11.34	\$11.34
07/05/16	From Bedo Distribution to HCRMA Office	165,274	165,282	8	\$4.32	\$4.32
07/05/16	From HCRMA office to Cantu Const (Alonzo)	165,282	165,288	6	\$3.24	\$3.24
07/05/16	From Cantu Const to home (shortest distance)	165,288	165,292	4	\$2.16	\$2.16
07/13/16	From HCRMA Office to Field Office (Different Vehicle - Ram)	114,459	114,465	6	\$3.24	\$3.24
07/15/16	From HCRMA Office to Field Office (Different Vehicle - Ram)	114,537	114,543	6	\$3.24	\$3.24
07/20/16	From HCRMA Office to Field Office	165,392	165,398	6	\$3.24	\$3.24
07/25/16	From HCRMA Office to Home Depot	165,428	165,450	22	\$11.88	\$11.88
07/25/16	From Home Depot to Home (shortest dist.)	165,450	165,453	3	\$1.62	\$1.62
07/26/16	From HCRMA Office to Field Office	165,468	165,474	6	\$3.24	\$3.24
07/28/16	From HCRMA Office to Field Office	165,558	165,564	6	\$3.24	\$3.24
					\$0.00	\$0.00
Sub-Totals						
				TOTAL		\$57.78

I CERTIFY THAT THIS STATEMENT, THE AMOUNTS CLAIMED, AND THE ATTACHMENTS ARE TRUE, CORRECT AND COMPLETE TO THE BEST OF MY KNOWLEDGE.

8-1-16	Flor E Koll	8-2-16	<i>[Signature]</i>
DATE	EMPLOYEE SIGNATURE	DATE	APPROVED BY DEPARTMENT HEAD

For auditing purposes, receipts for all expenses must be submitted and attached to final claim form.

Empl. #: 3403

I. TRANSPORTATION:

Check
if paid
with
Pcard

(F) *Other

X

--	--

	X
--	---

X

TOTAL INCIDENTAL EXPENSES

\$855.88

Date:

Approvals:

for _____

Date _____

Arrival:	08/05/16	7:30 PM
----------	----------	---------



HCRMA
HIDALGO COUNTY REGIONAL MOBILITY AUTHORITY

REQUEST FOR RECOMMENDATION ON PAYMENT

To: Pilar Rodriguez

Month and Year	July 2016	
Contractor	Bracewell, LLP Attorneys at Law	
Project/WA	General - Administrative	
Invoice #	21657025	08/09/2016
Amount	\$ 5,204.56	
Date Received	08/09/2016	

Recommendation:

P.R.

Approval

____ Disapproval

Comments:

P.R.

Pilar Rodriguez, Executive Director

8/11/2016

Date

Bracewell LLP
ATTORNEYS AT LAW

P. O. Box 848566
Dallas, TX 75284-8566
713 223-2300
TAX ID 74-1024827

Remittance Page

August 9, 2016
035858
INVOICE NO: 21657025
04996

Client: Hidalgo County Regional Mobility Authority HCRMA
Matter: General Counsel - Administrative
Matter No: 035858.000003

Please Remit Total Balance Due

\$ 5,204.56

Please Return this Remittance Page with Your Payment

WIRE TRANSFER INFORMATION

Wire to: Bank of America, 901 Main Street, Dallas, Texas
Name on Account: Bracewell LLP
Bank Account No: 001390004197
ABA Number (For Wire Transfers Only): 026009593; (For ACH'S Only): 111000025
For International Wires Also Include:
Swift Code (U.S. Funds): BOFAUS3N; Swift Code (Foreign Funds): BOFAUS6S
Please include the invoice number as a reference when sending the wire.

Pay ↑
P. I. R.
8/11/2016



INVOICE

City of Pharr, Texas
Attn: Lizette Gomez, Treasury Coordinator

DATE: AUGUST 1, 2016

P.O. Box 1729
Pharr, Texas 78577
Phone 956-402-4150 ext. 1908
Fax 956-702-5318

TO HCRMA
Attn: Pilar Rodriguez, Executive Director
118 S. Cage Blvd., 4th Floor
Pharr, TX 78577
(956)607-8330

CONTACT PERSON	PAST DUE	CURRENT	AMOUNT TO PAY	DUE DATE	INVOICE NUMBER
Lizette Gomez		\$ 1,969.60	\$ 1,969.60	8/15/16	HC080116

QTY	ITEM #	DESCRIPTION	UNIT PRICE	DISCOUNT	LINE TOTAL
		Rent-AUGUST	\$ 1,969.60		\$1,969.60
TOTAL DISCOUNT				0.00	0.00
SUBTOTAL					\$ 1,969.60
SALES TAX					0.00
TOTAL					\$ 1,969.60

Make all checks payable to: City of Pharr

THANK YOU!



Information Technology Department
118 S. Cage Blvd.
Pharr, Tx 78577
956-402-4900
<http://pharr-tx.gov>
it.support@pharr-tx.gov
956-402-4990

Invoice No. 518-01-2015
Invoice Date: July 13, 2016

Bill To: Pilar Rodriguez
HCRMA
Address: 118 S. Cage Blvd. 4th Floor
Pharr, Tx 78577
Phone: 956-402-4762
E-mail:
Fax:

Description	Units	Cost Per Unit	Amount
Local Phone / Internet Services - Monthly	12	\$ 180.00	\$ 2,160.00
Phone Extension Charge - Monthly	12	20.00	\$ 240.00
Fax Line Charge - Monthly	12	5.00	\$ 60.00
IT Services Support - Monthly	12	100.00	\$ 1,200.00
HCRMA.NET Website Hosting - Monthly	12	20.00	\$ 240.00
Email Access / Support - Per Account x Monthly	25	30.00	\$ 750.00
<div>PR 8/4/2016 Pay →</div>			
Billing Period: 1 Year (February 2014 to February 2015)			
Invoice Subtotal			\$ 4,650.00
Tax Rate			0.00%
Sales Tax			
TOTAL			\$ 4,650.00

FINANCE DEPT: POST TO: 01-4-4664-18

Make all checks payable to CITY OF PHARR
Total due in 15 days

Thank you for your business!



Information Technology Department
118 S. Cage Blvd.
Pharr, Tx 78577
956-402-4900
<http://pharr-tx.gov>
it.support@pharr-tx.gov
956-402-4990

Invoice No. 518-01-2016
Invoice Date: July 13, 2016
Bill To: Pilar Rodriguez
HCRMA
Address: 118 S. Cage Blvd. 4th Floor
Pharr, Tx 78577
Phone: 956-402-4762
E-mail:
Fax:

Description	Units	Cost Per Unit	Amount
Local Phone / Internet Services - Monthly	12	\$ 180.00	\$ 2,160.00
Phone Extension Charge - Monthly	12	20.00	\$ 240.00
Fax Line Charge - Monthly	12	5.00	\$ 60.00
IT Services Support - Monthly	12	100.00	\$ 1,200.00
HCRMA.NET Website Hosting - Monthly	12	20.00	\$ 240.00
Email Access / Support - Per Account x Monthly	30	30.00	\$ 900.00
Video Production & Archive of Meetings	11	400.00	\$ 4,400.00

P.R.
8/4/2016

Billing Period: 1 Year (February 2015 to February 2016)

Pay 2

FINANCE DEPT: POST TO: 01-4-4664-18	Invoice Subtotal	\$ 9,200.00
	Tax Rate	0.00%
	Sales Tax	
	TOTAL	\$ 9,200.00

Make all checks payable to CITY OF PHARR
Total due in 15 days

Thank you for your business!

DAHILL INVOICE

Schedule Number: 472

Invoice Date: 7/15/2016

Due Date: 9/15/2016

Invoice Number: 31577681 - 34

Bill To:	Remit To:	Total Amount Due:
Hildalgo County Regional Mobility Authority Accounts Payable 118 S. Cage Blvd. Pharr, TX 78577	Dahill Attn: Copier Program Division PO Box 69 Manhattan, KS 66505-0069 Phone: 1-877-291-7786 Supplies Phone: 1-800-413-3526 ext 10606	\$905.35
Tax ID# 58-2481442		

Equipment Installed At	Lease Term	PO Number
118 S. Cage Blvd, Pharr, TX 78577	48 (In Months)	N/A

Lease Description:	Payment Number: 34 of 48	Payment Description
Payment Covers Period of: 7/22/2016 — 8/21/2016	Lease Amount \$905.35	Total Payment Due: \$905.35

Copier Information: InstallDate: 10/22/2013		
Serial Number	Model Number	Copier Location
XPN547768	Xerox XC570	

Total Payment Due: \$905.35

Remit Payments to:
Dahill Attn: Copier Program Division PO Box 69 Manhattan, KS 66505-0069

THANK YOU FOR YOUR PROMPT PAYMENT

P.O. Box 9572
Huntsville, TX 77340
Phone (956) 655-9790
penadesigns@gmail.com

Invoice #49
Date: July 29, 2016

TO:
Hidalgo County Regional Mobility Authority
P.O. Box 1766
Pharr, TX 78577

SERVICES	AMOUNT
July 1-31, 2016	
10 hours total for website maintenance	\$200.00
– 10 hours at \$20.00 per hour	
TOTAL DUE	\$200.00


Payment is due within 30 days.
If you have any questions concerning this invoice, contact
Eric Peña
(956)655-9790
penadesigns@gmail.com

Thank you for your business!

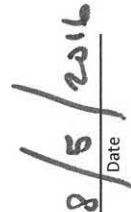
HIDALGO COUNTY REGIONAL MOBILITY AUTHORITY
2016 PAYMENT SUMMARY

PlainsCapital Bank - Master Card
Authorized cardholder - Celia Gaona
Account ##### 3602

Closing Date	Credit Card Statement						Total Paid to Date \$7,793.94
	2/3/2016	3/3/2016	4/3/2016	5/3/2016	6/3/2016	7/3/2016	8/3/2016
Monthly Billing	\$270.54	\$936.08	\$1,464.15	\$1,063.55	\$1,391.07	\$1,383.24	\$1,285.31
	\$270.54	\$936.08	\$1,464.15	\$1,063.55	\$1,391.07	\$1,383.24	\$1,285.31
Amount Approved for Payment							



Approved for Payment
Pilar Rodriguez
Executive Director



Date
8/5/2016



HCRMA
HIDALGO COUNTY REGIONAL MOBILITY AUTHORITY

MONTH: July 2016

CARD HOLDER: Celia Gaona

PURCHASE CARD MONTHLY ACTIVITY SUMMARY

DATE	VENDOR	DESCRIPTION	G/L ACCOUNT	ACCOUNT DESCRIPTION	SUB-TOTAL	SALES TAX	TOTAL
8/1/2016	Magic Valley Electric	US 281/BSIF	52900-1731	US 281/BSIF	\$1,257.36	*	\$1,257.36
8/2/2016	USPS	postage costs	52900 -1611	Postage/Fedex	\$27.95		\$27.95
							\$0.00
					\$1,285.31	\$0.00	

Total Purchases \$1,285.31
Late Fees & Interest \$0.00
TOTAL AMOUNT DUE: \$1,285.31

* Will be reimbursed by Wilmington Trust

APPROVALS:



CARD HOLDER'S SIGNATURE

8-5-16

DATE

SUPERVISOR'S SIGNATURE

DATE



EXECUTIVE DIRECTOR'S SIGNATURE

8/8/2016

DATE

**Billing Questions:**

800-367-7576

Website:

www.cardaccount.net

Send Billing Inquiries To:

Card Service Center, PO Box 569120, Dallas, TX 75356

PLAINSCAPITAL BANK Credit Card Account Statement
July 4, 2016 to August 3, 2016

SUMMARY OF ACCOUNT ACTIVITY

Previous Balance	\$0.00
- Payments	\$0.00
- Other Credits	\$0.00
+ Purchases	\$1,285.31
+ Cash Advances	\$0.00
+ Fees Charged	\$0.00
+ Interest Charged	\$0.00
= New Balance	\$1,285.31

Account Number	XXXX XXXX XXXX 3602
Credit Limit	\$3,000.00
Available Credit	\$1,714.00
Statement Closing Date	August 3, 2016
Days in Billing Cycle	31

PAYMENT INFORMATION

New Balance: **\$1,285.31**
 Minimum Payment Due: \$38.56
 Payment Due Date: August 28, 2016

Pay
1,285.31
8/5/2016

TRANSACTIONS

An amount followed by a minus sign (-) is a credit unless otherwise indicated.

Tran Date	Post Date	Reference Number	Transaction Description	Amount
08/01	08/03	5553607K8G5SHTGD0	MAGIC VALLEY ELEC C EDINBURG TX	\$1,257.36 ✓
08/02	08/03	0541019K7Q5F5P17B	USPS 48702500834822486 PHARR TX	\$27.95 ✓

INTEREST CHARGE CALCULATION

Your Annual Percentage Rate (APR) is the annual interest rate on your account

Type of Balance	Annual Percentage Rate (APR)	Balance Subject to Interest Rate	Days in Billing Cycle	Interest Charge
Purchases	14.49% (v)	\$0.00	31	\$0.00

(v) - variable

PLAINSCAPITAL BANK
 1550 N BROWN RD 150
 LAWRENCEVILLE GA 30043

CARD SERVICE CENTER

Account Number: XXXX XXXX XXXX 3602
 New Balance: \$1,285.31
 Minimum Payment Due: \$38.56
 Payment Due Date: August 28, 2016

All payments on the account must be made at the address shown on your monthly billing statement and are considered to have been made on the date received at that address.

Amount Enclosed: \$

Make Check Payable to:

CARD SERVICE CENTER
 PO BOX 569100
 DALLAS TX 75356-9100

CELIA GAONA
 H C R M A
 PO BOX 1766
 PHARR TX 78577-1633

11274475700036020000385600001285312

**INTEREST CHARGE CALCULATION (continued)**

Your Annual Percentage Rate (APR) is the annual interest rate on your account

Type of Balance	Annual Percentage Rate (APR)	Balance Subject to Interest Rate	Days in Billing Cycle	Interest Charge
Cash Advances	14.49% (v)	\$0.00	31	\$0.00

(v) - variable

To avoid additional interest charges, pay your New Balance in full on or before the Payment Due Date.

Thank you for the opportunity to serve your credit card needs. Should your future plans include travel, please contact us at 1-800-367-7576.

HIDALGO COUNTY REGIONAL MOBILITY AUTHORITY
2016 PAYMENT SUMMARY

PlainsCapital Bank - Master Card
Authorized cardholder - Flor E. Koll
Account ##### ##### 3560

Closing Date	Credit Card Statement						Total Paid to Date \$16,055.09
	2/3/2016	3/3/2016	4/3/2016	5/3/2016	6/3/2016	7/3/2016	
Monthly Billing	\$2,754.67	\$1,632.95	\$1,965.14	\$4,198.06	\$1,233.90	\$2,626.15	\$1,644.22
	\$2,754.67	\$1,632.95	\$1,965.14	\$4,198.06	\$1,233.90	\$2,626.15	
Amount Approved for Payment							



Approved for Payment
Pilar Rodriguez
Executive Director

8/5/2016
Date



MONTH: July 2016

ACCT No. 3560

CARD HOLDER: Flor E. Koll

PURCHASE CARD MONTHLY ACTIVITY SUMMARY

DATE	VENDOR	DESCRIPTION	G/L ACCOUNT	ACCOUNT DESCRIPTION	SUB-TOTAL	SALES TAX	TOTAL
07/01/16	City of McAllen	Facility Rental - Pre-Bid Meeting - TSI	52900-1715	Rent - Office	\$295.00		\$295.00
07/01/16	FedEx	Mail Bond Documents to Bracewell	52900-1611	Postage/FedEx/Courier	\$41.11		\$41.11
07/06/16	Lowe's	Air Purifier for Construction Department	52900-1100	Office Supplies	\$204.99		\$204.99
07/14/16	Fred Pryor Seminars	Registration for Flor E. Koll	52900-1650	Training	\$119.00		\$119.00
07/15/16	American Assc of Notaries	Notary Public Renewal for Flor E. Koll	52900-1100	Postage/FedEx/Courier	\$112.89		\$112.89
07/18/16	US Post Office	Mail Reimbursement Check to Wilmington	52900-1611	Postage/FedEx/Courier	\$12.45		\$12.45
07/18/16	Smith Hamilton	Magnetic Locator - ROW Department	52900-1100	Office Supplies	\$652.74		\$652.74
07/21/16	Walmart	Supplies - Construction Department	52900-1100	Office Supplies	\$78.87		\$78.87
07/24/16	Lowe's	PVC Boots for Construction Engineer	52900-1100	Office Supplies	\$28.94		\$28.94
07/25/16	Home Depot	Digital Laser Level - Construction Dept	52900-1100	Office Supplies	\$59.99		\$59.99
07/30/16	Walmart	Supplies - Construction Department	52900-1100	Office Supplies	\$38.24		\$38.24
				Late Fees			\$0.00
				Finance Charges			\$0.00

\$ 1,644.22 \$0.00

TOTAL AMOUNT DUE: \$1,644.22

APPROVALS:

Flor E. Koll
CARD HOLDER'S SIGNATURE

[Signature]
SUPERVISOR'S SIGNATURE

[Signature]
EXECUTIVE DIRECTOR'S SIGNATURE

8/6/16
DATE

8/6/16
DATE

8/6/2016
DATE



Billing Questions:
800-367-7576

Website:
www.cardaccount.net

Send Billing Inquiries To:
Card Service Center, PO Box 569120, Dallas, TX 75356

PLAINSCAPITAL BANK Credit Card Account Statement
July 4, 2016 to August 3, 2016

SUMMARY OF ACCOUNT ACTIVITY

Previous Balance	\$0.00
- Payments	\$2,626.15
- Other Credits	\$0.00
+ Purchases	\$4,270.37
+ Cash Advances	\$0.00
+ Fees Charged	\$0.00
+ Interest Charged	\$0.00
= New Balance	\$1,644.22

Account Number XXXX XXXX XXXX 3727
Credit Limit \$7,500.00
Available Credit \$5,855.00
Statement Closing Date August 3, 2016
Days in Billing Cycle 31

PAYMENT INFORMATION

New Balance: \$1,644.22
Minimum Payment Due: \$49.33
Payment Due Date: August 28, 2016

Pay
1. 1. 2
8/5/2016

TRANSACTIONS

An amount followed by a minus sign (-) is a credit unless otherwise indicated.

Tran Date	Post Date	Reference Number	Transaction Description	Amount
07/21	07/21	F112700JV00CHGDDA	AUTOMATIC PAYMENT - THANK YOU	\$2,626.15-
07/01	07/04	8524781J9S66MWYX3	CITY OF MCALLEN TX CON MCALLEN TX	-\$295.00
07/02	07/04	0541019J8MJA87R90	FEDEX 810130827566 MEMPHIS TN	✓ \$41.11
07/06	07/07	5543286JQ00MV9LB7	LOWES #01702* PHARR TX	✓ \$204.99
07/13	07/14	7541823JK0S55NS8G	FREDPRYOR CAREERTRACK 800-5563012 KS	✓ \$119.00
07/16	07/17	5543286JN000YBAVR	AMER ASSOC NOTARIESWE 713-644-2299 TX	✓ \$112.89
07/18	07/19	0541019J9Q5FF8NFL	USPS 48702500834822486 PHARR TX	✓ \$12.45
07/18	07/19	2514061JT07J0F7BR	SMITH HAMILTON SHOP, I MIAMI FL	✓ \$652.74

Transactions continued on next page

PLAINSCAPITAL BANK
1550 N BROWN RD 150
LAWRENCEVILLE GA 30043

CARD SERVICE CENTER

Account Number: XXXX XXXX XXXX 3727
New Balance: \$1,644.22
Minimum Payment Due: \$49.33
Payment Due Date: August 28, 2016

All payments on the account must be made at the address shown on your monthly billing statement and are considered to have been made on the date received at that address.

Amount Enclosed: \$



Make Check Payable to:

CARD SERVICE CENTER
PO BOX 569100
DALLAS TX 75356-9100

FLOR E KOLL
H C R M A
PO BOX 1766
PHARR TX 78577-1633

11274475700037270000493300001644227

**TRANSACTIONS (continued)**

An amount followed by a minus sign (-) is a credit unless otherwise indicated.

Tran Date	Post Date	Reference Number	Transaction Description	Amount
07/22	07/22	00000000000ATNEWA	BALANCE TRANSFER 5590 6144 7570 3560	\$2,626.15
07/21	07/24	F112700JY000IXFRT	WM SUPERCENTER #3567 HIDALGO TX	✓ \$78.87
07/24	07/26	F112700K0000IXFRT	LOWES #02656* MCALLEN TX	✓ \$28.94
07/25	07/28	F112700K2000IXFRT	THE HOME DEPOT #0506 PHARR TX	✓ \$59.99
07/30	08/02	F112700K7000IXFRT	WM SUPERCENTER #3567 HIDALGO TX	✓ \$38.24

INTEREST CHARGE CALCULATION

Your Annual Percentage Rate (APR) is the annual interest rate on your account

Type of Balance	Annual Percentage Rate (APR)	Balance Subject to Interest Rate	Days in Billing Cycle	Interest Charge
Purchases	14.49% (v)	\$0.00	31	\$0.00
Cash Advances	14.49% (v)	\$0.00	31	\$0.00

(v) - variable

To avoid additional interest charges, pay your New Balance in full on or before the Payment Due Date.

Thank you for the opportunity to serve your credit card needs. Should your future plans include travel, please contact us at 1-800-367-7576.

HIDALGO COUNTY REGIONAL MOBILITY AUTHORITY
PAYMENT SUMMARY

TEDSI - ITS & Toll Design for HCRMA Loop System
\$1,422,605.31 Maximum payable fee

Maximum fee minus approved WA \$0.00

	Approved WA Amount	Invoice Date										WA Total Billed	WA Balance
		9/3/2014	10/3/2014	10/31/2014	12/2/2014	3/3/2015	7/1/2015	9/30/2015	10/31/2015	12/1/2015	12/31/2105	4/5/2016	
WA#1	\$270,100.69	\$81,030.21	\$67,525.17	\$67,525.16	\$27,010.08	\$27,010.07	\$14,219.84	\$83,727.84	\$48,575.19	\$61,266.79	\$6,547.48	\$27,528.65	\$270,100.69
WA#2	\$14,219.84						\$14,219.84						\$14,219.84
WA#3	\$318,116.48												\$227,645.95
WA#4	\$820,168.30											\$0.00	\$90,470.53
	\$1,422,605.31	\$81,030.21	\$67,525.17	\$67,525.16	\$27,010.08	\$27,010.07	\$14,219.84	\$83,727.84	\$48,575.19	\$61,266.79	\$6,547.48	\$27,528.65	\$511,966.48
													\$910,638.83
													\$1,422,605.31

	Approved WA Amount	Invoice Date										WA Total Billed	WA Balance
		6/3/2016	7/1/2016	8/1/2016									
WA#1	\$270,100.69											\$270,100.69	\$0.00
WA#2	\$14,219.84											\$14,219.84	\$0.00
WA#3	\$318,116.48			\$19,885.91								\$247,531.86	\$70,584.62
WA#4	\$820,168.30	\$29,050.29	\$97,397.66	\$52,574.57								\$179,022.52	\$641,145.78
	\$1,422,605.31	\$29,050.29	\$97,397.66	\$72,460.48	\$0.00	\$0.00	\$0.00	\$0.00	\$0.00	\$0.00	\$0.00	\$710,874.91	\$711,730.40
				Amount Approved for Payment									\$1,422,605.31

WA#1 approved July 23, 2014 to prepare concepts of operation and business rules for the HCRMA toll system in the amount of \$270,100.69.
 WA#2 approved May 28, 2015 to prepare detailed toll infrastructure cost for SH 365 in the amount of \$14,219.84.
 WA#3 approved June 23, 2015 to prepare toll integration specifications and bid documents for toll equipment for SH 365 in the amount of \$318,116.48.
 WA#4 approved March 22, 2016 for prepare final plans, specifications and estimates for toll gantries and related appurtenances in the amount of \$820,168.30.

 Approved for Payment
 Date

VRF 2013 Bond Construction Account

Prepared by:
 P. Rodriguez, PE
 Tx PE #85,567
 8/11/2016





HCRMA

HIDALGO COUNTY REGIONAL MOBILITY AUTHORITY

REQUEST FOR RECOMMENDATION ON PAYMENT

To: Dannenbaum Engineering
Attn: Louis Jones, HCRMA Project Manager
1109 Nolana Loop, Suite 208
McAllen, Texas 78504

Month and Year	04/01/2016 through 07/31/2016	
Contractor	TEDSI	
Project/WA	ITS and Tolling RFP WA #3	
Invoice #	20162802	Date: 8/3/16
Amount	\$ 19,885.91	
Date Sent	8/2/16	

Date Received	8/3/2016	
Received by	Eriz Davila, PE, CFM Deputy Prog Mgr	
Recommendation:	<input type="checkbox"/> Approval <input type="checkbox"/> Disapproval	
Comments:	DPM recommends approval based on effort and the attached documentation	
		5/08/16
Louis Jones, HCRMA Program Manager		Date
Recommendation:	<input checked="" type="checkbox"/> Approval <input type="checkbox"/> Disapproval	
Comments:		
		8/11/2016
Pilar Rodriguez, Executive Director		Date

Please return this form via email to fkoll@hcrma.net



INVOICE PERIOD: 04/01/2016 through 07/31/2016

INVOICE AMOUNT: \$19,885.91

August 02, 2016

Mr. Pilar Rodriguez, P.E. – Executive Director HCRMA
ATTN: Mr. Louis H. Jones, P.E. – Program Manager HCRMA
Hidalgo County Regional Mobility Authority
118 S. Cage Blvd., 4th Floor
Pharr, Texas 78577

RE: Work Authorization #3 HCRMA ITS and Tolling RFP
Invoice No. 20162802

Dear Mr. Jones:

Attached for your review approval is our invoice for services rendered through the month of April 2016 thru July 2016 on the subject referenced project. The below referenced work product deliverables have not been uploaded.

The following is attached:

- TEDSI 2016-04 thru 2016-07 Invoice No. 20162802
- TEDSI 2016-04 thru 2016-07 Invoice Breakdown
- TEDSI 2016-04 thru 2016-07 Invoice Schedule
- TEDSI 2016-04 thru 2016-07 H-3 Form
- TEDSI 2016-04 thru 2016-07 Backup

The following is a narrative of the progress for this period.

TASK
RFP
<ul style="list-style-type: none">• RFP finalized• RFP Released to Public 07-10-2016• RFP Pre-bid Conference 07-21-2016

Should you have any questions regarding this submittal, please do not hesitate to call me at (956) 424-7898.

Sincerely,

For:

Mark W. Lupher, P.E. RPLS, CFM
Project Manager – TEDSI Infrastructure Group, Inc.



TEDSI
TBPE F-1640

TEDSI INFRASTRUCTURE GROUP

Consulting Engineers

1201 East Expressway 83 • Mission, Texas 78572
Tel: (956) 424-7898
Fax: (956) 424-7022

August 2, 2016

Project No: 2014-1163-03

Invoice No: 20162802

Mr. Pilar Rodriguez
Hidalgo County Regional Mobility Authority
118 South Cage Boulevard, 4th Floor
Pharr, TX 78577

Project 2014-1163-03 HCRMA Toll System Integrator RFP

**Toll Consultant Services for SH 365
0010 IBTC and 0030 SH 365 Tollroads
Work Authorization No. 3 for Toll Systems Integrator (TSI)**

Professional Services from April 01, 2016 to July 31, 2016


Phase	100	Toll System Integrator RFP – TEDSI Infrastructure Group	
Fee			
Total Fee	55,253.32		
	Total Earned	40,123.42	
	Previous Fee Billing	36,118.72	
	Current Fee Billing	4,004.70	
	Total Fee		4,004.70
	Total this Phase		\$4,004.70

Phase	200	Toll System Integrator RFP – Fagan Consulting	
Fee			
Total Fee	262,863.16		
		Total Earned	207,408.44
		Previous Fee Billing	191,527.23
		Current Fee Billing	15,881.21
		Total Fee	15,881.21
		Total this Phase	\$15,881.21

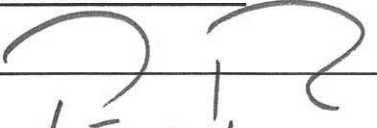
Billing Summary	Current	Prior	To-Date
Total Billings	19,885.91	227,645.95	247,531.86
Total Fee			318,116.48
Remaining Fee			70,584.62
	Total this Invoice		\$19,885.91

PLEASE REMIT PAYMENT TO:
TEDSI Infrastructure Group, Inc.
738 Highway 6 South, Suite 430
Houston, Texas 77079

Pay ↑

Authorized By: 
Jose A. Sanchez, P.E.
Project Manager

Date: **08-02-2016**


8/11/2016



July 31, 2016
HCRMA
ITS & Tolling
3
20162802

Contract

WA No.:
Contract:

20162802

\$19,885.91




HCMA 0000 Systemwide Projects Including the 0010 IBTC and 0030 SH 365 Toll Roads
WORK AUTHORIZATION NO. 3
EXHIBIT C



Work Schedule

ID	Task Name	Duration	Start	Finish	2015												2016			
					Jun	Jul	Aug	Sep	Oct	Nov	Dec	Jan	Feb	Mar	Apr	May	Jun	Jul		
1	ITS & TOLLING DESIGN SERVICES	252 days	Mon 6/29/15	Tue 6/14/16																
2	NOTICE TO PROCEED	252 days	Mon 6/29/15	Tue 6/14/16	6/29													6/14		
3	BOS ALTERNATIVE STRATEGIES INVESTIGATION	252 days	Mon 6/29/15	Tue 6/14/16	6/29													6/14		
4	RFP DRAFT PREPARATION	252 days	Mon 6/29/15	Tue 6/14/16	6/29													6/14		
5	RFP FRONT END DOCUMENTS	252 days	Mon 6/29/15	Tue 6/14/16	6/29													6/14		
6	RFP REVIEW/COMMENTS	252 days	Mon 6/29/15	Tue 6/14/16	6/29													6/14		
7	RFP FINALIZED	252 days	Mon 6/29/15	Tue 6/14/16	6/29													6/14		
8	RFP RELEASED TO PUBLIC	252 days	Mon 6/29/15	Tue 6/14/16	6/29													6/14		
9	RFP PREBID CONFERENCE	252 days	Mon 6/29/15	Tue 6/14/16	6/29													6/14		
10	RFP QUESTIONS BY TSI	252 days	Mon 6/29/15	Tue 6/14/16	6/29													6/14		
11	RFP RESPONSE TO QUESTIONS	252 days	Mon 6/29/15	Tue 6/14/16	6/29													6/14		
12	RFP SUBMITTAL BY TSI	252 days	Mon 6/29/15	Tue 6/14/16	6/29													6/14		
13	RFP EVALUATIONS/RANKI	252 days	Mon 6/29/15	Tue 6/14/16	6/29													6/14		
14	CONTRACT NEGOTIATION	252 days	Mon 6/29/15	Tue 6/14/16	6/29													6/14		



ATTACHMENT H-3

Subprovider Monitoring System for Federally Funded Contracts Progress Assessment Report for month of March 2016 thru July 2016

Contract #: _____
 Date of Execution: 07/29/2014 WA 01
 Prime Provider: TEDSI Infrastructure Group, Inc.
 Work Authorization No. 1 thru 3

Original Contract Amount (WA 1): \$270,100.69
 Approved Supplemental Agreements (WA 2 and 3): \$332,336.32
 Total Contract Amount: \$602,437.01
 Work Authorization Amount: \$318,116.48

If no subproviders are used on this contract, please indicate by placing "N/A" on the 1st line under Subproviders.

DBE	All Subproviders	Category of Work	Total Subprovider Amount	% Total Contract Amount	Amount Paid This Period	Amount Paid To Date	Subcontract Balance Remaining
D	Fagan Consulting, LLC	Toll Road System Development	\$374,200.38	62.1%	\$15,881.21	\$318,745.66	\$55,454.72
D	JM Engineering, LLC	ITS Design Toll Infrastructure Design					
	WP Consultants, Inc.	Toll Road System					
D	Unitech Consulting Engineers, Inc.	Infrastructure Structural Design					
D	The Warren Group Architects, Inc.	Architectural/Aesthetics Design					

Fill out Progress Assessment Report with each estimate/invoice submitted, for all subcontracts, and forward as follows:

1 Copy with Invoice - Hidalgo County Regional Mobility Authority Office

I hereby certify that the above is true and correct statement of the amounts paid to the firms listed above.



Mark Lupher, Executive Vice-President
 Print Name - Company Official/ DBE Liaison Officer

For: _____
 Signature
 Date
 08-02-2016

E-mail
mlupher@tedsi.com

(956) 424-7898
 Phone
 (956) 424-7022
 Fax



REQUEST FOR RECOMMENDATION ON PAYMENT

To: Dannenbaum Engineering
 Attn: Louis Jones, HCRMA Project Manager
 1109 Nolana Loop, Suite 208
 McAllen, Texas 78504

Month and Year	07/01/2016 through 07/31/2016		
Contractor	TEDSI		
Project/WA	ITS and Toll PS&E WA #4		
Invoice #	20162803		Date: 8/9/16
Amount	\$ 52,574.57		
Date Sent	8/1/16		

Date Received	8/8/16		
Received by	Eric Davila, PE, CFM Dep. Proj. Mgr.		
Recommendation:	<input checked="" type="checkbox"/> Approval	<input type="checkbox"/> Disapproval	
Comments:	Approved for payment based on 45% backup data (PS&E sheets) that were provided by TEDSI.		
		<div style="text-align: right;">08/10/16</div>	
Louis Jones, HCRMA Program Manager		Date	
Recommendation:	<input checked="" type="checkbox"/> Approval	<input type="checkbox"/> Disapproval	
Comments:			
		<div style="text-align: right;">8/11/2016</div>	
Pilar Rodriguez, Executive Director		Date	

Please return this form via email to fkoll@hcrma.net



INVOICE PERIOD: July 01, 2016 through July 31, 2016

INVOICE AMOUNT: \$52,574.57

August 01, 2016

Mr. Pilar Rodriguez, P.E. – Executive Director HCRMA
ATTN: Mr. Louis H. Jones, P.E. – Program Manager HCRMA
Hidalgo County Regional Mobility Authority
118 S. Cage Blvd., 4th Floor
Pharr, Texas 78577

RE: Work Authorization #4 HCRMA ITS and Toll PS&E
Invoice No. 20162803

Dear Mr. Jones:

Attached for your review approval is our invoice for services rendered through the month of July 01, 2016 thru July 31, 2016 on the subject referenced project. The below referenced work product deliverables have not been uploaded.

The following is attached:

- TEDSI 2016-07 Invoice No. 20162803
- TEDSI 2016-07 Invoice Breakdown
- TEDSI 2016-07 Invoice Schedule
- TEDSI 2016-07 H-3 Form
- TEDSI 2016-07 Backup

The following is a narrative of the progress for this period.

TASK
<ul style="list-style-type: none">• Continuing development of 60% PS&E

Should you have any questions regarding this submittal, please do not hesitate to call me at (956) 424-7898.

Sincerely,

for

Mark W. Lupher, P.E. RPLS, CFM
Project Manager – TEDSI Infrastructure Group, Inc.



TEDSI
TBPE F-1610

TEDSI INFRASTRUCTURE GROUP

Consulting Engineers

1201 East Expressway 83 • Mission, Texas 78572
Tel: (956) 424-7898
Fax: (956) 424-7022

August 1, 2016

Project No: 2014-1163-04

Invoice No: 20162803

Mr. Pilar Rodriguez
Hidalgo County Regional Mobility Authority
118 South Cage Boulevard
4th Floor
Pharr, TX 78577

Project 2014-1163-04 HCRMA ITS & Toll PS&E

**Design Services for SH 365 Segments 1, 2 and 3
Work Authorization No. 4**

Professional Services from July 01, 2016 to July 31, 2016

Phase	100	Project Management – TEDSI Infrastructure Group
Fee		

Total Fee	31,083.46
-----------	-----------

Total Earned	16,644.37
Previous Fee Billing	12,706.42
Current Fee Billing	3,937.95
Total Fee	3,937.95

Total this Phase	\$3,937.95
-------------------------	-------------------

Phase	200	Project Management – JM Engineering, LLC
Fee		

Total Fee	4,161.08
-----------	----------

Total Earned	1,872.48
Previous Fee Billing	1,248.33
Current Fee Billing	624.15
Total Fee	624.15

Total this Phase	\$624.15
-------------------------	-----------------

Phase	300	Final Design/PS&E – TEDSI Infrastructure Group
Fee		

Total Fee	601,122.97
-----------	------------

Total Earned	122,904.72
Previous Fee Billing	84,084.11
Current Fee Billing	38,820.61
Total Fee	38,820.61

Total this Phase	\$38,820.61
-------------------------	--------------------

Project	2014-1163-04	HCRMA ITS & Toll PS&E	Invoice	20162803
---------	--------------	-----------------------	---------	----------

Phase	400	Final Design/PS&E – JM Engineering, LLC
-------	-----	---

Fee

Total Fee 178,602.89

Total Earned	35,261.94
Previous Fee Billing	26,849.75
Current Fee Billing	8,412.19
Total Fee	8,412.19

Total this Phase \$8,412.19

Phase	500	Direct Expenses – TEDSI Infrastructure Group
-------	-----	--

Fee

Total Fee 3,567.80

Total Earned	1,605.51
Previous Fee Billing	1,070.34
Current Fee Billing	535.17
Total Fee	535.17

Total this Phase \$535.17

Phase	600	Direct Expenses – JM Engineering, LLC
-------	-----	---------------------------------------

Fee

Total Fee 1,630.00

Total Earned	733.50
Previous Fee Billing	489.00
Current Fee Billing	244.50
Total Fee	244.50

Total this Phase \$244.50

Billing Summary

	Current	Prior	To-Date
Total Billings	52,574.57	126,447.95	179,022.52
Total Fee			820,168.30
Remaining Fee			641,145.78

Total this Invoice **\$52,574.57**

Outstanding Invoices

Number	Date	Balance
20162777	7/1/2016	97,397.66
Total		97,397.66

Total Now Due \$149,972.23

PLEASE REMIT PAYMENT TO:
 TEDSI Infrastructure Group, Inc.
 738 Highway 6 South, Suite 430
 Houston, Texas 77079



Authorized By:

Jose A. Sanchez, P.E.
 Project Manager

Date:

08-01-2016

Pay ↑

8/11/2016



Project: HCRMA ITS AND TOLL PS&E
Limits: SH 365 Segments 1, 2 and 3
CSJ:
County: Hidalgo
Invoice Date 06-01-2016

Bill Through:
Client: HCRMA
Contract: ITS & Tolling Design Services
WA No.: 4
Invoice No. 20162803

TASK DESCRIPTION

TASK DESCRIPTION	CONTRACTED FEE (\$)		PREVIOUSLY INVOICED (\$ AMOUNT)		INVOICED TO DATE (\$ AMOUNT)		BALANCE		AMOUNT DUE THIS INVOICE	
				(% COMPLETED)		(% COMPLETED)				
TEDSI INFRASTRUCTURE GROUP, INC										
PROJECT MANAGEMENT										
SCHEDULE & ATTEND WORK AUTHORIZATION DEVELOPMENT (INCLUDING RECORD KEEPING, FILING, ADMINISTRATION, ETC)	\$13,393.60		\$4,018.08	30.00%	\$6,021.12	45.00%	\$7,385.48		\$2,009.04	
COORDINATION/PREPARE SUB WORK AUTHORIZATION DEVELOPMENT MEETINGS (2 MEETINGS)	\$2,628.28		\$2,628.28	100.00%	\$0.00	0.00%	\$0.00		\$0.00	
PREPARATION OF INVOICES AND PROGRESS REPORTS (TOTAL = 4 EA)	\$1,620.20		\$486.06	30.00%	\$729.09	45.00%	\$891.11		\$243.03	
DEVELOP PDF OF WORK FOR BACKUP ON INVOICES (TOTAL = 4 EA)	\$2,736.32		\$820.90	30.00%	\$1,231.34	45.00%	\$1,504.98		\$410.44	
SCHEDULE & ATTEND PRE-DESIGN MEETING & PREPARE MINUTES (TOTAL = 1)	\$1,638.18		\$509.45	30.00%	\$764.18	45.00%	\$874.00		\$254.73	
SCHEDULE, ATTEND AND PREPARE MINUTES FOR 4 MONTHLY PROGRESS MEETINGS (2 HRS)	\$2,202.22		\$2,202.22	100.00%	\$0.00	0.00%	\$0.00		\$0.00	
MONITOR SUB-PROVIDER'S SCHEDULES ON A MONTHLY BASIS (4 MONTHS)	\$4,715.52		\$1,414.96	30.00%	\$2,122.43	45.00%	\$2,594.09		\$707.47	
5.1 GENERAL	\$2,088.24		\$628.47	30.00%	\$939.71	45.00%	\$1,148.53		\$313.24	
5.1.1 FIELD INVENTORY										
5.1.2 TITLE SHEET - 60%, 90%, 100% PS&E	\$4,968.48		\$1,490.54	30.00%	\$2,235.82	45.00%	\$2,732.66		\$745.28	
5.1.3 INDEX OF SHEETS - 60%, 90%, 100% PS&E	\$1,865.17		\$0.00	0.00%	\$0.00	0.00%	\$1,865.17		\$0.00	
5.1.4 PROJECT LAYOUT - 60%, 90%, 100% PS&E	\$1,535.16		\$0.00	0.00%	\$0.00	0.00%	\$1,535.16		\$0.00	
5.1.5 SUMMARY TOLLING - 60%, 90%, 100% PS&E	\$3,335.32		\$0.00	0.00%	\$0.00	0.00%	\$3,335.32		\$0.00	
5.1.6 SUMMARY ITS - 60%, 90%, 100% PS&E	\$2,418.22		\$725.47	30.00%	\$2,093.59	30.00%	\$1,692.75		\$0.00	
5.1.7 SUMMARY ILLUMINATION - 60%, 90%, 100% PS&E	\$6,978.63		\$2,093.59	30.00%	\$559.85	30.00%	\$4,885.04		\$0.00	
5.1.8 SUMMARY CIVIL IMPROVEMENTS - 60%, 90%, 100% PS&E	\$1,865.17		\$559.85	30.00%	\$559.85	30.00%	\$1,305.32		\$0.00	
5.1.9 SUMMARY LARGE SIGNS - 60%, 90%, 100% PS&E	\$1,865.17		\$559.85	30.00%	\$559.85	30.00%	\$1,305.32		\$0.00	
5.1.10 SUMMARY LARGE SIGNS (SOLS STD) - 60%, 90%, 100% PS&E	\$4,740.43		\$1,422.13	30.00%	\$1,422.13	30.00%	\$3,318.30		\$0.00	
5.1.12 PAVEMENT MARKINGS - 60%, 90%, 100% PS&E	\$1,740.16		\$522.05	30.00%	\$522.05	30.00%	\$1,218.11		\$0.00	
5.1.14 GENERAL NOTES TOLLING - 90%, 100% PS&E	\$5,418.49		\$0.00	0.00%	\$0.00	0.00%	\$5,418.49		\$0.00	
5.1.16-7 STANDARDS - 90% PS&E	\$1,632.16		\$489.65	30.00%	\$734.47	45.00%	\$897.69		\$244.82	
5.2 CIVIL IMPROVEMENTS	\$1,632.16		\$0.00	0.00%	\$0.00	0.00%	\$1,632.16		\$0.00	
5.2.1 SH 365 MAIN LANE GANTRIES	\$6,978.63		\$2,093.59	30.00%	\$3,140.38	45.00%	\$3,838.25		\$1,046.79	
5.2.2 SH 365 RAMP GANTRIES	\$8,748.79		\$2,624.64	30.00%	\$3,936.96	45.00%	\$4,811.83		\$1,312.32	
5.2.3 EARTHWORKS	\$3,552.32		\$0.00	0.00%	\$0.00	0.00%	\$3,552.32		\$0.00	
5.2.4 CROSS-SECTIONS	\$11,443.03		\$0.00	0.00%	\$0.00	0.00%	\$11,443.03		\$0.00	
5.3 ITS AND TOLLING LAYOUTS	\$2,418.22		\$725.47	30.00%	\$1,088.20	45.00%	\$1,330.02		\$362.73	
5.3.1 SH 365 (1"=100' DBL BANK, 2000'/SHT + 1 SUMMARY LAYOUT/SHT)	\$150,422.16		\$45,126.65	30.00%	\$67,889.97	45.00%	\$82,732.19		\$22,563.32	
5.3.2 BSIF CONNECTOR (1"=100' DBL BANK, 1000'/SHT+1 SUMMARY LAYOUT/SHT)	\$8,820.84		\$2,646.25	30.00%	\$3,969.38	45.00%	\$4,851.46		\$1,323.13	
5.3.3 US 281 (1"=100' DBL BANK, 1000'/SHT + 1 SUMMARY LAYOUT/SHT)	\$22,238.09		\$6,671.43	30.00%	\$10,007.14	45.00%	\$12,230.95		\$3,335.71	
5.3.4 INTERSECTION LAYOUTS (SIGNALIZED INTERSECTIONS)										
SH 955 AT ANZALDIAS GSA CONNECTOR	\$3,000.27		\$0.00	0.00%	\$0.00	0.00%	\$3,000.27		\$0.00	
SH 365 AT FM 494 (SHARY RD)	\$3,000.27		\$0.00	0.00%	\$0.00	0.00%	\$3,000.27		\$0.00	
SH 365 AT SP 115 (23RD ST)	\$3,000.27		\$0.00	0.00%	\$0.00	0.00%	\$3,000.27		\$0.00	
SH 365 AT SH 335 (10 ST)	\$3,000.27		\$0.00	0.00%	\$0.00	0.00%	\$3,000.27		\$0.00	
SH 365 AT FM 494 (SHARY RD)	\$3,000.27		\$0.00	0.00%	\$0.00	0.00%	\$3,000.27		\$0.00	
SH 365 AT FM 2087 (JACKSON RD)	\$3,000.27		\$0.00	0.00%	\$0.00	0.00%	\$3,000.27		\$0.00	
SH 365 AT US 281 (CAGE BLVD)	\$3,000.27		\$0.00	0.00%	\$0.00	0.00%	\$3,000.27		\$0.00	
SH 365 AT DICKER RD	\$3,000.27		\$0.00	0.00%	\$0.00	0.00%	\$3,000.27		\$0.00	
SH 365 AT US 281 (MILITARY HWY)	\$3,000.27		\$0.00	0.00%	\$0.00	0.00%	\$3,000.27		\$0.00	
5.4 TOLL GANTRY DETAILS										
MAIN LANE GANTRIES OVERHEAD SIGN BRIDGE (OSB) STRUCTURES - 4 GANTRIES, 2 OSB/GANTRY										
5.4.1 ELEVATION DETAILS FOR OSB - 2 PER TOLLING LOCATION	\$18,073.68		\$0.00	0.00%	\$0.00	0.00%	\$18,073.68		\$0.00	
5.4.2 ELEVATION DETAILS FOR TOLLING EQUIPMENT - 2 PER TOLLING LOCATION	\$18,421.66		\$0.00	0.00%	\$0.00	0.00%	\$18,421.66		\$0.00	
5.4.3 PLAN DETAILS - TOLLING EQUIPMENT	\$9,300.84		\$0.00	0.00%	\$0.00	0.00%	\$9,300.84		\$0.00	
RAMP GANTRIES CANTILEVER OVERHEAD SIGN STRUCTURES (COSS) - 5 GANTRIES, 2 COSS/GANTRY										
5.4.4 ELEVATION DETAILS FOR COSS - 2 PER TOLLING LOCATION	\$34,329.09		\$0.00	0.00%	\$0.00	0.00%	\$34,329.09		\$0.00	
5.4.5 ELEVATION DETAILS FOR TOLLING EQUIPMENT - 2 PER TOLLING LOCATION	\$22,886.06		\$0.00	0.00%	\$0.00	0.00%	\$22,886.06		\$0.00	
5.4.6 PLAN DETAILS - TOLLING EQUIPMENT	\$11,443.03		\$0.00	0.00%	\$0.00	0.00%	\$11,443.03		\$0.00	
5.5 FIBER OPTIC NETWORK DETAILS										
5.5.2 SYSTEM LAYOUT - TOLLING EQUIPMENT	\$19,924.87		\$0.00	0.00%	\$0.00	0.00%	\$19,924.87		\$0.00	
5.5.3 EQUIPMENT CABINET DIAGRAMS - TOLLING	\$19,924.87		\$0.00	0.00%	\$0.00	0.00%	\$19,924.87		\$0.00	
5.5.5 FIBER OPTIC SPLICE CHART - TOLLING	\$19,924.87		\$0.00	0.00%	\$0.00	0.00%	\$19,924.87		\$0.00	



Bill Through:	7/31/2016
Client:	HCRMA
Contract:	ITS & Tolling Design Services
WA No.:	4
Invoice No.	20162803

TASK DESCRIPTION		CONTRACTED FEE (\$)	PREVIOUSLY INVOICED (\$ AMOUNT)	INVOICED TO DATE (\$ AMOUNT)	INVOICE NO.	AMOUNT DUE THIS INVOICE
			(% COMPLETED)	(% COMPLETED)	20162803	
5.56 FIBER OPTIC SPLICE CHART - ITS		\$22,010.04	\$0.00	0.00%		\$0.00
5.6 DYNAMIC MESSAGE SIGNS						
5.61 DYNAMIC MESSAGE SIGNS (DIMS) CROSS ELEVATION DETAILS		\$13,861.25	\$0.00	0.00%		\$13,861.25
5.62 DYNAMIC MESSAGE SIGNS (DIMS) CROSS ATTACHMENT DETAILS		\$2,416.22	\$0.00	0.00%		\$2,416.22
5.7 ORIGIN DESTINATION - AVERAGE SPEED FOR INCIDENT MANAGEMENT						
5.75 SPLICE CHART		\$8,373.78	\$0.00	0.00%		\$8,373.78
5.8 MISCELLANEOUS DETAILS						
5.81 GROUND BOX DETAILS		\$2,880.32	\$864.10	30.00%		\$1,584.18
5.82 TRENCH CONDUIT DETAILS		\$2,880.32	\$864.10	30.00%		\$1,584.18
5.83 BRIDGE CONDUIT DETAILS		\$2,880.32	\$864.10	30.00%		\$1,584.18
5.84 FIBER OPTIC MARKER LAYOUT		\$1,440.16	\$0.00	0.00%		\$1,440.16
5.85 ILLUMINATION CONTOUR LIGHTING - TOLL GANTRIES, APPROACHES TO TOLLING AREA		\$10,392.94	\$3,117.88	30.00%		\$5,716.12
5.86 ILLUMINATION DESIGN- TOLL GANTRIES, APPROACHES TO TOLLING AREA		\$20,743.87	\$6,223.16	30.00%		\$11,411.58
5.87 LARGE GROUND MOUNTED SIGN STRUCTURE DESIGN		\$5,820.55	\$1,746.17	30.00%		\$3,201.30
5.88 LARGE GUIDE SIGN PANEL DETAILS		\$6,978.63	\$2,093.59	30.00%		\$3,638.25
5.9 UTILITY COORDINATION						
5.91 ELECTRIC SERVICES - ITS, TOLLING, ILLUMINATION, SIGNALS		\$21,361.60	\$0.00	0.00%		\$21,361.60
5.92 COMMUNICATION - ITS		\$21,361.60	\$0.00	0.00%		\$21,361.60
DIRECT EXPENSES		\$3,587.80	\$1,070.34	30.00%		\$1,965.29
SUBTOTAL - TEDSI INFRASTRUCTURE GROUP, INC.		\$635,774.33	\$97,860.87	15.39%		\$494,619.73
JM ENGINEERING, LLC						
PROJECT MANAGEMENT						
PREPARATION OF INVOICES AND PROGRESS REPORTS (TOTAL = 4 EA)						
DEVELOP PDF OF WORK FOR BACKUP ON INVOICES (TOTAL = 4 EA)						
5.1 GENERAL		\$2,393.15	\$717.95	30.00%		\$358.97
GENERAL NOTES ITS - 90% PS&E		\$1,767.92	\$530.38	30.00%		\$265.18
5.1B-9 CONSTRUCTION COST ESTIMATE - 60% PS&E		\$3,557.45	\$0.00	0.00%		\$3,557.46
5.1B-9 CONSTRUCTION COST ESTIMATE - 90% PS&E		\$3,665.28	\$1,099.58	30.00%		\$2,015.90
5.1B-10 CONSTRUCTION COST ESTIMATE - 90% PS&E		\$3,665.28	\$0.00	0.00%		\$3,665.28
5.1B-11 CONSTRUCTION COST ESTIMATE - 100% PS&E		\$1,832.64	\$0.00	0.00%		\$1,832.64
5.1B-12 SPECIFICATIONS - 90% PS&E		\$13,636.92	\$4,091.08	30.00%		\$6,136.61
5.1B-13 SPECIFICATIONS - 100% PS&E		\$1,832.64	\$0.00	0.00%		\$1,832.64
5.1B-14 PREPARE CONSTRUCTION SCHEDULE - 90% PS&E		\$7,438.32	\$0.00	0.00%		\$7,438.32
5.1B-15 PREPARE CONSTRUCTION SCHEDULE - 100% PS&E		\$1,185.84	\$0.00	0.00%		\$1,185.84
5.1B-16 QA-QC 30% SUBMITTAL SCHEMATIC		\$10,025.40	\$10,025.40	100.00%		\$0.00
5.1B-17 QA-QC 60% SUBMITTAL PS&E		\$10,025.40	\$0.00	0.00%		\$10,025.40
5.1B-18 QA-QC 90% SUBMITTAL PS&E		\$5,012.70	\$0.00	0.00%		\$5,012.70
5.1B-19 QA-QC 100% SUBMITTAL PS&E		\$3,341.80	\$0.00	0.00%		\$3,341.80
5.5 FIBER OPTIC NETWORK DETAILS						
5.51 SYSTEM LAYOUT - ITS EQUIPMENT		\$24,524.90	\$7,357.47	30.00%		\$13,488.69
5.54 EQUIPMENT CABINET DIAGRAMS - ITS		\$24,524.90	\$0.00	0.00%		\$24,524.90
5.7 ORIGIN DESTINATION - AVERAGE SPEED FOR INCIDENT MANAGEMENT						
5.71 ORIGIN DESTINATION (OD), AVERAGE SPEED FOR INCIDENT MANAGEMENT LAYOUTS						
5.72 ELECTRICAL SERVICE DATA		\$14,254.08	\$4,276.22	30.00%		\$7,639.74
5.73 SYSTEM LAYOUT		\$1,908.09	\$0.00	0.00%		\$1,908.09
5.74 EQUIPMENT CABINET DIAGRAMS		\$6,274.08	\$0.00	0.00%		\$6,274.08
5.8 MISCELLANEOUS DETAILS		\$9,572.82	\$0.00	0.00%		\$9,572.82
5.8B ELECTRICAL SERVICE DATA (ITS)TOLLING		\$3,654.48	\$0.00	0.00%		\$3,654.48
5.8B-1 TOLL GANTRIES LIGHTNING PROTECTION - RAMP		\$9,556.62	\$0.00	0.00%		\$9,556.62
5.8B-2 TOLL GANTRIES LIGHTNING PROTECTION - MAIN LANE		\$11,790.81	\$0.00	0.00%		\$11,790.81
5.8B-3 TOLL GANTRIES LIGHTNING PROTECTION DETAILS		\$2,463.27	\$0.00	0.00%		\$2,463.27
5.8B-4 ELECTRICAL NOTES		\$4,859.16	\$0.00	0.00%		\$4,859.16
DIRECT EXPENSES		\$1,630.00	\$489.00	30.00%		\$1,630.00
SUBTOTAL - JM ENGINEERING, LLC		\$184,393.97	\$28,587.08	15.50%		\$147,259.55
GRAND TOTAL		\$820,168.30	\$126,447.95	15.42%		\$641,879.28
				21.83%		\$52,574.57
						\$52,574.57
						TOTAL THIS INVOICE =

Work Schedule

ID	Task Name	Duration	Start	Finish	May	Jun	Jul	Aug	Sep	Oct	Nov	Dec
1	ITS & TOLLING DESIGN SERVICES PS&E	94 days	Wed 5/18/16	Mon 9/26/16								
2	NOTICE TO PROCEED	1 day	Wed 5/18/16	Wed 5/18/16	5/18							
3	TEDSI	94 days	Wed 5/18/16	Mon 9/26/16	5/18							
4	PROJECT MANAGEMENT	94 days	Wed 5/18/16	Mon 9/26/16	5/18							
5	PREPARE/MANAGE WORK AUTHORIZATIONS (PS&E DEVELOPMENT) (INCLUDING RECORD KEEPING, FILING, ADMINISTRATION, ETC)	94 days	Wed 5/18/16	Mon 9/26/16	5/18							
6	SCHEDULE & ATTEND WORK AUTHORIZATION DEVELOPMENT MEETINGS (2 MEETINGS)	2 days	Wed 5/18/16	Thu 5/19/16	5/18							
7	COORDINATION/PREPARE SUB WORK AUTHORIZATIONS/MANAGE SUBCONSULTANTS	7 days	Wed 5/18/16	Thu 5/26/16	5/18							
8	PREPARATION OF INVOICES AND PROGRESS REPORTS (TOTAL = 4 EA)	94 days	Wed 5/18/16	Mon 9/26/16	5/18							
9	DEVELOP PDF OF WORK FOR BACKUP ON INVOICES (TOTAL = 4 EA)	94 days	Wed 5/18/16	Mon 9/26/16	5/18							
10	SCHEDULE & ATTEND PRE-DESIGN MEETING & PREPARE MINUTES (TOTAL = 1)	2 days	Wed 5/18/16	Thu 5/19/16	5/18							
11	SCHEDULE, ATTEND AND PREPARE MINUTES FOR 4 MONTHLY PROGRESS MEETINGS (2 HRS)	94 days	Wed 5/18/16	Mon 9/26/16	5/18							
12	MONITOR SUB-PROVIDER'S SCHEDULE ON A MONTHLY BASIS (4 MONTHS)	94 days	Wed 5/18/16	Mon 9/26/16	5/18							
13	5.1 GENERAL	94 days	Wed 5/18/16	Mon 9/26/16	5/18							
14	5.1.1 FIELD INVENTORY	14 days	Wed 5/18/16	Mon 6/6/16	5/18	6/6						
15	5.1.2 TITLE SHEET - 60%, 90%, 100% PS&E	36 days	Mon 8/8/16	Mon 9/26/16				8/8	9/26			
16	5.1.3 INDEX OF SHEETS - 60%, 90%, 100% PS&E	36 days	Mon 8/8/16	Mon 9/26/16				8/8	9/26			
17	5.1.4 PROJECT LAYOUT - 60%, 90%, 100% PS&E	36 days	Mon 8/8/16	Mon 9/26/16				8/8	9/26			
18	5.1.5 SUMMARY TOLLING - 60%, 90%, 100% PS&E	35 days	Tue 8/9/16	Mon 9/26/16				8/9	9/26			
19	5.1.6 SUMMARY ITS - 60%, 90%, 100% PS&E	36 days	Mon 8/8/16	Mon 9/26/16				8/8	9/26			
20	5.1.7 SUMMARY ILLUMINATION - 60%, 90%, 100% PS&E	36 days	Mon 8/8/16	Mon 9/26/16				8/8	9/26			
21	5.1.8 SUMMARY CIVIL IMPROVEMENTS - 60%, 90%, 100% PS&E	36 days	Mon 8/8/16	Mon 9/26/16				8/8	9/26			
22	5.1.9 SUMMARY LARGE SIGNS - 60%, 90%, 100% PS&E	36 days	Mon 8/8/16	Mon 9/26/16				8/8	9/26			
23	5.1.9-1 SUMMARY LARGE SIGNS (SOLS STD) - 60%, 90%, 100% PS&E	36 days	Mon 8/8/16	Mon 9/26/16				8/8	9/26			
24	5.1.9-2 PAVEMENT MARKINGS - 60%, 90%, 100% PS&E	36 days	Mon 8/8/16	Mon 9/26/16				8/8	9/26			
25	5.1.9-3 GENERAL NOTES ITS-90%, 100% PSE	16 days	Mon 9/5/16	Mon 9/26/16				8/8	9/26			
26	5.1.9-4 GENERAL NOTES TOLLING - 90%, 100% PS&E	16 days	Mon 9/5/16	Mon 9/26/16				9/5	9/26			
27	5.1.9-5 STANDARDS - 60% PS&E	36 days	Mon 6/20/16	Mon 8/8/16		6/20		8/8	9/26			
28	5.1.9-6 STANDARDS - 90% PS&E	21 days	Mon 8/8/16	Mon 9/5/16				8/8	9/5			
29	5.1.9-7 STANDARDS - 100% PS&E	16 days	Mon 9/5/16	Mon 9/26/16				9/5	9/26			

ID	Task Name	Duration	Start	Finish	2016											
					May	Jun	Jul	Aug	Sep	Oct	Nov	Dec				
30	5.2 CIVIL IMPROVEMENTS	94 days	Wed 5/18/16	Mon 9/26/16	5/18					9/26						
31	5.21 SH 365 MAIN LANE GANTRIES	94 days	Wed 5/18/16	Mon 9/26/16	5/18					9/26						
32	5.22 SH 365 RAMP GANTRIES	94 days	Wed 5/18/16	Mon 9/26/16	5/18					9/26						
33	5.23 EARTHWORKS	94 days	Wed 5/18/16	Mon 9/26/16	5/18					9/26						
34	5.24 CROSS-SECTIONS	94 days	Wed 5/18/16	Mon 9/26/16	5/18					9/26						
35	5.25 MISC ROADWAY DETAILS	94 days	Wed 5/18/16	Mon 9/26/16	5/18					9/26						
36	5.3 ITS AND TOLLING LAYOUTS	94 days	Wed 5/18/16	Mon 9/26/16	5/18					9/26						
37	5.31 SH 365	94 days	Wed 5/18/16	Mon 9/26/16	5/18					9/26						
38	5.32 BSIF CONNECTOR	94 days	Wed 5/18/16	Mon 9/26/16	5/18					9/26						
39	5.33 US 281	94 days	Wed 5/18/16	Mon 9/26/16	5/18					9/26						
40	5.34 INTERSECTION LAYOUTS (SIGNALIZED INTERSECTIONS)	94 days	Wed 5/18/16	Mon 9/26/16	5/18					9/26						
41	5.4 TOLL GANTRY DETAILS	94 days	Wed 5/18/16	Mon 9/26/16	5/18					9/26						
42	MAIN LANE GANTRIES OVERHEAD SIGN BRIDGE (OSB) STRUCTURES - 4 GANTRIES, 2 OSB/GANTRY	94 days	Wed 5/18/16	Mon 9/26/16	5/18					9/26						
43	5.41 ELEVATION DETAILS FOR OSB - 2 PER TOLLING LOCATION	94 days	Wed 5/18/16	Mon 9/26/16	5/18					9/26						
44	5.42 ELEVATION DETAILS FOR TOLLING EQUIPMENT - 2 PER TOLLING LOCATION	94 days	Wed 5/18/16	Mon 9/26/16	5/18					9/26						
45	5.43 PLAN DETAILS - TOLLING EQUIPMENT	94 days	Wed 5/18/16	Mon 9/26/16	5/18					9/26						
46	RAMP GANTRIES CANTILEVER OVERHEAD SIGN STRUCTURES (COSS) - 5 GANTRIES, 2 COSS/GANTRY	94 days	Wed 5/18/16	Mon 9/26/16	5/18					9/26						
47	5.44 ELEVATION DETAILS FOR COSS - 2 PER TOLLING LOCATION	94 days	Wed 5/18/16	Mon 9/26/16	5/18					9/26						
48	5.45 ELEVATION DETAILS FOR TOLLING EQUIPMENT - 2 PER TOLLING LOCATION	94 days	Wed 5/18/16	Mon 9/26/16	5/18					9/26						
49	5.46 PLAN DETAILS - TOLLING EQUIPMENT	94 days	Wed 5/18/16	Mon 9/26/16	5/18					9/26						
50	5.5 FIBER OPTIC NETWORK DETAILS	94 days	Wed 5/18/16	Mon 9/26/16	5/18					9/26						
51	5.52 SYSTEM LAYOUT - TOLLING EQUIPMENT	94 days	Wed 5/18/16	Mon 9/26/16	5/18					9/26						
52	5.53 EQUIPMENT CABINET DIAGRAMS - TOLLING	94 days	Wed 5/18/16	Mon 9/26/16	5/18					9/26						
53	5.55 FIBER OPTIC SPLICE CHART - TOLLING	94 days	Wed 5/18/16	Mon 9/26/16	5/18					9/26						
54	5.56 FIBER OPTIC SPLICE CHART - ITS	94 days	Wed 5/18/16	Mon 9/26/16	5/18					9/26						
55	5.6 DYNAMIC MESSAGE SIGNS	94 days	Wed 5/18/16	Mon 9/26/16	5/18					9/26						
56	5.61 DYNAMIC MESSAGE SIGNS (DMS) COSS ELEVATION DETAILS	94 days	Wed 5/18/16	Mon 9/26/16	5/18					9/26						
57	5.62 DYNAMIC MESSAGE SIGNS (DMS) COSS ATTACHMENT DETAILS	94 days	Wed 5/18/16	Mon 9/26/16	5/18					9/26						
58	5.7 ORIGIN DESTINATION - AVERAGE SPEED FOR INCIDENT MANAGEMENT	94 days	Wed 5/18/16	Mon 9/26/16	5/18					9/26						

Work Schedule

ID	Task Name	Duration	Start	Finish	May	Jun	Jul	Aug	Sep	Oct	Nov	Dec
59	5.75 SPLICE CHART	94 days	Wed 5/18/16	Mon 9/26/16	5/18				9/26			
60	5.8 MISCELLANEOUS DETAILS	94 days	Wed 5/18/16	Mon 9/26/16	5/18				9/26			
61	5.81 GROUND BOX DETAILS	94 days	Wed 5/18/16	Mon 9/26/16	5/18				9/26			
62	5.82 TRENCH CONDUIT DETAILS	94 days	Wed 5/18/16	Mon 9/26/16	5/18				9/26			
63	5.83 BRIDGE CONDUIT DETAILS	94 days	Wed 5/18/16	Mon 9/26/16	5/18				9/26			
64	5.84 FIBER OPTIC MARKER LAYOUT	94 days	Wed 5/18/16	Mon 9/26/16	5/18				9/26			
65	5.85 ILLUMINATION CONTOUR LIGHTING - TOLL GANTRIES, APPROACHES TO TOLLING AREA	94 days	Wed 5/18/16	Mon 9/26/16	5/18				9/26			
66	5.86 ILLUMINATION DESIGN - TOLL GANTRIES, APPROACHES TO TOLLING AREA	94 days	Wed 5/18/16	Mon 9/26/16	5/18				9/26			
67	5.87 LARGE GROUND MOUNTED SIGN STRUCTURE DESIGN	94 days	Wed 5/18/16	Mon 9/26/16	5/18				9/26			
68	5.88 LARGE GUIDE SIGN PANEL DETAILS	94 days	Wed 5/18/16	Mon 9/26/16	5/18				9/26			
69	5.9 UTILITY COORDINATION	94 days	Wed 5/18/16	Mon 9/26/16	5/18				9/26			
70	5.91 ELECTRIC SERVICES - ITS, TOLLING, ILLUMINATION, SIGNALS	94 days	Wed 5/18/16	Mon 9/26/16	5/18				9/26			
71	5.92 COMMUNICATION - ITS	94 days	Wed 5/18/16	Mon 9/26/16	5/18				9/26			
72	JME	94 days	Wed 5/18/16	Mon 9/26/16	5/18				9/26			
73	PROJECT MANAGEMENT	94 days	Wed 5/18/16	Mon 9/26/16	5/18				9/26			
74	PREPARATION OF INVOICES AND PROGRESS REPORTS (TOTAL = 4 EA)	94 days	Wed 5/18/16	Mon 9/26/16	5/18				9/26			
75	DEVELOP PDF OF WORK FOR BACKUP ON INVOICES (TOTAL = 4 EA)	94 days	Wed 5/18/16	Mon 9/26/16	5/18				9/26			
76	5.1 GENERAL	94 days	Wed 5/18/16	Mon 9/26/16	5/18				9/26			
77	GENERAL NOTES ITS - 90%, 100% PS&E	16 days	Mon 9/5/16	Mon 9/26/16				9/5	9/26			
78	5.19-9 CONSTRUCTION COST ESTIMATE - 60% PS&E	36 days	Mon 6/20/16	Mon 8/8/16		6/20		8/8				
79	5.19-10 CONSTRUCTION COST ESTIMATE - 90% PS&E	21 days	Mon 8/8/16	Mon 9/5/16				8/8	9/5			
80	5.19-11 CONSTRUCTION COST ESTIMATE - 100% PS&E	16 days	Mon 9/5/16	Mon 9/26/16				9/5	9/26			
81	5.19-12 SPECIFICATIONS - 90% PS&E	21 days	Mon 8/8/16	Mon 9/5/16				8/8	9/5			
82	5.19-13 SPECIFICATIONS - 100% PS&E	16 days	Mon 9/5/16	Mon 9/26/16				9/5	9/26			
83	5.19-14 PREPARE CONSTRUCTION SCHEDULE - 90% PS&E	21 days	Mon 8/8/16	Mon 9/5/16				8/8	9/5			
84	5.19-15 PREPARE CONSTRUCTION SCHEDULE - 100% PS&E	16 days	Mon 9/5/16	Mon 9/26/16				9/5	9/26			
85	5.19-16 QA-QC 30% SUBMITTAL SCHEMATIC	24 days	Wed 5/18/16	Mon 6/20/16	5/18		6/20					
86	5.19-17 QA-QC 60% SUBMITTAL PS&E	35 days	Mon 6/20/16	Mon 8/8/16		6/20		8/8				
87	5.19-18 QA-QC 90% SUBMITTAL PS&E	21 days	Mon 8/8/16	Mon 9/5/16				8/8	9/5			
88	5.19-19 QA-QC 100% SUBMITTAL PS&E	16 days	Mon 9/5/16	Mon 9/26/16				9/5	9/26			



HCMA ITS & TOLL PS&E
WORK AUTHORIZATION NO. 4
EXHIBIT C



Work Schedule

ID	Task Name	Duration	Start	Finish	2016											
					May	Jun	Jul	Aug	Sep	Oct	Nov	Dec				
89	5.5 FIBER OPTIC NETWORK DETAILS	94 days	Wed 5/18/16	Mon 9/26/16	5/18					9/26						
90	5.51 SYSTEM LAYOUT - ITS EQUIPMENT	94 days	Wed 5/18/16	Mon 9/26/16	5/18					9/26						
91	5.54 EQUIPMENT CABINET DIAGRAMS - ITS	94 days	Wed 5/18/16	Mon 9/26/16	5/18					9/26						
92	5.7 ORIGIN DESTINATION - AVERAGE SPEED FOR INCIDENT MANAGEMENT	94 days	Wed 5/18/16	Mon 9/26/16	5/18					9/26						
93	5.71 ORIGIN DESTINATION (OD) AVERAGE SPEED FOR INCIDENT MANAGEMENT LAYOUTS	94 days	Wed 5/18/16	Mon 9/26/16	5/18					9/26						
94	5.72 ELECTRICAL SERVICE DATA	94 days	Wed 5/18/16	Mon 9/26/16	5/18					9/26						
95	5.73 SYSTEM LAYOUT	94 days	Wed 5/18/16	Mon 9/26/16	5/18					9/26						
96	5.74 EQUIPMENT CABINET DIAGRAMS	94 days	Wed 5/18/16	Mon 9/26/16	5/18					9/26						
97	5.8 MISCELLANEOUS DETAILS	94 days	Wed 5/18/16	Mon 9/26/16	5/18					9/26						
98	5.89 ELECTRICAL SERVICE DATA ITS/TOLLING	94 days	Wed 5/18/16	Mon 9/26/16	5/18					9/26						
99	5.89-1 TOLL GANTRIES LIGHTNING PROTECTION - RAMP	94 days	Wed 5/18/16	Mon 9/26/16	5/18					9/26						
100	5.89-2 TOLL GANTRIES LIGHTNING PROTECTION - MAIN LANE	94 days	Wed 5/18/16	Mon 9/26/16	5/18					9/26						
101	5.89-3 TOLL GANTRIES LIGHTNING PROTECTION DETAILS	94 days	Wed 5/18/16	Mon 9/26/16	5/18					9/26						
102	5.89-4 ELECTRICAL NOTES	94 days	Wed 5/18/16	Mon 9/26/16	5/18					9/26						

Task

Progress

ATTACHMENT H-3

**Subprovider Monitoring System for Federally Funded Contracts
Progress Assessment Report for month of July 2016**

Contract #:

Date of Execution: 07/29/2014 WA 01

Prime Provider: TEDSI Infrastructure Group, Inc.

Work Authorization No. 4

Original Contract Amount (WA 1): \$270,100.69
Approved Supplemental Agreements (WA 2 thru 4): \$1,152,504.62
Total Contract Amount: \$1,422,605.31
Work Authorization 4 Amount: \$820,168.30

If no subproviders are used on this contract, please indicate by placing "N/A" on the 1st line under Subproviders.

DBE	All Subproviders	Category of Work	Total Subprovider Amount	% Total Contract Amount	Amount Paid This Period	Amount Paid To Date	Subcontract Balance Remaining
D	Fagan Consulting, LLC (WA 1, 2 and 3)	Toll Road System Development	\$374,200.38	26.3%	\$15,881.21	\$318,745.66	\$55,454.72
D	JM Engineering, LLC (WA 4)	ITS Design Toll Infrastructure Design	\$184,393.97	13.0%	\$9,280.84	\$37,867.92	\$146,526.05
	WP Consultants, Inc.	Toll Road System					
D	Unitech Consulting Engineers, Inc.	Infrastructure Structural Design					
D	The Warren Group Architects, Inc.	Architectural/Aesthetics Design					
TOTAL			\$558,594.35	39.27%	\$25,162.05	\$356,613.58	\$201,980.77

Fill out Progress Assessment Report with each estimate/invoice submitted, for all subcontracts, and forward as follows:

1 Copy with Invoice - Hidalgo County Regional Mobility Authority Office

I hereby certify that the above is true and correct statement of the amounts paid to the firms listed above.



Mark Lupher, Executive Vice-President
Print Name - Company Official/ DBE Liaison Officer

For:

Signature

08-01-2016

Date

mlupher@tedsi.com

E-mail

(956) 424-7898

Phone

(956) 424-7022

Fax

Intelligent Traffic System and Tolling Design Services Agreement For TEDSI Infrastructure Group, Inc. for
HCRMA 0000 Systemwide Projects including the 0010 IBTC and 0030 SH 365 Tollroads
Attachment H-3 - Page 1

HIDALGO COUNTY REGIONAL MOBILITY AUTHORITY
PAYMENT SUMMARY

L&G Engineering - SH 365 Segment 1 - FM 1016 to McColl Road
\$5,915,101.32 * Maximum payable fee

Maximum fee minus approved WA \$485,449.09

	Approved WA Amount	Invoice Date										WA Total Billed	WA Balance
		5/25/2012	7/5/2012	8/1/2012	9/4/2012	10/3/2012	10/31/2012	11/30/2012	12/31/2012	1/31/2013	2/28/2013	3/31/2013	
WA#1	\$998,837.67	\$111,770.62	\$114,043.63	\$110,921.36	\$108,063.46	\$114,434.74	\$102,011.62	\$47,242.33	\$31,200.52	\$35,448.02	\$41,622.86	\$37,737.61	\$246,352.52
Supp#1 WA#1	\$310,893.87						\$102,011.62	\$58,549.48	\$40,718.83	\$13,102.79	\$15,462.88	\$13,220.34	\$67,827.93
	\$1,309,731.54	\$111,770.62	\$114,043.63	\$110,921.36	\$108,063.46	\$114,434.74	\$102,011.62	\$105,791.81	\$71,919.35	\$48,550.81	\$57,085.74	\$50,957.95	\$314,180.45

	Approved WA Amount	Invoice Date										WA Total Billed	WA Balance
		4/30/2013	5/30/2013	6/30/2013	12/4/2013	2/5/2014	2/28/2014	3/5/2014	4/2/2014	4/30/2014	5/7/2014	6/4/2014	
WA#1	\$998,837.67	\$43,725.40	\$44,978.07	\$63,353.20									\$94,295.85
Supp#1 WA#1	\$310,893.87	\$16,130.53	\$7,451.25	\$20,161.95									\$24,084.20
WA#2	\$283,023.23				\$27,764.14	\$15,500.56	\$159,445.58			\$38,904.12			\$41,408.83
WA#3	\$3,719,885.81					\$107,817.53		\$187,467.05	\$246,122.43	\$38,904.12	\$389,972.82	\$310,062.59	\$2,478,443.39
	\$5,312,640.58	\$59,855.93	\$52,429.32	\$83,515.15	\$27,764.14	\$123,318.09	\$159,445.58	\$187,467.05	\$246,122.43	\$38,904.12	\$389,972.82	\$310,062.59	\$2,638,232.27

	Approved WA Amount	Invoice Date										WA Total Billed	WA Balance
		6/4/2014	7/3/2014	8/8/2014	9/3/2014	10/3/2014	11/4/2014	12/2/2014	4/3/2015	10/2/2015	4/5/2016	8/3/2016	
WA#1	\$998,837.67							\$60,432.73					\$33,863.12
WA#1 Supp#1	\$310,893.87												\$24,084.20
WA#2	\$283,023.23	\$12,007.64	\$14,359.32		\$5,466.72								\$9,575.15
WA#3	\$3,719,885.81		\$318,120.32	\$643,846.16	\$249,851.87	\$304,178.86	\$185,547.73	\$365,810.12	\$38,443.68	\$172,397.14			\$167,608.08
WA#3 Supp#3	\$117,011.65										\$106,707.37		\$10,304.28
	\$5,429,652.23	\$12,007.64	\$332,479.64	\$643,846.16	\$255,318.59	\$304,178.86	\$185,547.73	\$426,242.85	\$38,443.68	\$172,397.14	\$106,707.37	\$32,639.43	\$245,434.83
													\$5,429,652.23

Amount Approved for Payment

*Note: Maximum payable fee and WA#1 awarded and approved on April 11, 2011 in the amount of \$5,887,542.43 and \$998,837.67 respectively.
WA#1 - Supp#1 was approved October 18, 2012 to provide preliminary engineering from FM 396 to FM 1016 as part of environmental clearance in the amount of \$310,893.87.
Maximum payable fee revised on November 21, 2012 to the amount of \$5,915,101.32 to revise project limits and DBE reporting requirements.
WA#2 was approved November 20, 2013 to provide US IBC bridge layouts in the amount of \$283,023.23.
WA#3 was approved December 18, 2013 to provide final PS&E for SH 365 in the amount of \$3,719,885.21.
WA#3 - Supp#1 was approved February 23, 2016 to update final pavement design to concrete in the amount of \$117,011.65.

Approved for Payment 8/11/2016 Date
VRF 2013 Bond Construction Account

Prepared by:
P. Rodriguez, PE
Tx PE #85,567
8/11/2016




HCRMA

HIDALGO COUNTY REGIONAL MOBILITY AUTHORITY

REQUEST FOR RECOMMENDATION ON PAYMENT

To: Dannenbaum Engineering
Attn: Louis Jones, HCRMA Project Manager
1109 Nolana Loop, Suite 208
McAllen, Texas 78504

Month and Year	7/1/16 through 7/31/16	
Contractor	L&G Engineering	
Project/WA	SH 365 Segment 2 Work Authorization #3	
Invoice #	11325832	Date: 8/4/16
Amount	\$ 32,639.43	
Date Sent	8/3/16	

Date Received		
Received by		
Recommendation:	<input checked="" type="checkbox"/> Approval	<input type="checkbox"/> Disapproval
Comments:	<i>OK to approve</i>	
		
Louis Jones, HCRMA Program Manager		<u>8/08/16</u> Date
Recommendation:	<input checked="" type="checkbox"/> Approval	<input type="checkbox"/> Disapproval
Comments:		
		
Pilar Rodriguez, Executive Director		<u>8/11/2016</u> Date

Please return this form via email to fkoll@hcrma.net



INVOICE PERIOD: 7/1/16 through 7/31/16

INVOICE AMOUNT: \$32,639.43

August 3, 2016

Mr. Pilar Rodriguez, P.E. – Executive Director HCRMA
ATTN: Mr. Louis H. Jones, P.E. – Program Manager HCRMA
Hidalgo County Regional Mobility Authority
118 S. Cage Blvd., 4th Floor
Pharr, Texas 78577

RE: Work Authorization #3 on 365 Toll Segment 2
Invoice No. 11325832

Dear Mr. Jones:

Attached for your review and approval is our invoice for services rendered during the month of July 2016 on the subject referenced project. The below referenced work product deliverables will be uploaded via Project Wise to the following directory: 0030 SH365\01 Contract Admin\0032 L&G\06 Invoice\20160803 July Invoice\WA #3.

The following is attached:

- L&G Invoice No. 11325832
- TEDSI Sub Invoice
- Exhibit H-3
- Invoice Backup Uploaded to Project Wise Containing:
 - 95% PS&E Merged Submittal Package

The following is a narrative of the progress for this period.

TASK
FC 110: SPECIAL SERVICE - SCHEMATIC REDESIGN (VE & PM Recommendations)
NO UPDATE: See Progress Report Dated 6-4-14 for last update. We continue to await the final approval from TxDOT. ✓
FC 110 (Subtask 110.1): SPECIAL SERVICE - GEOTECHNICAL (Exploration & Testing)
NO UPDATE: This task is complete. ✓
FC 145: PROJECT MANAGEMENT
NO UPDATE: See Progress Report Dated 10-2-15 for last update. ✓
FC 160 (Subtask 160.1): ROADWAY DESIGN CONTROLS
NO UPDATE: See Progress Report Dated 10-2-15 for last update. ✓
FC 160 (Subtask 160.2): ROADWAY DESIGN CONTROLS (RGEC)
NO UPDATE: See Progress Report Dated 10-2-15 for last update. ✓
FC 161 (Subtask 161.1): DRAINAGE DETAILS – Drainage
NO UPDATE: See Progress Report Dated 10-2-15 for last update. ✓

FC 161 (Subtask 161.2): DRAINAGE DETAILS - Drainage (RGEC)
<u>NO UPDATE:</u> <i>See Progress Report Dated 10-2-15 for last update.</i>
FC 161 (Subtask 161.3): DRAINAGE DETAILS – Levee Design
<u>NO UPDATE:</u> <i>See Progress Report Dated 10-2-15 for last update.</i>
FC 161 (Subtask 161.4): DRAINAGE DETAILS – Environmental
<u>NO UPDATE:</u> <i>See Progress Report Dated 10-2-15 for last update.</i>
FC 161 (Subtask 161.5): DRAINAGE DETAILS – Environmental (RGEC)
<u>NO UPDATE:</u> <i>See Progress Report Dated 10-2-15 for last update.</i>
FC 162 (Subtask 162.1): TRAFFIC ITEMS – Signalization Design (ETSI)
<u>NO UPDATE:</u> <i>See Progress Report Dated 10-2-15 for last update.</i>
FC 162 (Subtask 162.2): TRAFFIC ITEMS – Signing Design (TEDSI)
<u>NO UPDATE:</u> <i>See Progress Report Dated 10-2-15 for last update.</i>
FC 162 (Subtask 162.3): TRAFFIC ITEMS – Pavement Markings Design (TEDSI)
<u>NO UPDATE:</u> <i>See Progress Report Dated 10-2-15 for last update.</i>
FC 163 (Subtask 163.1): MISCELLANEOUS (ROADWAY) - General
<u>NO UPDATE:</u> <i>See Progress Report Dated 10-2-15 for last update.</i>
FC 163 (Subtask 163.2): MISCELLANEOUS (ROADWAY) – General (RGEC)
<u>NO UPDATE:</u> <i>See Progress Report Dated 10-2-15 for last update.</i>
FC 163 (Subtask 163.3): MISCELLANEOUS (ROADWAY) – Traffic Control Plan (TCP)
<u>NO UPDATE:</u> <i>See Progress Report Dated 10-2-15 for last update.</i>
FC 163 (Subtask 163.4): MISCELLANEOUS (ROADWAY) – Illumination Design (ETSI)
<u>NO UPDATE:</u> <i>See Progress Report Dated 10-2-15 for last update.</i>
FC 163 (Subtask 163.5): MISCELLANEOUS (ROADWAY) – Retaining Wall
<u>NO UPDATE:</u> <i>See Progress Report Dated 10-2-15 for last update.</i>
FC 163 (Subtask 163.6): MISCELLANEOUS (ROADWAY) – Cross Sections
<u>NO UPDATE:</u> <i>See Progress Report Dated 10-2-15 for last update.</i>
FC170 (Subtask 170.1): BRIDGE DESIGN – FM 494 Bridge
<u>NO UPDATE:</u> <i>See Progress Report Dated 10-2-15 for last update.</i>
FC170 (Subtask 170.2): BRIDGE DESIGN – Floodway Bridge
<u>NO UPDATE:</u> <i>See Progress Report Dated 10-2-15 for last update.</i>
FC170 (Subtask 170.3): BRIDGE DESIGN – West Bound 10th Street Bridge (B2Z)
<u>NO UPDATE:</u> <i>See Progress Report Dated 10-2-15 for last update.</i>

FC170 (Subtask 170.4): BRIDGE DESIGN – East Bound 10th Street Bridge (B2Z)
<u>NO UPDATE:</u> <i>See Progress Report Dated 10-2-15 for last update.</i>
FC170 (Subtask 170.5): BRIDGE DESIGN – West Bound Canal Bridge
<u>NO UPDATE:</u> <i>See Progress Report Dated 10-2-15 for last update.</i>
FC170 (Subtask 170.6): BRIDGE DESIGN – East Bound Canal Bridge
<u>NO UPDATE:</u> <i>See Progress Report Dated 10-2-15 for last update.</i>
FC170 (Subtask 170.7): BRIDGE DESIGN – McColl Rd Underpass Bridge (B2Z)
<u>NO UPDATE:</u> <i>See Progress Report Dated 10-2-15 for last update.</i>
FC170 (Subtask 170.8): BRIDGE DESIGN – Bridge Standards
<u>NO UPDATE:</u> <i>See Progress Report Dated 10-2-15 for last update.</i>
FC170 (Subtask 170.9): BRIDGE DESIGN – Scour Analysis on Canal Bridge (B2Z)
<u>NO UPDATE:</u> <i>This task is complete.</i>

Supplemental #3 (Conc Pvmnt Design)

SUPPL #3 - FC 160 (Subtask 160.1): ROADWAY DESIGN CONTROLS
<u>NO UPDATE:</u> <i>See Progress Report Dated 4-5-16 for last update.</i>
SUPPL #3 - FC 162 (Subtask 162.3): TRAFFIC ITEMS – Pavement Markings Design (TEDSI)
<u>UPDATED:</u> <i>See Attached Sub-Consultant Progress Report and Invoice From TEDSI.</i>
SUPPL #3 - FC 163 (Subtask 163.1): MISCELLANEOUS (ROADWAY) - General
<u>NO UPDATE:</u> <i>See Progress Report Dated 4-5-16 for last update.</i>
SUPPL #3 - FC 163 (Subtask 163.2): MISCELLANEOUS (ROADWAY) – General (RGEC)
<u>NO UPDATE:</u> <i>See Progress Report Dated 4-5-16 for last update.</i>
SUPPL #3 - FC 163 (Subtask 163.3): MISCELLANEOUS (ROADWAY) – TCP
<u>NO UPDATE:</u> <i>See Progress Report Dated 4-5-16 for last update.</i>
SUPPL #3 - FC 163 (Subtask 163.6): MISCELLANEOUS (ROADWAY) – Cross Sections
<u>NO UPDATE:</u> <i>See Progress Report Dated 4-5-16 for last update.</i>
SUPPL #3 - FC 163 (Subtask 163.6): MISC (ROADWAY) – Cross Sections (RGEC)
<u>NO UPDATE:</u> <i>See Progress Report Dated 4-5-16 for last update.</i>
SUPPL #3 - FC170 (Subtask 170.1): BRIDGE DESIGN – FM 494 Bridge
<u>NO UPDATE:</u> <i>See Progress Report Dated 4-5-16 for last update.</i>
SUPPL #3 - FC170 (Subtask 170.2): BRIDGE DESIGN – Floodway Bridge
<u>NO UPDATE:</u> <i>See Progress Report Dated 4-5-16 for last update.</i>


SUPPL #3 - FC170 (Subtask 170.3): BRIDGE DESIGN – West Bound 10th Street Bridge (B2Z)
<u>NO UPDATE:</u> <i>See Progress Report Dated 4-5-16 for last update.</i>
SUPPL #3 - FC170 (Subtask 170.4): BRIDGE DESIGN – East Bound 10th Street Bridge (B2Z)
<u>NO UPDATE:</u> <i>See Progress Report Dated 4-5-16 for last update.</i>
SUPPL #3 - FC170 (Subtask 170.5): BRIDGE DESIGN – West Bound Canal Bridge
<u>NO UPDATE:</u> <i>See Progress Report Dated 4-5-16 for last update.</i>
SUPPL #3 - FC170 (Subtask 170.6): BRIDGE DESIGN – East Bound Canal Bridge
<u>NO UPDATE:</u> <i>See Progress Report Dated 4-5-16 for last update.</i>
SUPPL #3 - FC170 (Subtask 170.7): BRIDGE DESIGN – McColl Rd Underpass Bridge (B2Z)
<u>NO UPDATE:</u> <i>See Progress Report Dated 4-5-16 for last update.</i>
SUPPL #3 - FC170 (Subtask 170.8): BRIDGE DESIGN – Bridge Standards
<u>NO UPDATE:</u> <i>See Progress Report Dated 4-5-16 for last update.</i>

Supplemental #4 (Off-System Designation & Merged Set)

SUPPL #4 - FC 145: ADDITIONAL SUBMITTAL DUE TO MERGED SET
<u>UPDATED:</u> <i>L&G has completed the pdf merged set 95% submittal.</i>
SUPPL #4 - FC 145: REVISE PLANS PER FACILITY OFF-SYSTEM DESIGNATION
<u>UPDATED:</u> <i>L&G has revised all of the plan sheets with the new off-system designation.</i>
SUPPL #4 - FC 145: 1.5 DAY MERGED CONSTRUCTION SET WALKTHRU
<u>NO UPDATE:</u> <i>This task has not started yet.</i>


Should you have any questions regarding this submittal, please do not hesitate to call me at (956) 585-1909.

Sincerely,




Behrooz Badiuzzamari, P.E.
Exec. VP/Project Manager – L&G Engineering, Inc.




L & G Engineering Transportation Consultants		JULY 2016 INVOICE		 HARRIS COUNTY REGIONAL MOBILITY AUTHORITY 7/1/2016 TO 7/31/2016 HCRMA Invoice No.: 1132532 WA No.: 3			
Project: 365 TOLL PS&E Development Limits: From FM 396 (Anzalduas Highway) To McCall Rd CSJ: 0921-02-368 County: Hidalgo		Bill Through: Client: HCRMA Invoice No.: 1132532 WA No.: 3					
Func Code	TASK DESCRIPTION	FIRM	CONTRACTED FEE (\$)	PREVIOUSLY INVOICED	INVOICED TO DATE	BALANCE	AMOUNT DUE THIS INVOICE
				(\$ AMOUNT)	(% COMPLETED)		
110	SPECIAL SERVICE - SCHEMATIC REDESIGN (IVE & PM RECOMMENDATIONS)						
	FM 494 & FLOODWAY BRIDGE RECONFIGURATION (INCLUDING END SPANS)	L&G	\$10,624.85	\$10,093.61	95.00%	\$531.24	\$0.00
	REDUCE SH 336 OVERPASS EMD SPANS	L&G	\$5,359.05	\$5,091.10	95.00%	\$267.95	\$0.00
	REMOVE GLASSCOCK RD UNDERPASS	L&G	\$1,952.15	\$1,854.54	95.00%	\$97.61	\$0.00
	SIMPLIFY BRIDGE AESTHETICS	L&G	\$1,952.15	\$1,854.54	95.00%	\$97.61	\$0.00
	RECONFIGURE TRAFFIC LANE ASSIGNMENTS AT 23RD ST/FLOODWAY/WARE RD	L&G	\$8,653.93	\$8,221.23	95.00%	\$432.70	\$0.00
	RECONFIGURE TRAFFIC LANE ASSIGNMENTS AT FM 494/FM 396 (ANZALDUAS HWY)	L&G	\$8,653.93	\$8,221.23	95.00%	\$432.70	\$0.00
	REMOVE TURNAROUNDS AT FM 494, SP 115 & SH 336 AND ADD RETAINING WALLS	L&G	\$5,607.64	\$5,327.26	95.00%	\$280.38	\$0.00
	REMOVE RAMP AT SP 115 & FM 494	L&G	\$5,607.64	\$5,327.26	95.00%	\$280.38	\$0.00
	ADD BRIDGE TYPICAL SECTIONS (FM 494 & FLOODWAY NEW CONFIGURATION)	L&G	\$2,897.13	\$2,752.27	95.00%	\$144.86	\$0.00
	REVISE CROSS SECTIONS (NEW TOPO DATA, BRIDGE SPAN REDUCTION & OVERWEIGHT DES)	L&G	\$19,164.14	\$18,196.43	95.00%	\$967.71	\$0.00
	REVISE PROFILE (BRIDGE SPANS & LANE RECONFIGURATIONS)	L&G	\$9,051.78	\$8,599.19	95.00%	\$452.59	\$0.00
	REVISE SCHEMATIC TO DISPLAY ULTIMATE VS. PHASE I	L&G	\$2,393.56	\$2,273.88	95.00%	\$119.68	\$0.00
	SUBTOTAL (FUNCTION 110 - SPECIAL SERVICE SCHEMATIC REDESIGN) =		\$81,907.95	\$77,812.55	95%	\$4,095.40	\$0.00
110	SPECIAL SERVICE - GEOTECHNICAL						
	Subtask 110.1 - Geotechnical Exploration & Laboratory Testing						
	STRUCTURAL/RETAINING WALL/EMBANKMENT	L&G LAB	\$146,688.18	\$146,688.18	100.00%	\$0.00	\$0.00
	MISCELLANEOUS BORINGS - OH SIGN BRIDGES/HIGH MAST LIGHTING	L&G LAB	\$18,302.30	\$18,302.30	100.00%	\$0.00	\$0.00
	Subtask 110.2 - Geotechnical Engineering & Report						
	DEVELOP PLAN VIEW OF BORING LOGS/BORING STRATIGRAPHY	L&G LAB	\$4,127.20	\$4,127.20	100.00%	\$0.00	\$0.00
	STRUCTURAL EVALUATION OF BORINGS/STRENGTH PROFILES	L&G LAB	\$10,824.00	\$10,824.00	100.00%	\$0.00	\$0.00
	DEVELOP FOUNDATION CAPACITY CURVES (VARIOUS OPTIONS)	L&G LAB	\$13,471.60	\$13,471.60	100.00%	\$0.00	\$0.00
	GLOBAL STABILITY MODELING OF EMBANKMENT/RETAINING WALLS	L&G LAB	\$28,422.80	\$28,422.80	100.00%	\$0.00	\$0.00
	SETTLEMENT ANALYSIS (APPROACH EMBANKMENT/RETAINING WALLS)	L&G LAB	\$13,471.60	\$13,471.60	100.00%	\$0.00	\$0.00
	FOUNDATION TYPE AND CONSTRUCTION RECOMMENDATIONS	L&G LAB	\$10,590.40	\$10,590.40	100.00%	\$0.00	\$0.00
	GEOTECHNICAL REPORT	L&G LAB	\$23,828.40	\$23,828.40	100.00%	\$0.00	\$0.00
	MEETING AND COORDINATION	L&G LAB	\$8,877.20	\$8,877.20	100.00%	\$0.00	\$0.00
	SUBTOTAL (FUNCTION 110 - SPECIAL SERVICE GEOTECHNICAL) =		\$278,603.68	\$278,603.68	100%	\$0.00	\$0.00
145	PROJECT MANAGEMENT						
	PREPARE/MANAGE WA (PS&E DEVELOPMENT) (INCLUDING RECORD KEEPING, FILING, ADMIN)	L&G	\$24,245.96	\$23,033.66	95.00%	\$1,212.30	\$0.00
	SCHEDULE & ATTEND WORK AUTHORIZATION DEVELOPMENT MEETINGS	L&G	\$21,336.56	\$20,269.73	95.00%	\$1,066.83	\$0.00
	COORDINATION/PREPARE SUB WORK AUTHORIZATIONS/MANAGE SUBCONSULTANTS	L&G	\$6,415.84	\$6,095.05	95.00%	\$320.79	\$0.00
	PREPARATION OF INVOICES AND PROGRESS REPORTS	L&G	\$26,111.00	\$24,805.45	95.00%	\$1,305.55	\$0.00
	SCHEDULE & ATTEND PRE-DESIGN MEETING	L&G	\$3,282.56	\$3,282.56	100.00%	\$0.00	\$0.00
	SCHEDULE & ATTEND TRAFFIC SAFETY REVIEW MEETING	L&G	\$3,282.56	\$3,118.43	95.00%	\$164.13	\$0.00
	SCHEDULE & ATTEND AND PREPARE MINUTES FOR 2 PROGRESS MEETINGS	L&G	\$8,902.64	\$8,902.64	100.00%	\$0.00	\$0.00
	RESEARCH/REVIEW EXISTING PLANS & DATA	L&G	\$15,045.00	\$15,045.00	100.00%	\$0.00	\$0.00
	PREPARE PROJECT SCHEDULE (UPDATE TWICE)	L&G	\$4,874.08	\$4,630.38	95.00%	\$243.70	\$0.00
	PREPARE & ASSEMBLE PRELIMINARY COST ESTIMATES (1 @ 60% AND 1 @ 100%)	L&G	\$11,439.12	\$10,867.16	95.00%	\$571.96	\$0.00
	CONDUCT SITE VISIT OF PROJECT AREA (6 SITE VISITS)	L&G	\$17,730.70	\$17,730.70	100.00%	\$0.00	\$0.00

<div>L&G Engineering Transportation Consultants</div>		<div>365 TOLL PS&E Development From FM 396 (Anzalduas Highway) To McCall Rd CS-1: 0921-02-368 County: Hidalgo</div>		<div><div>HCRMA</div><div>HERRIS COUNTY REGIONAL COUNCIL OF GOVERNMENTS</div></div> <div>Bill Through: 7/1/2016 TO 7/31/2016 Client: HCRMA Invoice No.: 11325832 WA No.: 3</div>		<div>JULY 2016 INVOICE</div>			
Func Code	TASK DESCRIPTION	FIRM	CONTRACTED FEE (\$)	PREVIOUSLY INVOICED (\$ AMOUNT)	(% COMPLETED)	INVOICED TO DATE (\$ AMOUNT)	(% COMPLETED)	BALANCE	AMOUNT DUE THIS INVOICE
	QC/QA - OVERALL 30% SUBMITTAL	L&G	\$13,826.44	\$13,826.44	100.00%			\$0.00	\$0.00
	QC/QA - OVERALL 60% SUBMITTAL	L&G	\$26,285.18	\$26,285.18	100.00%			\$0.00	\$0.00
	QC/QA - OVERALL 90% SUBMITTAL	L&G	\$29,667.20	\$29,667.20	100.00%			\$0.00	\$0.00
	QC/QA - OVERALL 100% SUBMITTAL	L&G	\$29,667.20	\$0.00	0.00%			\$29,667.20	\$0.00
	ORGANIZE AND DOWNLOAD ELECTRONIC FILE DELIVERABLES	L&G	\$1,700.48	\$1,700.96	95.00%			\$89.52	\$0.00
	COMPLETION OF CPM SCHEDULE (FORMS 1823 & 1002 NOT INCLUDED)	L&G	\$8,156.64	\$7,748.81	95.00%			\$407.83	\$0.00
	SUBTOTAL (FUNCTION 145 - PROJECT MANAGEMENT) =		\$252,059.16	\$217,009.35	86%			\$35,049.81	\$0.00
160	ROADWAY DESIGN CONTROLS								
	Subtask 160.1 - Roadway Design Controls (L&G)								
	HORIZONTAL ALIGNMENT DATA SHEETS	L&G	\$20,789.40	\$19,749.93	95.00%			\$1,039.47	\$0.00
	SURVEY CONTROL INDEX OF SHEETS	L&G	\$6,229.40	\$5,917.93	95.00%			\$311.47	\$0.00
	HORIZONTAL & VERTICAL CONTROL DATA SHEETS	L&G	\$5,229.40	\$5,917.93	95.00%			\$311.47	\$0.00
	REMOVAL PLAN	L&G	\$57,171.40	\$54,312.83	95.00%			\$2,858.57	\$0.00
	ROADWAY P&P SHEETS - EB & WB MAINLANES	L&G	\$87,734.24	\$83,347.53	95.00%			\$4,386.71	\$0.00
	ROADWAY P&P SHEETS - RAMP	L&G	\$65,334.44	\$62,067.72	95.00%			\$3,266.72	\$0.00
	ROADWAY P&P SHEETS - EB FRONTAGE ROAD	L&G	\$50,133.88	\$47,627.19	95.00%			\$2,506.69	\$0.00
	ROADWAY P&P SHEETS - WB FRONTAGE ROAD	L&G	\$47,727.90	\$45,341.51	95.00%			\$2,386.40	\$0.00
	INTERSECTING ROADS	L&G	\$40,466.44	\$38,443.12	95.00%			\$2,023.32	\$0.00
	INTERSECTION LAYOUTS & DETAILS	L&G	\$15,001.68	\$14,251.60	95.00%			\$750.08	\$0.00
	DRIVEWAY LAYOUTS	L&G	\$10,979.22	\$10,430.26	95.00%			\$548.96	\$0.00
	DRIVEWAY DETAILS	L&G	\$1,504.92	\$1,429.29	95.00%			\$75.23	\$0.00
	MISCELLANEOUS ROADWAY DETAILS	L&G	\$6,888.44	\$6,544.02	95.00%			\$344.42	\$0.00
	ROADWAY STANDARDS	L&G	\$3,668.00	\$3,484.60	95.00%			\$183.40	\$0.00
	PREPARE PLANS ELECTRONIC DELIVERABLES	L&G	\$1,743.92	\$1,086.72	95.00%			\$657.20	\$0.00
	Subtask 160.2 - Roadway Design Controls (RGEC)								
	HORIZONTAL ALIGNMENT DATA SHEETS	RGEC	\$2,915.40	\$2,769.63	95.00%			\$145.77	\$0.00
	SURVEY CONTROL INDEX OF SHEETS	RGEC	\$499.77	\$474.78	95.00%			\$24.99	\$0.00
	HORIZONTAL & VERTICAL CONTROL DATA SHEETS	RGEC	\$2,915.40	\$2,769.63	95.00%			\$145.77	\$0.00
	REMOVAL PLAN	RGEC	\$1,499.34	\$1,424.37	95.00%			\$74.97	\$0.00
	ROADWAY P&P SHEETS - EB & WB MAINLANES	RGEC	\$49,228.04	\$46,766.64	95.00%			\$2,461.40	\$0.00
	ROADWAY P&P SHEETS - RAMP	RGEC	\$11,286.62	\$10,722.29	95.00%			\$564.33	\$0.00
	ROADWAY P&P SHEETS - EB FRONTAGE ROAD	RGEC	\$1,286.62	\$1,072.29	95.00%			\$214.33	\$0.00
	ROADWAY P&P SHEETS - WB FRONTAGE ROAD	RGEC	\$1,286.62	\$1,072.29	95.00%			\$214.33	\$0.00
	INTERSECTION LAYOUTS & DETAILS	RGEC	\$5,643.31	\$5,361.14	95.00%			\$282.17	\$0.00
	MISCELLANEOUS ROADWAY DETAILS	RGEC	\$5,643.31	\$5,361.14	95.00%			\$282.17	\$0.00
	ROADWAY STANDARDS	RGEC	\$4,581.60	\$4,352.52	95.00%			\$229.08	\$0.00
	PREPARE PLANS ELECTRONIC DELIVERABLES	RGEC	\$2,096.46	\$1,991.64	95.00%			\$104.82	\$0.00
	SUBTOTAL (FUNCTION 160 - ROADWAY DESIGN CONTROLS) =		\$529,884.77	\$503,390.53	95%			\$26,494.24	\$0.00

L & G Engineering Transportation Consultants		JULY 2016 INVOICE		 HCRMA HIDALGO COUNTY REGIONAL WATER QUALITY AUTHORITY					
Project: 365 TOLL PS&E Development Limits: From FM 396 (Anzalduas Highway) To McColl Rd CSJ: 0921-02-368 County: Hidalgo		Bill Through: 7/1/2016 To 7/31/2016 Client: HCRMA Invoice No.: 11325832 WA No.: 3							
Func Code	TASK DESCRIPTION	FIRM	CONTRACTED FEE (\$)	PREVIOUSLY INVOICED		INVOICED TO DATE		BALANCE	AMOUNT DUE THIS INVOICE
				(\$ AMOUNT)	(% COMPLETED)	(\$ AMOUNT)	(% COMPLETED)		
161	DRAINAGE DETAILS								
	Subtask 161.1 - Drainage (L&G)								
	FIELD TRIP TO VERIFY EXISTING CONDITIONS (TWO TRIPS)	L&G	\$3,220.36	\$3,220.36	100.00%	\$3,220.36	100.00%	\$0.00	\$0.00
	PREPARE LARGE AND SMALL DRAINAGE AREA MAPS	L&G	\$12,856.76	\$12,856.76	95.00%	\$12,856.76	95.00%	\$642.84	\$0.00
	HYDRAULIC CALCULATIONS (STORM SEWER, CULVERTS, DITCHES)	L&G	\$3,674.22	\$3,674.22	95.00%	\$3,674.22	95.00%	\$183.71	\$0.00
	HYDRAULIC COMPUTATIONS SHEETS (STORM SEWER, CULVERTS, DITCHES)	L&G	\$15,691.64	\$15,691.64	95.00%	\$15,691.64	95.00%	\$784.58	\$0.00
	IRIGATION LAYOUT SHEETS (INCL PARALLEL LINES)	L&G	\$37,022.10	\$37,022.10	95.00%	\$37,022.10	95.00%	\$1,851.11	\$0.00
	COORDINATE WITH IRRIGATION DISTRICTS	L&G	\$15,863.75	\$15,863.75	95.00%	\$15,863.75	95.00%	\$834.93	\$0.00
	ROADSIDE DITCH P&S DETENTION AREAS	L&G	\$50,584.76	\$50,584.76	95.00%	\$50,584.76	95.00%	\$2,662.88	\$0.00
	CULVERT LAYOUT SHEETS	L&G	\$171,965.80	\$171,965.80	95.00%	\$171,965.80	95.00%	\$8,629.78	\$0.00
	UTILITIES & DRAINAGE P&S SHEETS (STORM SEWER & DITCHES)	L&G	\$223,732.70	\$223,732.70	95.00%	\$223,732.70	95.00%	\$11,196.46	\$0.00
	PREPARE MISCELLANEOUS DETAILS	L&G	\$5,374.57	\$5,374.57	95.00%	\$5,374.57	95.00%	\$282.87	\$0.00
	Subtask 161.2 - Drainage (RGEC)								
	DATA COLLECTIVE REVIEW DATA	RGEC	\$8,675.50	\$8,674.73	95.00%	\$8,374.73	95.00%	\$440.78	\$0.00
	FIELD TRIP TO VERIFY EXISTING CONDITIONS (TWO TRIPS)	RGEC	\$3,956.46	\$3,758.64	95.00%	\$3,758.64	95.00%	\$197.82	\$0.00
	PREPARE LARGE AND SMALL DRAINAGE AREA MAPS	RGEC	\$10,564.78	\$10,036.54	95.00%	\$10,036.54	95.00%	\$528.24	\$0.00
	IRIGATION LAYOUT SHEETS (INCL PARALLEL LINES)	RGEC	\$30,547.80	\$29,014.71	95.00%	\$29,014.71	95.00%	\$1,537.09	\$0.00
	COORDINATE WITH IRRIGATION DISTRICTS	RGEC	\$46,534.08	\$44,207.38	95.00%	\$44,207.38	95.00%	\$2,326.70	\$0.00
	OUTFALL P&S SHEETS	RGEC	\$11,286.62	\$10,722.29	95.00%	\$10,722.29	95.00%	\$564.33	\$0.00
	CULVERT LAYOUT SHEETS	RGEC	\$27,904.20	\$26,508.99	95.00%	\$26,508.99	95.00%	\$1,395.21	\$0.00
	DRAINAGE STANDARDS	RGEC	\$4,581.60	\$4,352.52	95.00%	\$4,352.52	95.00%	\$229.08	\$0.00
	Subtask 161.3 - Levee Design								
	LEVEE TYPICAL SECTIONS	L&G	\$2,362.46	\$2,244.34	95.00%	\$2,244.34	95.00%	\$118.12	\$0.00
	LEVEE P&S SHEETS	L&G	\$10,979.22	\$10,430.26	95.00%	\$10,430.26	95.00%	\$548.96	\$0.00
	CROSS SECTIONS (11' X 17' SHEETS)	L&G	\$34,802.50	\$33,062.38	95.00%	\$33,062.38	95.00%	\$1,740.13	\$0.00
	MISCELLANEOUS LEVEE DETAILS	L&G	\$2,163.52	\$2,055.34	95.00%	\$2,055.34	95.00%	\$108.18	\$0.00
	Subtask 161.4 - Environmental (L&G)								
	SW&P NARRATIVE	L&G	\$2,238.11	\$2,128.20	95.00%	\$2,128.20	95.00%	\$111.91	\$0.00
	SW&P LAYOUTS	L&G	\$53,951.14	\$51,253.58	95.00%	\$51,253.58	95.00%	\$2,697.56	\$0.00
	MISCELLANEOUS SW&P DETAILS	L&G	\$1,007.15	\$956.79	95.00%	\$956.79	95.00%	\$50.36	\$0.00
	SW&P STANDARDS	L&G	\$183.40	\$174.23	95.00%	\$174.23	95.00%	\$9.17	\$0.00
	Subtask 161.5 - Environmental (RGEC)								
	SW&P NARRATIVE	RGEC	\$3,248.60	\$3,086.17	95.00%	\$3,086.17	95.00%	\$162.43	\$0.00
	SW&P LAYOUTS	RGEC	\$27,904.20	\$26,508.99	95.00%	\$26,508.99	95.00%	\$1,395.21	\$0.00
	MISCELLANEOUS SW&P DETAILS	RGEC	\$2,998.68	\$2,848.75	95.00%	\$2,848.75	95.00%	\$149.93	\$0.00
	SW&P STANDARDS	RGEC	\$229.08	\$217.63	95.00%	\$217.63	95.00%	\$11.45	\$0.00
	SUBTOTAL (FUNCTION 161 - DRAINAGE DETAILS) =		\$470,856.68	\$447,474.86	95%	\$447,474.86	95%	\$23,381.82	\$0.00

L & G Engineering Transportation Consultants		JULY 2016 INVOICE		HCRMA HARRIS COUNTY REGIONAL MOBILITY AUTHORITY		Bill Through: Client: Invoice No.: WA No.:		7/1/2016 TO 7/31/2016 HCRMA 11325832 3	
Func Code	TASK DESCRIPTION	FIRM	CONTRACTED FEE (\$)	PREVIOUSLY INVOICED (\$ AMOUNT)	INVOICED TO DATE (\$ AMOUNT)	INVOICED TO DATE (% COMPLETED)	BALANCE	AMOUNT DUE THIS INVOICE	
162	TRAFFIC ITEMS								
	Subtask 162.1 - Signalization Design								
	FIELD INVESTIGATION AND DATA COLLECTION	ETSI	\$3,346.08	\$3,178.78	\$3,178.78	95.00%	\$167.30	\$0.00	
	GENERAL NOTES FOR SIGNALIZATION	ETSI	\$802.46	\$762.34	\$762.34	95.00%	\$40.12	\$0.00	
	BASIS OF ESTIMATE SUMMARY	ETSI	\$2,651.98	\$2,519.38	\$2,519.38	95.00%	\$132.60	\$0.00	
	CONDITION DIAGRAMS	ETSI	\$5,367.03	\$5,093.68	\$5,093.68	95.00%	\$268.35	\$0.00	
	PROPOSED SIGNAL LAYOUTS	ETSI	\$13,928.16	\$13,231.75	\$13,231.75	95.00%	\$696.41	\$0.00	
	SIGNAL PHASING AND TIMING	ETSI	\$3,544.02	\$3,366.82	\$3,366.82	95.00%	\$177.20	\$0.00	
	ELECTRICAL SCHEDULE	ETSI	\$7,162.34	\$6,804.22	\$6,804.22	95.00%	\$358.12	\$0.00	
	CROSS WALK AND CURB RAMP DESIGN	ETSI	\$2,097.26	\$1,992.40	\$1,992.40	95.00%	\$104.86	\$0.00	
	STANDARD SHEETS FOR SIGNALIZATION	ETSI	\$2,822.82	\$2,681.68	\$2,681.68	95.00%	\$141.14	\$0.00	
	SPECIFICATIONS	ETSI	\$995.37	\$945.60	\$945.60	95.00%	\$49.77	\$0.00	
	COST ESTIMATE	ETSI	\$4,218.50	\$4,007.58	\$4,007.58	95.00%	\$210.93	\$0.00	
	COORDINATION AND PROGRESS MEETINGS	ETSI	\$635.40	\$603.63	\$603.63	95.00%	\$31.77	\$0.00	
	Subtask 162.2 - Signaling Design								
	FIELD INVENTORY OF SIGNS	TEDSI	\$2,650.56	\$2,518.03	\$2,518.03	95.00%	\$132.53	\$0.00	
	GENERAL NOTES FOR SIGNS	TEDSI	\$1,136.36	\$1,079.54	\$1,079.54	95.00%	\$56.82	\$0.00	
	SUMMARY OF QUANTITIES LARGE SIGNS	TEDSI	\$2,382.11	\$2,263.00	\$2,263.00	95.00%	\$119.11	\$0.00	
	SUMMARY OF QUANTITIES SMALL SIGNS	TEDSI	\$2,382.11	\$2,263.00	\$2,263.00	95.00%	\$119.11	\$0.00	
	SUMMARY OF LARGE SIGNS - PROPOSED (SOLS)	TEDSI	\$1,391.50	\$1,321.93	\$1,321.93	95.00%	\$69.58	\$0.00	
	SUMMARY OF LARGE SIGNS - EXISTING (SOLS)	TEDSI	\$13,192.80	\$12,533.16	\$12,533.16	95.00%	\$659.64	\$0.00	
	SUMMARY OF SMALL SIGNS - PROPOSED (SOLS)	TEDSI	\$4,138.06	\$3,931.16	\$3,931.16	95.00%	\$206.90	\$0.00	
	SUMMARY OF SMALL SIGNS - EXISTING (SOLS)	TEDSI	\$81,131.74	\$77,075.15	\$77,075.15	95.00%	\$4,056.59	\$0.00	
	SIGN LAYOUTS (ANZALDUAS CONNECTOR)	TEDSI	\$4,764.26	\$4,526.05	\$4,526.05	95.00%	\$238.21	\$0.00	
	SIGN LAYOUTS (FM 494 - STA. 140+84 TO 153+74)	TEDSI	\$4,764.26	\$4,526.05	\$4,526.05	95.00%	\$238.21	\$0.00	
	SIGN LAYOUTS (MCCOLL RD - STA. 29+85 TO 50+50)	TEDSI	\$2,299.30	\$2,184.34	\$2,184.34	95.00%	\$114.97	\$0.00	
	SIGN LAYOUTS (10TH ST INTERSECTION)	TEDSI	\$19,023.90	\$18,072.71	\$18,072.71	95.00%	\$951.20	\$0.00	
	LARGE GUIDE SIGN PANEL DETAILS	TEDSI	\$35,324.52	\$33,558.29	\$33,558.29	95.00%	\$1,766.23	\$0.00	
	OVERHEAD SIGN STRUCTURE DETAILS	TEDSI	\$8,193.35	\$7,783.68	\$7,783.68	95.00%	\$409.67	\$0.00	
	LARGE GROUND MOUNTED SIGN STRUCTURE DESIGN (19 GM)	TEDSI	\$4,386.57	\$4,167.24	\$4,167.24	95.00%	\$219.33	\$0.00	
	STANDARD SHEETS	TEDSI	\$10,118.29	\$9,612.38	\$9,612.38	95.00%	\$505.91	\$0.00	
	SPECIFICATIONS	TEDSI	\$543.34	\$516.17	\$516.17	95.00%	\$27.17	\$0.00	
	COST ESTIMATE	TEDSI	\$8,693.44	\$8,258.77	\$8,258.77	95.00%	\$434.67	\$0.00	
	COORDINATION AND PROGRESS MEETINGS	TEDSI	\$9,859.68	\$9,366.70	\$9,366.70	95.00%	\$492.98	\$0.00	
	Subtask 162.3 - Pavement Markings Design								
	GENERAL NOTES FOR PAVEMENT MARKINGS	TEDSI	\$1,136.36	\$1,079.54	\$1,079.54	95.00%	\$56.82	\$0.00	
	SUMMARY OF QUANTITIES	TEDSI	\$2,382.11	\$2,263.00	\$2,263.00	95.00%	\$119.11	\$0.00	
	PAVEMENT MARKING LAYOUTS (STA. 620+00 TO 987+00)	TEDSI	\$85,306.30	\$81,040.99	\$81,040.99	95.00%	\$4,265.32	\$0.00	
	PAVEMENT MARKING LAYOUTS (ANZALDUAS CONNECTOR)	TEDSI	\$4,220.92	\$4,009.87	\$4,009.87	95.00%	\$211.05	\$0.00	
	PAVEMENT MARKING LAYOUTS (FM 494 - STA. 140+84 TO STA. 153+74)	TEDSI	\$5,115.47	\$4,859.70	\$4,859.70	95.00%	\$255.77	\$0.00	
	PAVEMENT MARKING LAYOUTS (FM 494 - STA. 140+84 TO STA. 153+74)	TEDSI	\$5,092.23	\$4,837.62	\$4,837.62	95.00%	\$254.61	\$0.00	
	PAVEMENT MARKING LAYOUTS (MCCOLL RD - STA. 29+85 TO STA. 50+50)	TEDSI	\$1,934.85	\$1,838.11	\$1,838.11	95.00%	\$96.74	\$0.00	
	PAVEMENT MARKING LAYOUTS (10TH ST INTERSECTION)	TEDSI	\$2,879.09	\$2,735.14	\$2,735.14	95.00%	\$143.95	\$0.00	
	STANDARD SHEETS	TEDSI	\$8,693.44	\$8,258.77	\$8,258.77	95.00%	\$434.67	\$0.00	
	COST ESTIMATE	TEDSI	\$8,693.44	\$8,258.77	\$8,258.77	95.00%	\$434.67	\$0.00	
						95%	\$19,805.71	\$0.00	
	SUBTOTAL (FUNCTION 162 - TRAFFIC ITEMS) =		\$396,114.28	\$376,308.57	\$376,308.57	95%	\$19,805.71	\$0.00	

L&G Engineering Transportation Consultants		HCRMA HIDALGO COUNTY REGIONAL MOBILITY AUTHORITY							
Project: 365 TOLL PS&E Development From FM 396 (Anzalduas Highway) To McCall Rd Limits: 0921-02-368 County: Hidalgo		Bill Through: 7/1/2016 TO 7/31/2016 Client: HCRMA Invoice No.: 11325832 WA No.: 3							
Func Code	TASK DESCRIPTION	FIRM	CONTRACTED FEE (\$)	PREVIOUSLY INVOICED		INVOICED TO DATE (\$ AMOUNT)	INVOICED TO DATE (% COMPLETED)	BALANCE	AMOUNT DUE THIS INVOICE
				(\$ AMOUNT)	(% COMPLETED)				
163	MISCELLANEOUS (ROADWAY)								
	Subtask 163.1 - General (L&G)								
	TITLE SHEET	L&G	\$2,772.76	\$2,634.12	95.00%	\$2,634.12	95.00%	\$138.64	\$0.00
	INDEX OF SHEETS	L&G	\$12,981.14	\$12,332.08	95.00%	\$12,332.08	95.00%	\$649.06	\$0.00
	PROJECT LAYOUT	L&G	\$12,359.32	\$11,741.35	95.00%	\$11,741.35	95.00%	\$617.97	\$0.00
	EXISTING TYPICAL SECTIONS	L&G	\$13,608.88	\$12,928.44	95.00%	\$12,928.44	95.00%	\$680.44	\$0.00
	PROP TYPICAL SECTIONS	L&G	\$28,834.35	\$27,392.63	95.00%	\$27,392.63	95.00%	\$1,441.72	\$0.00
	GENERAL NOTES & SPECIFICATION DATA	L&G	\$18,650.86	\$17,718.32	95.00%	\$17,718.32	95.00%	\$932.54	\$0.00
	ESTIMATE & QUANTITY SHEETS	L&G	\$19,521.26	\$18,545.20	95.00%	\$18,545.20	95.00%	\$976.06	\$0.00
	SUMMARY OF TRAFFIC CONTROL QUANTITIES	L&G	\$2,163.52	\$2,055.34	95.00%	\$2,055.34	95.00%	\$108.18	\$0.00
	SUMMARY OF ROADWAY QUANTITIES	L&G	\$10,146.08	\$9,638.78	95.00%	\$9,638.78	95.00%	\$507.30	\$0.00
	SUMMARY OF RETAINING WALL QUANTITIES	L&G	\$2,760.32	\$2,622.30	95.00%	\$2,622.30	95.00%	\$138.02	\$0.00
	SUMMARY OF CULVERT QUANTITIES	L&G	\$5,520.64	\$5,244.61	95.00%	\$5,244.61	95.00%	\$276.03	\$0.00
	SUMMARY OF STORM SEWER QUANTITIES	L&G	\$8,280.96	\$7,865.91	95.00%	\$7,865.91	95.00%	\$414.05	\$0.00
	SUMMARY OF BRIDGES	L&G	\$2,760.32	\$2,622.30	95.00%	\$2,622.30	95.00%	\$138.02	\$0.00
	SUMMARY OF ILLUMINATION QUANTITIES	L&G	\$1,380.16	\$1,311.15	95.00%	\$1,311.15	95.00%	\$69.01	\$0.00
	SUMMARY OF TRAFFIC SIGNAL QUANTITIES	L&G	\$1,380.16	\$1,311.15	95.00%	\$1,311.15	95.00%	\$69.01	\$0.00
	SUMMARY OF EARTHWORK QUANTITIES	L&G	\$16,561.92	\$15,733.82	95.00%	\$15,733.82	95.00%	\$828.10	\$0.00
	SUMMARY OF SMALL SIGNS	L&G	\$1,380.16	\$1,311.15	95.00%	\$1,311.15	95.00%	\$69.01	\$0.00
	SUMMARY OF PAVEMENT MARKINGS	L&G	\$1,380.16	\$1,311.15	95.00%	\$1,311.15	95.00%	\$69.01	\$0.00
	SUMMARY OF DELINEATION & OBJ/MRKR QUANTITIES	L&G	\$1,380.16	\$1,311.15	95.00%	\$1,311.15	95.00%	\$69.01	\$0.00
	SUMMARY OF SWAP (EROSION CONTROL)	L&G	\$1,380.16	\$1,311.15	95.00%	\$1,311.15	95.00%	\$69.01	\$0.00
	SUMMARY OF REMOVAL ITEMS	L&G	\$1,380.16	\$1,311.15	95.00%	\$1,311.15	95.00%	\$69.01	\$0.00
	Subtask 163.2 - General (RGEC)								
	INDEX OF SHEETS	RGEC	\$673.30	\$639.64	95.00%	\$639.64	95.00%	\$33.67	\$0.00
	EXISTING TYPICAL SECTIONS	RGEC	\$1,499.34	\$1,424.37	95.00%	\$1,424.37	95.00%	\$74.97	\$0.00
	PROP TYPICAL SECTIONS	RGEC	\$8,947.47	\$8,500.10	95.00%	\$8,500.10	95.00%	\$447.37	\$0.00
	ESTIMATE & QUANTITY SHEETS	RGEC	\$2,998.68	\$2,848.75	95.00%	\$2,848.75	95.00%	\$149.93	\$0.00
	SUMMARY OF ROADWAY QUANTITIES	RGEC	\$8,137.30	\$8,137.30	95.00%	\$8,137.30	95.00%	\$428.28	\$0.00
	SUMMARY OF CULVERT QUANTITIES	RGEC	\$4,976.91	\$4,728.06	95.00%	\$4,728.06	95.00%	\$248.85	\$0.00
	SUMMARY OF EARTHWORK QUANTITIES	RGEC	\$4,976.91	\$4,728.06	95.00%	\$4,728.06	95.00%	\$248.85	\$0.00
	SUMMARY OF DELINEATION & OBJ/MRKR QUANTITIES	RGEC	\$4,976.91	\$4,728.06	95.00%	\$4,728.06	95.00%	\$248.85	\$0.00
	SUMMARY OF SWAP (EROSION CONTROL)	RGEC	\$4,976.91	\$4,728.06	95.00%	\$4,728.06	95.00%	\$248.85	\$0.00
	SUMMARY OF REMOVAL ITEMS	RGEC	\$1,166.14	\$1,107.83	95.00%	\$1,107.83	95.00%	\$58.31	\$0.00
	Subtask 163.3 - Traffic Control Plan (TCP)								
	SEQUENCE OF CONSTRUCTION NARRATIVE	L&G	\$7,932.66	\$7,536.22	95.00%	\$7,536.22	95.00%	\$396.44	\$0.00
	TRAFFIC CONTROL PLAN TYPICAL SECTIONS	L&G	\$31,687.67	\$30,103.29	95.00%	\$30,103.29	95.00%	\$1,584.38	\$0.00
	TRAFFIC CONTROL PLAN GENERAL NOTES	L&G	\$2,074.30	\$1,913.59	95.00%	\$1,913.59	95.00%	\$160.72	\$0.00
	TCP ADVANCE WARNING SIGNS	L&G	\$6,565.06	\$6,236.81	95.00%	\$6,236.81	95.00%	\$328.25	\$0.00
	TRAFFIC CONTROL PLAN - PHASE LAYOUTS	L&G	\$92,707.32	\$88,071.95	95.00%	\$88,071.95	95.00%	\$4,635.37	\$0.00
	TEMPORARY TRAFFIC SIGNALS & ILLUMINATION	L&G	\$6,565.06	\$6,236.81	95.00%	\$6,236.81	95.00%	\$328.25	\$0.00
	ROLL PLOT	L&G	\$14,448.40	\$13,725.98	95.00%	\$13,725.98	95.00%	\$722.42	\$0.00
	TCP STANDARDS	L&G	\$2,507.60	\$2,439.22	95.00%	\$2,439.22	95.00%	\$68.38	\$0.00
	CPM SCHEDULE	L&G	\$4,476.24	\$4,252.43	95.00%	\$4,252.43	95.00%	\$223.81	\$0.00





Project: 365 TOLL PS&E Development
 Limits: From FM 396 (Anzalduas Highway) To McCall Rd
 County: Hidalgo


JULY 2016 INVOICE



Bill Through: 7/1/2016 To 7/31/2016
 Client: HCRMA
 Invoice No.: 11325832
 WA No.: 3

Func Code	TASK DESCRIPTION	FIRM	CONTRACTED FEE (\$)	PREVIOUSLY INVOICED (\$ AMOUNT)	INVOICED TO DATE (\$ AMOUNT)	(% COMPLETED)	BALANCE	AMOUNT DUE THIS INVOICE
	Subtask 163.4 - Illumination Design							
	GENERAL NOTES FOR ILLUMINATION	ETSI	\$914.67	\$868.94	\$868.94	95.00%	\$45.73	\$0.00
	QUANTITIES SUMMARY	ETSI	\$2,873.90	\$2,730.21	\$2,730.21	95.00%	\$143.70	\$0.00
	PROPOSED ILLUMINATION LAYOUTS	ETSI	\$40,433.40	\$38,411.73	\$38,411.73	95.00%	\$2,021.67	\$0.00
	VOLTAGE DROP CALCULATIONS	ETSI	\$9,636.00	\$9,154.20	\$9,154.20	95.00%	\$481.80	\$0.00
	WIRING DIAGRAMS	ETSI	\$15,163.20	\$14,424.04	\$14,424.04	95.00%	\$739.16	\$0.00
	SPECIAL MOUNTING DETAILS	ETSI	\$5,882.66	\$5,588.53	\$5,588.53	95.00%	\$294.13	\$0.00
	STANDARD SHEETS	ETSI	\$2,822.82	\$2,681.68	\$2,681.68	95.00%	\$141.14	\$0.00
	SPECIFICATIONS	ETSI	\$1,990.74	\$1,891.20	\$1,891.20	95.00%	\$99.54	\$0.00
	COST ESTIMATE	ETSI	\$5,752.86	\$5,465.22	\$5,465.22	95.00%	\$287.64	\$0.00
	COORDINATION AND PROGRESS MEETINGS	ETSI	\$3,403.98	\$3,233.78	\$3,233.78	95.00%	\$170.20	\$0.00
	Subtask 163.5 - Retaining Wall							
	RETAINING WALL P&PS & BORING DATA	L&G	\$56,835.56	\$53,993.78	\$53,993.78	95.00%	\$2,841.78	\$0.00
	RETAINING WALL MISCELLANEOUS DETAILS	L&G	\$8,622.84	\$8,191.79	\$8,191.79	95.00%	\$431.15	\$0.00
	RETAINING WALL STANDARDS	L&G	\$733.60	\$696.92	\$696.92	95.00%	\$36.68	\$0.00
	Subtask 163.6 - Cross Sections							
	CROSS SECTIONS (ROWY & DETENTION) (11 X 17 SHEETS)	L&G	\$75,225.44	\$71,464.17	\$71,464.17	95.00%	\$3,761.27	\$0.00
	SUBTOTAL (FUNCTION 163 - MISCELLANEOUS (ROADWAY)) =		\$605,133.81	\$574,877.12	\$574,877.12	95%	\$30,256.69	\$0.00
170	BRIDGE DESIGN							
	Subtask 170.1 - FM 494 Bridge							
	BRIDGE LAYOUTS	L&G	\$9,599.02	\$9,119.07	\$9,119.07	95.00%	\$479.95	\$0.00
	SUMMARY OF QUANTITIES (BRIDGE AND BEARING SEAT ELEVATION	L&G	\$7,939.05	\$7,542.10	\$7,542.10	95.00%	\$396.95	\$0.00
	FOUNDATION LAYOUTS	L&G	\$5,470.95	\$5,197.40	\$5,197.40	95.00%	\$273.55	\$0.00
	FOUNDATION DETAILS - 1 TYPE(S)	L&G	\$7,236.64	\$6,874.71	\$6,874.71	95.00%	\$361.83	\$0.00
	ABUTMENTS - 1 TYPE	L&G	\$14,062.74	\$13,359.60	\$13,359.60	95.00%	\$703.14	\$0.00
	INTERIOR BENTS - 1 TYPE	L&G	\$13,359.60	\$12,684.71	\$12,684.71	95.00%	\$674.89	\$0.00
	CONC SLAB SPAN & DEFLECTION - 1 UNIT	L&G	\$5,899.89	\$5,604.90	\$5,604.90	95.00%	\$294.99	\$0.00
	CONC FRAMING PLAN & BENT REPORT - 1 UNIT	L&G	\$5,875.01	\$5,581.26	\$5,581.26	95.00%	\$293.75	\$0.00
	CONC TYPICAL SECTIONS AND DEFLECTIONS	L&G	\$6,372.40	\$6,053.78	\$6,053.78	95.00%	\$318.62	\$0.00
	PRESTR CONC BEAMS - IGNS	L&G	\$7,367.09	\$6,998.74	\$6,998.74	95.00%	\$368.35	\$0.00
	ARCHITECTURAL TREATMENT	L&G	\$13,055.70	\$12,402.92	\$12,402.92	95.00%	\$652.79	\$0.00
	DRAIN DETAILS	L&G	\$10,786.44	\$10,247.12	\$10,247.12	95.00%	\$539.32	\$0.00
	BRIDGE BORING LOGS	L&G	\$2,381.12	\$2,262.06	\$2,262.06	95.00%	\$119.06	\$0.00
	Subtask 170.2 - Floodway Bridge							
	SUMMARY OF QUANTITIES (BRIDGE AND BEARING SEAT ELEVATION	L&G	\$12,312.70	\$11,697.07	\$11,697.07	95.00%	\$615.64	\$0.00
	FOUNDATION LAYOUTS	L&G	\$23,910.54	\$22,715.01	\$22,715.01	95.00%	\$1,195.53	\$0.00
	FOUNDATION DETAILS - 10 TYPE(S)	L&G	\$50,108.70	\$47,603.27	\$47,603.27	95.00%	\$2,505.44	\$0.00
	ABUTMENTS	L&G	\$25,972.26	\$24,616.65	\$24,616.65	95.00%	\$1,355.61	\$0.00
	INTERIOR BENTS - 12 TYPES	L&G	\$94,769.36	\$90,050.46	\$90,050.46	95.00%	\$4,718.90	\$0.00
	CONC SLAB SPAN & DEFLECTION - 12 UNITS	L&G	\$64,047.06	\$60,844.71	\$60,844.71	95.00%	\$3,202.35	\$0.00
	CONC FRAMING PLAN & BENT REPORT - 12 UNITS	L&G	\$63,300.90	\$60,135.86	\$60,135.86	95.00%	\$3,165.05	\$0.00
	CONC TYPICAL SECTIONS AND DEFLECTIONS	L&G	\$37,395.12	\$35,525.36	\$35,525.36	95.00%	\$1,869.76	\$0.00
	PRESTR CONC BEAMS - IGNS	L&G	\$15,331.02	\$14,564.47	\$14,564.47	95.00%	\$766.55	\$0.00
	ARCHITECTURAL TREATMENT	L&G	\$14,920.80	\$14,174.76	\$14,174.76	95.00%	\$746.04	\$0.00
	DRAIN DETAILS	L&G	\$12,651.54	\$12,018.96	\$12,018.96	95.00%	\$632.58	\$0.00
	BRIDGE BORING LOGS	L&G	\$11,905.60	\$11,310.32	\$11,310.32	95.00%	\$595.28	\$0.00

<div> L&G Engineering Transportation Consultants</div> <div>385 TOLL PS&E Development From FM 396 (Anzalduas Highway) To McCall Rd CSJ: 0921-02-368 County: Hidalgo</div>		JULY 2016 INVOICE		<div> HCRMA HALL COUNTY FEDERAL RESERVE AUTHORITY 7/1/2016 TO 7/31/2016 Client: HCRMA Invoice No.: 1125832 WA No.: 3</div>					
Func Code	TASK DESCRIPTION	FIRM	CONTRACTED FEE (\$)	PREVIOUSLY INVOICED		INVOICED TO DATE		BALANCE	AMOUNT DUE THIS INVOICE
				(\$ AMOUNT)	(% COMPLETED)	(\$ AMOUNT)	(% COMPLETED)		
	Subtask 170.3 - West Bound 10th St Bridge								
	BRIDGE LAYOUTS	B22	\$8,716.95	\$8,281.10				\$435.85	\$0.00
	SUMMARY OF QUANTITIES (BRIDGE) AND BEARING SEAT ELEVATION	B22	\$7,376.47	\$7,197.65				\$378.82	\$0.00
	FOUNDATION LAYOUTS	B22	\$5,049.00	\$4,796.55				\$252.45	\$0.00
	FOUNDATION DETAILS - 1 TYPE(S)	B22	\$6,807.24	\$6,466.88				\$340.36	\$0.00
	ABUTMENTS - 1 TYPE	B22	\$13,329.36	\$12,662.89				\$666.47	\$0.00
	INTERIOR BENTS - 1 TYPE	B22	\$13,329.36	\$12,662.89				\$666.47	\$0.00
	CONC SLAB SPAN & DEFLECTION - 1 UNIT	B22	\$5,571.72	\$5,293.13				\$278.59	\$0.00
	CONC FRAMING PLAN & BENT REPORT - 1 UNIT	B22	\$5,601.42	\$5,321.35				\$280.07	\$0.00
	CONC TYPICAL SECTIONS AND DEFLECTIONS	B22	\$5,910.30	\$5,614.79				\$295.52	\$0.00
	PRESTR CONC BEAMS - IGNS	B22	\$7,039.90	\$6,686.96				\$352.95	\$0.00
	ARCHITECTURAL TREATMENT	B22	\$11,880.00	\$11,286.00				\$594.00	\$0.00
	DRAIN DETAILS	B22	\$10,080.18	\$9,576.17				\$504.01	\$0.00
	BRIDGE BORING LOGS	B22	\$2,239.38	\$2,127.41				\$111.97	\$0.00
	Subtask 170.4 - East Bound 10th St Bridge								
	BRIDGE LAYOUTS	B22	\$8,716.95	\$8,281.10				\$435.85	\$0.00
	SUMMARY OF QUANTITIES (BRIDGE) AND BEARING SEAT ELEVATION	B22	\$7,376.47	\$7,197.65				\$378.82	\$0.00
	FOUNDATION LAYOUTS	B22	\$5,049.00	\$4,796.55				\$252.45	\$0.00
	FOUNDATION DETAILS - 1 TYPE(S)	B22	\$6,807.24	\$6,466.88				\$340.36	\$0.00
	ABUTMENTS	B22	\$13,329.36	\$12,662.89				\$666.47	\$0.00
	INTERIOR BENTS	B22	\$13,329.36	\$12,662.89				\$666.47	\$0.00
	CONC SLAB SPAN	B22	\$5,571.72	\$5,293.13				\$278.59	\$0.00
	CONC FRAMING PLAN & BENT REPORT	B22	\$5,601.42	\$5,321.35				\$280.07	\$0.00
	CONC TYPICAL SECTIONS AND DEFLECTIONS	B22	\$5,910.30	\$5,614.79				\$295.52	\$0.00
	PRESTR CONC I-GIRDER DESIGN	B22	\$7,039.90	\$6,686.96				\$352.95	\$0.00
	ARCHITECTURAL TREATMENT	B22	\$11,880.00	\$11,286.00				\$594.00	\$0.00
	DRAIN DETAILS	B22	\$10,080.18	\$9,576.17				\$504.01	\$0.00
	BRIDGE BORING LOGS	B22	\$2,239.38	\$2,127.41				\$111.97	\$0.00
	Subtask 170.5 - West Bound Canal Bridge								
	BRIDGE LAYOUTS	L&G	\$9,599.02	\$9,119.07				\$479.95	\$0.00
	SUMMARY OF QUANTITIES (BRIDGE) AND BEARING SEAT ELEVATION	L&G	\$7,939.05	\$7,542.10				\$396.95	\$0.00
	FOUNDATION LAYOUTS	L&G	\$12,707.49	\$12,072.12				\$635.37	\$0.00
	ABUTMENTS	L&G	\$14,062.74	\$13,359.60				\$703.14	\$0.00
	INTERIOR BENTS	L&G	\$9,375.16	\$8,906.40				\$468.76	\$0.00
	CONC SLAB SPAN	L&G	\$5,899.89	\$5,604.90				\$294.99	\$0.00
	CONC FRAMING PLAN & BENT REPORT	L&G	\$5,581.26	\$5,281.26				\$300.00	\$0.00
	CONC TYPICAL SECTIONS AND DEFLECTIONS	L&G	\$6,372.40	\$6,053.78				\$318.62	\$0.00
	PRESTR CONC I-GIRDER DESIGN	L&G	\$6,372.40	\$6,053.78				\$318.62	\$0.00
	ARCHITECTURAL TREATMENT	L&G	\$7,367.09	\$6,998.74				\$368.35	\$0.00
	DRAIN DETAILS	L&G	\$13,055.70	\$12,402.92				\$652.79	\$0.00
	BRIDGE BORING LOGS	L&G	\$10,786.44	\$10,247.12				\$539.32	\$0.00
		L&G	\$2,381.12	\$2,262.06				\$119.06	\$0.00



Project: 365 TOLL PS&E Development
 Limits: From FM 396 (Anzalduas Highway) To McCall Rd
 CSJ: 0921-02-368
 County: Hidalgo


JULY 2016 INVOICE



7/1/2016 TO 7/31/2016
 Client: HCRMA
 Invoice No.: 11325832
 WA No.: 3

Func Code	TASK DESCRIPTION	FIRM	CONTRACTED FEE (\$)	PREVIOUSLY INVOICED (\$ AMOUNT)	INVOICED TO DATE (\$ AMOUNT)	(% COMPLETED)	BALANCE	AMOUNT DUE THIS INVOICE
	Subtask 170.6 - East Bound Canal Bridge							
	BRIDGE LAYOUTS	L&G	\$9,599.02	\$9,119.07	\$9,119.07	95.00%	\$479.95	\$0.00
	SUMMARY OF QUANTITIES (BRIDGE) AND BEARING SEAT ELEVATION	L&G	\$7,939.05	\$7,542.10	\$7,542.10	95.00%	\$396.95	\$0.00
	FOUNDATION LAYOUTS	L&G	\$9,089.22	\$8,634.76	\$8,634.76	95.00%	\$454.46	\$0.00
	ABUTMENTS	L&G	\$7,031.37	\$6,679.80	\$6,679.80	95.00%	\$351.57	\$0.00
	INTERIOR BENTS	L&G	\$3,442.65	\$3,270.52	\$3,270.52	95.00%	\$172.13	\$0.00
	CONC SLAB SPAN	L&G	\$3,061.65	\$2,908.76	\$2,908.76	95.00%	\$152.89	\$0.00
	CONC FRAMING PLAN & BENT REPORT	L&G	\$5,875.01	\$5,581.26	\$5,581.26	95.00%	\$293.75	\$0.00
	CONC TYPICAL SECTIONS AND DEFLECTIONS	L&G	\$3,188.20	\$3,026.89	\$3,026.89	95.00%	\$161.31	\$0.00
	PRESTR CONC I-GIRDER DESIGN	L&G	\$6,997.09	\$6,601.46	\$6,601.46	95.00%	\$395.63	\$0.00
	ARCHITECTURAL TREATMENT	L&G	\$5,393.22	\$5,123.56	\$5,123.56	95.00%	\$269.66	\$0.00
	DRAIN DETAILS	L&G	\$2,391.12	\$2,262.06	\$2,262.06	95.00%	\$129.06	\$0.00
	BRIDGE BORING LOGS							
	Subtask 170.7 - McCall Rd Underpass Bridge							
	BRIDGE LAYOUTS	B22	\$13,026.42	\$12,375.10	\$12,375.10	95.00%	\$651.32	\$0.00
	SUMMARY OF QUANTITIES (BRIDGE) AND BEARING SEAT ELEVATION	B22	\$9,120.87	\$8,664.83	\$8,664.83	95.00%	\$456.04	\$0.00
	FOUNDATION LAYOUTS	B22	\$9,887.13	\$9,392.77	\$9,392.77	95.00%	\$494.36	\$0.00
	ABUTMENTS	B22	\$16,137.79	\$15,230.90	\$15,230.90	95.00%	\$906.89	\$0.00
	INTERIOR BENTS	B22	\$14,734.17	\$13,997.46	\$13,997.46	95.00%	\$736.71	\$0.00
	CONC SLAB SPAN	B22	\$7,874.07	\$7,423.37	\$7,423.37	95.00%	\$450.70	\$0.00
	CONC FRAMING PLAN & BENT REPORT	B22	\$8,633.79	\$8,202.10	\$8,202.10	95.00%	\$431.69	\$0.00
	CONC TYPICAL SECTIONS AND DEFLECTIONS	B22	\$8,823.67	\$8,382.68	\$8,382.68	95.00%	\$441.19	\$0.00
	PRESTR CONC I-GIRDER DESIGN	B22	\$6,483.51	\$6,159.33	\$6,159.33	95.00%	\$324.18	\$0.00
	ARCHITECTURAL TREATMENT	B22	\$11,446.38	\$10,874.06	\$10,874.06	95.00%	\$572.32	\$0.00
	DRAIN DETAILS	B22	\$6,008.31	\$5,707.89	\$5,707.89	95.00%	\$300.42	\$0.00
	BRIDGE BORING LOGS	B22	\$2,092.27	\$1,949.66	\$1,949.66	95.00%	\$142.61	\$0.00
	Subtask 170.9 - Bridge Standards							
	BRIDGE STANDARDS	L&G	\$9,064.41	\$8,611.22	\$8,611.22	95.00%	\$453.22	\$0.00
	Subtask 170.9 - Scour Analysis On Canal Bridge							
	SCOUR ANALYSIS BASED ON HEC-18 (WB BRIDGE)	B22	\$23,700.60	\$23,700.60	\$23,700.60	100.00%	\$0.00	\$0.00
	SCOUR ANALYSIS BASED ON HEC-18 (EB BRIDGE)	B22	\$14,743.08	\$14,743.08	\$14,743.08	100.00%	\$0.00	\$0.00
	SUBTOTAL (FUNCTION 170 - BRIDGE DESIGN) =		\$1,049,596.78	\$999,039.13	\$999,039.13	95%	\$50,557.66	\$0.00
	DIRECT EXPENSES							
	Subtask 1 - Direct Expenses (L&G)							
	PRINTING MYLAR & PAPER SHEETS	L&G	\$26,082.00	\$24,777.90	\$24,777.90	95.00%	\$1,304.10	\$0.00
	PLOTS (BLACK & WHITE)	L&G	\$7,800.00	\$7,710.00	\$7,710.00	95.00%	\$90.00	\$0.00
	PLOTS (COLOR)	L&G	\$5,400.00	\$5,130.00	\$5,130.00	95.00%	\$270.00	\$0.00
	COLOR GRAPHICS ON FOAM BOARD	L&G	\$900.00	\$0.00	\$0.00	0.00%	\$900.00	\$0.00
	CAR RENTAL	L&G	\$600.00	\$0.00	\$0.00	0.00%	\$600.00	\$0.00
	DELIVERY SERVICES	L&G	\$250.00	\$0.00	\$0.00	0.00%	\$250.00	\$0.00
	MILEAGE	L&G	\$3,775.20	\$3,586.44	\$3,586.44	95.00%	\$188.76	\$0.00

L&G Engineering Transportation Consultants		JULY 2016 INVOICE				HCRMA HALL COUNTY REGIONAL MOBILITY AUTHORITY	
Project: 365 TOLL PS&E Development Limits: From FM 396 (Anzalduas Highway) To McCall Rd CSJ: 0921-02-368 County: Hidalgo		Bill Through: 7/1/2016 TO 7/31/2016 Client: HCRMA Invoice No.: 11325832 WA No.: 3					
Func Code	TASK DESCRIPTION	FIRM	CONTRACTED FEE (\$)	PREVIOUSLY INVOICED (\$ AMOUNT)	INVOICED TO DATE (\$ AMOUNT)	BALANCE	AMOUNT DUE THIS INVOICE
	Subtask 2 - Direct Expenses (L&G Lab)						
	PRINTING REPRODUCTION	L&G LAB	\$450.00	\$450.00	\$450.00	\$0.00	\$0.00
	MILEAGE						
	Subtask 3 - Direct Expenses (RGEC)						
	PRINTING PAPER SHEETS	RGEC	\$90.00	\$65.50	\$65.50	\$4.50	\$0.00
	PRINTING MYLAR SHEETS	RGEC	\$4,170.00	\$3,961.50	\$3,961.50	\$208.50	\$0.00
		RGEC	\$278.00	\$0.00	\$0.00	\$278.00	\$0.00
	Subtask 4 - Direct Expenses (ETSI)						
	PRINTING MYLAR & PAPER SHEETS	ETSI	\$1,587.00	\$1,507.65	\$1,507.65	\$79.35	\$0.00
	LODGING	ETSI	\$320.00	\$304.00	\$304.00	\$16.00	\$0.00
	AIRFARE	ETSI	\$1,600.00	\$1,520.00	\$1,520.00	\$80.00	\$0.00
	CAR RENTAL	ETSI	\$240.00	\$228.00	\$228.00	\$12.00	\$0.00
	DELIVERY SERVICE	ETSI	\$250.00	\$237.50	\$237.50	\$12.50	\$0.00
	MILEAGE	ETSI	\$1,540.00	\$1,463.00	\$1,463.00	\$77.00	\$0.00
	Subtask 5 - Direct Expenses (TEDSI)						
	MILEAGE	TEDSI	\$169.50	\$161.03	\$161.03	\$8.47	\$0.00
	PLOTS (8 1/2" X 11")	TEDSI	\$50.00	\$0.00	\$0.00	\$50.00	\$0.00
	PRINTING PAPER SHEETS	TEDSI	\$5,724.00	\$0.00	\$0.00	\$5,724.00	\$0.00
	PRINTING MYLAR SHEETS	TEDSI	\$318.00	\$0.00	\$0.00	\$318.00	\$0.00
	OVERNIGHT MAIL (LETTER)	TEDSI	\$80.00	\$0.00	\$0.00	\$80.00	\$0.00
	OVERNIGHT MAIL (OVERSIZED)	TEDSI	\$75.00	\$0.00	\$0.00	\$75.00	\$0.00
	SUBTOTAL (DIRECT EXPENSES) =		\$55,728.70	\$45,122.52	\$45,122.52	\$10,606.19	\$0.00
	SUPPLEMENTAL #3 (CONC PWT DES)						
	Subtask 160.1 - Roadway Design Controls (L&G)						
	INTERSECTING ROADS (RIGID PWT DES)	L&G	\$1,218.54	\$1,157.61	\$1,157.61	\$60.93	\$0.00
	INTERSECTION LAYOUTS AND DETAILS (RIGID PWT DES)	L&G	\$4,438.92	\$4,216.97	\$4,216.97	\$221.95	\$0.00
	Subtask 162.3 - Pavement Markings Design						
	GENERAL NOTES FOR PAVEMENT MARKINGS	TEDSI	\$202.10	\$0.00	\$161.89	\$20.21	\$161.89
	SUMMARY OF QUANTITIES	TEDSI	\$1,139.72	\$0.00	\$1,025.75	\$113.97	\$1,025.75
	PAVEMENT MARKING LAYOUTS	TEDSI	\$2,942.08	\$0.00	\$2,647.87	\$294.21	\$2,647.87
	COST ESTIMATE	TEDSI	\$404.20	\$0.00	\$363.78	\$40.42	\$363.78
	Subtask 163.1 - General (L&G)						
	TITLE SHEET	L&G	\$163.40	\$174.23		\$9.17	\$0.00
	INDEX OF SHEETS (RIGID PWT DES)	L&G	\$2,200.82	\$2,090.78		\$110.04	\$0.00
	PROP TYPICAL SECTIONS (RIGID PWT DES)	L&G	\$4,159.16	\$3,951.20		\$207.96	\$0.00
	GENERAL NOTES & SPECIFICATION DATA (RIGID PWT DES)	L&G	\$5,495.79	\$5,221.00		\$274.79	\$0.00
	ESTIMATE & QUANTITY SHEETS (RIGID PWT DES)	L&G	\$7,140.32	\$7,140.50		\$378.82	\$0.00
	SUMMARY OF EARTHWORK QUANTITIES (RIGID PWT DES)	L&G	\$7,311.12	\$6,945.56		\$365.56	\$0.00



Project: 365 TOLL PS&E Development
 Limits: From FM 396 (Anzalduas Highway) To McCall Rd
 CSJ: 0921-02-368
 County: Hidalgo

JULY 2016 INVOICE



7/1/2016 TO 7/31/2016
 Client: HCRMA
 Invoice No.: 11325832
 WA No.: 3

Func Code	TASK DESCRIPTION	FIRM	CONTRACTED FEE (\$)	PREVIOUSLY INVOICED		INVOICED TO DATE		BALANCE	AMOUNT DUE THIS INVOICE
				(\$ AMOUNT)	(% COMPLETED)	(\$ AMOUNT)	(% COMPLETED)		
	Subtask 163.2 - General (RGEC)								
	PROP. TYPICAL SECTIONS (RIGID PAVT DES)	RGEC	\$3,311.03	\$3,145.48	95.00%	\$3,145.48	95.00%	\$165.55	\$0.00
	ESTIMATE & QUANTITY SHEETS	RGEC	\$1,478.49	\$1,404.57	95.00%	\$1,404.57	95.00%	\$73.92	\$0.00
	SUMMARY OF EARTHWORK QUANTITIES	RGEC	\$2,117.11	\$2,011.25	95.00%	\$2,011.25	95.00%	\$105.86	\$0.00
	Subtask 163.3 - Traffic Control Plan (TCP)								
	SEQUENCE OF CONSTRUCTION NARRATIVE (RIGID PAVT DES)	L&G	\$4,451.36	\$4,228.79	95.00%	\$4,228.79	95.00%	\$222.57	\$0.00
	Subtask 163.6 - Cross Sections								
	CROSS SECTIONS (ROWY & OUTFALL) (RIGID PAVT DES)	L&G	\$37,320.68	\$35,454.65	95.00%	\$35,454.65	95.00%	\$1,866.03	\$0.00
	Subtask 163.6 - Cross Sections								
	CROSS SECTIONS (ROWY & OUTFALL) (RIGID PAVT DES)	RGEC	\$6,469.32	\$6,145.85	95.00%	\$6,145.85	95.00%	\$323.47	\$0.00
	Subtask 170.1 - FM 494 Bridge								
	BRIDGE LAYOUTS	L&G	\$1,094.19	\$1,039.48	95.00%	\$1,039.48	95.00%	\$54.71	\$0.00
	SUMMARY OF QUANTITIES (BRIDGE) AND BEARING SEAT ELEVATION	L&G	\$777.12	\$738.26	95.00%	\$738.26	95.00%	\$38.86	\$0.00
	ABUTMENTS - 1 TYPE	L&G	\$1,684.81	\$1,600.57	95.00%	\$1,600.57	95.00%	\$84.24	\$0.00
	Subtask 170.2 - Floodway Bridge								
	BRIDGE LAYOUTS	L&G	\$1,094.19	\$1,039.48	95.00%	\$1,039.48	95.00%	\$54.71	\$0.00
	SUMMARY OF QUANTITIES (BRIDGE) AND BEARING SEAT ELEVATION	L&G	\$777.12	\$738.26	95.00%	\$738.26	95.00%	\$38.86	\$0.00
	ABUTMENTS - 1 TYPE	L&G	\$1,684.81	\$1,600.57	95.00%	\$1,600.57	95.00%	\$84.24	\$0.00
	Subtask 170.3 - West Bound 10th St Bridge								
	BRIDGE LAYOUTS	B22	\$1,042.47	\$990.35	95.00%	\$990.35	95.00%	\$52.12	\$0.00
	SUMMARY OF QUANTITIES (BRIDGE) AND BEARING SEAT ELEVATION	B22	\$751.41	\$713.84	95.00%	\$713.84	95.00%	\$37.57	\$0.00
	ABUTMENTS - 1 TYPE	B22	\$1,597.66	\$1,517.97	95.00%	\$1,517.97	95.00%	\$79.69	\$0.00
	Subtask 170.4 - East Bound 10th St Bridge								
	BRIDGE LAYOUTS	B22	\$1,042.47	\$990.35	95.00%	\$990.35	95.00%	\$52.12	\$0.00
	SUMMARY OF QUANTITIES (BRIDGE) AND BEARING SEAT ELEVATION	B22	\$751.41	\$713.84	95.00%	\$713.84	95.00%	\$37.57	\$0.00
	ABUTMENTS - 1 TYPE	B22	\$1,597.66	\$1,517.97	95.00%	\$1,517.97	95.00%	\$79.69	\$0.00
	Subtask 170.5 - West Bound Canal Bridge								
	BRIDGE LAYOUTS	L&G	\$1,094.19	\$1,039.48	95.00%	\$1,039.48	95.00%	\$54.71	\$0.00
	SUMMARY OF QUANTITIES (BRIDGE) AND BEARING SEAT ELEVATION	L&G	\$777.12	\$738.26	95.00%	\$738.26	95.00%	\$38.86	\$0.00
	ABUTMENTS - 1 TYPE	L&G	\$1,684.81	\$1,600.57	95.00%	\$1,600.57	95.00%	\$84.24	\$0.00
	Subtask 170.6 - East Bound Canal Bridge								
	BRIDGE LAYOUTS	L&G	\$1,094.19	\$1,039.48	95.00%	\$1,039.48	95.00%	\$54.71	\$0.00
	SUMMARY OF QUANTITIES (BRIDGE) AND BEARING SEAT ELEVATION	L&G	\$777.12	\$738.26	95.00%	\$738.26	95.00%	\$38.86	\$0.00
	ABUTMENTS - 1 TYPE	L&G	\$1,684.81	\$1,600.57	95.00%	\$1,600.57	95.00%	\$84.24	\$0.00
	Subtask 170.7 - McCall Rd Underpass Bridge								
	BRIDGE LAYOUTS	B22	\$1,042.47	\$990.35	95.00%	\$990.35	95.00%	\$52.12	\$0.00
	SUMMARY OF QUANTITIES (BRIDGE) AND BEARING SEAT ELEVATION	B22	\$751.41	\$713.84	95.00%	\$713.84	95.00%	\$37.57	\$0.00
	ABUTMENTS - 1 TYPE	B22	\$1,597.66	\$1,517.97	95.00%	\$1,517.97	95.00%	\$79.69	\$0.00
	Subtask 170.8 - Bridge Standards								
	BAS-C BRIDGE APPROACH SLAB	L&G	\$251.79	\$239.20	95.00%	\$239.20	95.00%	\$12.59	\$0.00
	SUBTOTAL (SUPPLEMENTAL #3 - CONC PAVT DES) =		\$117,011.65	\$20,040.60	17.13%	\$110,926.65	94.80%	\$6,084.99	\$4,219.29

L&G Engineering Transportation Consultants		JULY 2016 INVOICE		HCRMA HIDALGO COUNTY REGIONAL MOBILITY AUTHORITY			
Project: 365 TOLL PS&E Development Limits: From FM 396 (Anzalduas Highway) To McCell Rd CSJ: 0921-02-368 County: Hidalgo		Bill Through: 7/1/2016 TO 7/31/2016 Client: HCRMA Invoice No.: 11325832 WA No.: 3					
Func Code	TASK DESCRIPTION	FIRM	CONTRACTED FEE (\$)	PREVIOUSLY INVOICED (\$ AMOUNT) (% COMPLETED)	INVOICED TO DATE (\$ AMOUNT) (% COMPLETED)	BALANCE	AMOUNT DUE THIS INVOICE
	SUPPLEMENTAL #4 OFF-SYSTEM DESIGNATION & MERGED SET						
	FC-145 - PROJECT MANAGEMENT (FC-160 TO FC-190) (PS&E SERVICES)	L&G	\$13,826.44		\$13,135.12 95.00%	\$691.32	\$13,135.12
	ADDITIONAL SUBMITTAL DUE TO MERGE SET	L&G	\$16,089.50		\$15,285.03 95.00%	\$804.46	\$15,285.03
	REVISE PLANS PER FACILITY OFF-SYSTEM DESIGNATION	L&G	\$4,923.64		\$0.00 0.00%	\$4,923.64	\$0.00
	1.5 DAY MERGED CONSTRUCTION SET WALKTHRU/REVIEW/TCP VALUE ENG	L&G	\$34,839.78		\$28,420.14 81.57%	\$6,419.64	\$28,420.14
	SUBTOTAL (SUPPLEMENTAL #4 - OFF-SYSTEM DESIGNATION & MERGED SET) =						
CONTRACT TOTAL =			\$3,871,737.24	\$3,539,678.90		\$3,658,985.11	\$212,752.13
TOTAL THIS INVOICE =							\$32,639.43

Pay
8/11/2016



TEDSI
TBPE F-1610

TEDSI INFRASTRUCTURE GROUP

Consulting Engineers

1201 East Expressway 83 ♦ Mission, Texas 78572

Tel: (956) 424-7898

Fax: (956) 424-7022

INVOICE PERIOD: 01/01/2016 through 04/30/16

INVOICE AMOUNT: \$4,219.29

May 31, 2016

Mr. Behrooz Badiozzamani, P.E. – L&G Engineering
ATTN: Mr. Robert Macheska, P.E., CFM – L&G Engineering
900 South Stewart Rd., Suite 10
Mission, Texas 78572

RE: SH 365 Segment 2
Invoice No. 20162743

Dear Mr. Macheska:

Attached for your review and approval is our invoice for services rendered during the month of January 2016 thru April, 2016 on the subject referenced project.

The following is attached:

- Invoice No. 20162743
- January 2016 thru April 2016 Invoice Breakdown
- PS&E Checklist
- Backup – Signing
- Backup - Pavement Markings

The following is a narrative of the progress for this period.

TASK
FC 162 (Subtask 162.2): TRAFFIC ITEMS – Signing Design
Addressing DEC Comments, continued working towards 100% submittal
FC 163 (Subtask 162.3): TRAFFIC ITEMS – Pavement Marking Design
Addressing DEC Comments, continued working towards 100% submittal

Should you have any questions regarding this submittal, please do not hesitate to call me at (956) 424-7898.

Sincerely,

Jose A. Sanchez, P.E.
Project Manager – TEDSI Infrastructure Group, Inc.

<div><div><div>TEDSI</div><div>TEDSI INFRASTRUCTURE GROUP</div><div>Consulting Engineers</div><div>1201 East Expressway 83 • Mission, Texas 78752</div><div>Tel: (956) 424-7898</div><div>Fax: (956) 424-7022</div></div><div><div>Project:</div><div>SH 365 PS&E Development</div><div>Limits: From FM 396 (Anzalduas Highway) To McCall Rd</div><div>CSJ: 3627-01-001</div><div>County: Hidalgo</div></div></div>		<div><div><div>TEDSI</div><div>TEDSI INFRASTRUCTURE GROUP</div><div>Consulting Engineers</div><div>1201 East Expressway 83 • Mission, Texas 78752</div><div>Tel: (956) 424-7898</div><div>Fax: (956) 424-7022</div></div><div><div>Project:</div><div>SH 365 PS&E Development</div><div>Limits: From FM 396 (Anzalduas Highway) To McCall Rd</div><div>CSJ: 3627-01-001</div><div>County: Hidalgo</div></div></div> <div><div>Bill Through:</div><div>THRU 4/30/2016</div><div>Client:</div><div>HCRMA</div><div>Contract:</div><div>HCRMA</div><div>WA No.:</div><div></div></div>		<div><div>JANUARY 2016 THRU APRIL 2016 INVOICE</div><div><div>Func Code</div><div>TASK DESCRIPTION</div><div>FIRM</div><div>CONTRACTED FEE (\$)</div><div>PREVIOUSLY INVOICED (\$ AMOUNT) (% COMPLETED)</div><div>INVOICED TO DATE (\$ AMOUNT) (% COMPLETED)</div><div>BALANCE</div><div>AMOUNT DUE THIS INVOICE</div></div></div>									
162	TRAFFIC ITEMS												
	Subtask 162.2 - Signing Design												
	FIELD INVENTORY OF SIGNS	TEDSI	\$2,650.56			\$2,597.55	98.00%	\$2,597.55	98.00%	\$53.01	\$0.00		
	GENERAL NOTES FOR SIGNS	TEDSI	\$1,136.36			\$1,113.63	98.00%	\$1,113.63	98.00%	\$22.73	\$0.00		
	SUMMARY OF QUANTITIES LARGE SIGNS	TEDSI	\$2,382.11			\$2,334.47	98.00%	\$2,334.47	98.00%	\$47.64	\$0.00		
	SUMMARY OF QUANTITIES SMALL SIGNS	TEDSI	\$2,382.11			\$2,334.47	98.00%	\$2,334.47	98.00%	\$47.64	\$0.00		
	SUMMARY OF LARGE SIGNS - PROPOSED (SOLS)	TEDSI	\$10,641.68			\$10,428.85	98.00%	\$10,428.85	98.00%	\$212.83	\$0.00		
	SUMMARY OF LARGE SIGNS - EXISTING (SOLS)	TEDSI	\$1,391.50			\$1,363.67	98.00%	\$1,363.67	98.00%	\$27.83	\$0.00		
	SUMMARY OF SMALL SIGNS - PROPOSED (SOLS)	TEDSI	\$13,192.80			\$12,928.94	98.00%	\$12,928.94	98.00%	\$263.86	\$0.00		
	SUMMARY OF SMALL SIGNS - EXISTING (SOLS)	TEDSI	\$4,138.06			\$4,055.30	98.00%	\$4,055.30	98.00%	\$82.76	\$0.00		
	SIGN LAYOUTS (STA. 620+00 TO STA. 987+00)	TEDSI	\$8,131.74			\$7,959.11	98.00%	\$7,959.11	98.00%	\$1,622.63	\$0.00		
	SIGN LAYOUTS (ANZALDUAS CONNECTOR)	TEDSI	\$4,764.26			\$4,668.97	98.00%	\$4,668.97	98.00%	\$95.29	\$0.00		
	SIGN LAYOUTS (FM 494 - STA. 140+84 TO 153+74)	TEDSI	\$4,764.26			\$4,668.97	98.00%	\$4,668.97	98.00%	\$95.29	\$0.00		
	SIGN LAYOUTS (MCCOLL RD - STA. 29+85 TO 50+50)	TEDSI	\$4,764.26			\$4,668.97	98.00%	\$4,668.97	98.00%	\$95.29	\$0.00		
	SIGN LAYOUTS (10TH ST INTERSECTION)	TEDSI	\$2,299.30			\$2,253.31	98.00%	\$2,253.31	98.00%	\$45.99	\$0.00		
	LARGE GUIDE SIGN PANEL DETAILS	TEDSI	\$19,023.90			\$18,643.42	98.00%	\$18,643.42	98.00%	\$380.48	\$0.00		
	OVERHEAD SIGN STRUCTURE DETAILS	TEDSI	\$35,324.52			\$34,618.03	98.00%	\$34,618.03	98.00%	\$706.49	\$0.00		
	LARGE GROUND MOUNTED SIGN STRUCTURE DESIGN (19 GM)	TEDSI	\$8,193.35			\$8,029.48	98.00%	\$8,029.48	98.00%	\$163.87	\$0.00		
	SMALL SIGN PANEL DETAILS	TEDSI	\$4,386.57			\$4,298.84	98.00%	\$4,298.84	98.00%	\$87.73	\$0.00		
	STANDARD SHEETS	TEDSI	\$10,178.29			\$9,915.92	98.00%	\$9,915.92	98.00%	\$262.37	\$0.00		
	SPECIFICATIONS	TEDSI	\$543.34			\$532.47	98.00%	\$532.47	98.00%	\$10.87	\$0.00		
	COST ESTIMATE	TEDSI	\$8,693.44			\$8,519.57	98.00%	\$8,519.57	98.00%	\$173.87	\$0.00		
	COORDINATION AND PROGRESS MEETINGS	TEDSI	\$9,859.68			\$9,662.49	98.00%	\$9,662.49	98.00%	\$197.19	\$0.00		
	Subtask 162.3 - Pavement Markings Design												
	GENERAL NOTES FOR PAVEMENT MARKINGS	TEDSI	\$1,136.36			\$1,113.63	98.00%	\$1,113.63	98.00%	\$22.73	\$0.00		
	SUMMARY OF QUANTITIES	TEDSI	\$2,382.11			\$2,334.47	98.00%	\$2,334.47	98.00%	\$47.64	\$0.00		
	PAVEMENT MARKING LAYOUTS (STA. 620+00 TO 987+00)	TEDSI	\$85,306.30			\$83,600.17	98.00%	\$83,600.17	98.00%	\$1,706.13	\$0.00		
	PAVEMENT MARKING LAYOUTS (ANZALDUAS CONNECTOR)	TEDSI	\$4,220.92			\$4,136.50	98.00%	\$4,136.50	98.00%	\$84.42	\$0.00		
	PAVEMENT MARKING LAYOUTS (FM 494 - STA. 140+84 TO STA. 153+74)	TEDSI	\$5,115.47			\$5,013.16	98.00%	\$5,013.16	98.00%	\$102.31	\$0.00		
	PAVEMENT MARKING LAYOUTS (MCCOLL RD - STA. 29+85 TO STA. 50+50)	TEDSI	\$5,092.23			\$4,990.39	98.00%	\$4,990.39	98.00%	\$101.84	\$0.00		
	PAVEMENT MARKING LAYOUTS (10TH ST INTERSECTION)	TEDSI	\$1,934.85			\$1,896.15	98.00%	\$1,896.15	98.00%	\$38.70	\$0.00		
	STANDARD SHEETS	TEDSI	\$2,879.09			\$2,821.51	98.00%	\$2,821.51	98.00%	\$57.58	\$0.00		
	COST ESTIMATE	TEDSI	\$8,693.44			\$8,519.57	98.00%	\$8,519.57	98.00%	\$173.87	\$0.00		
	SUBTOTAL (FUNCTION 161 - TRAFFIC ITEMS) =		\$348,542.86			\$341,572.00	98.00%	\$341,572.00	98.00%	\$6,970.86	\$0.00		
	Pavement Markings Design Supplemental Agreement No. 01												
	GENERAL NOTES FOR PAVEMENT MARKINGS	TEDSI	\$202.10			\$0.00	0.00%	\$181.89	90.00%	\$20.21	\$181.89		
	SUMMARY OF QUANTITIES	TEDSI	\$1,139.72			\$0.00	0.00%	\$1,025.75	90.00%	\$113.97	\$1,025.75		
	PAVEMENT MARKING LAYOUTS	TEDSI	\$2,942.08			\$0.00	0.00%	\$2,647.87	90.00%	\$294.21	\$2,647.87		
	COST ESTIMATE	TEDSI	\$404.20			\$0.00	0.00%	\$363.78	90.00%	\$40.42	\$363.78		
	SUBTOTAL PAVEMENT MARKINGS SUPPLEMENTAL AGREEMENT NO. 1 =		\$4,688.10			\$0.00	0.00%	\$4,219.29	90.00%	\$468.81	\$4,219.29		
	DIRECT EXPENSES												
	Subtask 5 - Direct Expenses (TEDSI)												
	MILEAGE	TEDSI	\$169.50			\$166.11	98.00%	\$166.11	98.00%	\$3.39	\$0.00		
	PLOTS (8 1/2" X 11")	TEDSI	\$50.00			\$0.00	0.00%	\$0.00	0.00%	\$50.00	\$0.00		
	PRINTING PAPER SHEETS	TEDSI	\$5,724.00			\$0.00	0.00%	\$0.00	0.00%	\$5,724.00	\$0.00		
	PRINTING MYLAR SHEETS	TEDSI	\$318.00			\$0.00	0.00%	\$0.00	0.00%	\$318.00	\$0.00		
	OVERNIGHT MAIL (LETTER)	TEDSI	\$60.00			\$0.00	0.00%	\$0.00	0.00%	\$60.00	\$0.00		
	OVERNIGHT MAIL (OVERSIZED)	TEDSI	\$75.00			\$0.00	0.00%	\$0.00	0.00%	\$75.00	\$0.00		
	SUBTOTAL (DIRECT EXPENSES) =		\$6,396.50			\$166.11	2.60%	\$166.11	2.60%	\$6,230.39	\$0.00		
	TOTAL THIS INVOICE =										\$4,219.29		

Sub-provider Monitoring System for Federally Funded Contracts

Progress Assessment Report for month of (Mo./Yr.) 7/16 Invoice # 11325832

Contract #:

Date of Contract Execution: 05/04/2012

Prime Provider: L&G Consulting Engineers, Inc.

Work Authorization No. 3

Work Authorization No. 3 Work Authorization Amount: \$ 3,871,737.24

If Prime Provider is NOT DBE Certified and no sub-providers are used on this work authorization, please indicate by placing "N/A" on the 1st line under Sub-providers.

[illegible]

Fill out Progress Assessment Report with each estimate/invoice submitted, for all subcontracts, and forward as follows:

1 Copy with Invoice – Hidalgo County Regional Mobility Authority Office

I hereby certify that the above is a true and correct statement of the amounts paid to the firms listed above.

Marisela Marin

Print Name - Company Official /DBE Liaison Officer

mmarin@lgengineers.com

Email

Signature Mario LaSmarino

Signature _____

(956) 565-9813

Phone

7/31/2016

Date _____

(956) 565-9018

Fax



HCRMA

HIDALGO COUNTY REGIONAL MOBILITY AUTHORITY

REQUEST FOR RECOMMENDATION ON PAYMENT

To: Dannenbaum Engineering
Attn: Louis Jones, HCRMA Project Manager
1109 Nolana Loop, Suite 208
McAllen, Texas 78504

Month and Year	06/01/16 - 06/30/16	
Contractor	S&B	
Project/WA	SH 365 Segment 1 WA #2	
Invoice #	23	Date: 7/7/16
Amount	\$ 281.63	
Date Sent	7/6/16	

Date Received		
Received by		
Recommendation:	<input checked="" type="checkbox"/> Approval	<input type="checkbox"/> Disapproval
Comments:		
		
Louis Jones, HCRMA Program Manager		Date
Recommendation:	<input checked="" type="checkbox"/> Approval	<input type="checkbox"/> Disapproval
Comments:		
		
Pilar Rodriguez, Executive Director		Date

Please return this form via email to fkoll@hcrma.net



INVOICE PERIOD: 06/01/16 through 06/30/16

INVOICE AMOUNT: \$ 281.63

July 7, 2016

Mr. Pilar Rodriguez, P.E. – Executive Director HCRMA
ATTN: Mr. Louis H. Jones, P.E. – Program Manager HCRMA
Hidalgo County Regional Mobility Authority
118 S. Cage Blvd., 4th Floor
Pharr, Texas 78577

RE: Work Authorization #2 on SH 365 Segment 1
Invoice No. 23

Dear Mr. Jones:

Attached for your review approval is our invoice for services rendered during the month of June 2016 on the subject referenced project. The below referenced work product deliverables have been uploaded via GroupWise to the following directory The following is attached: 2016-07-07- June Inv Backup

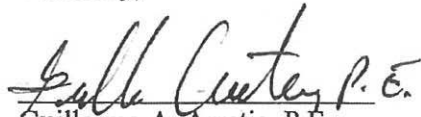
- Invoice No. 18
- Plan Set Back up link:2016-07-07 June Inv Backup

The following is a narrative of the progress for this period.

TASK
UPDATED BORING AND CPT LOGS-LEVEES
<i>UPDATED: Boring and CPT logs along with field and laboratory geotechnical engineering test results performed to date.</i> ✓
UPDATED BORING AND CPT LOGS-RETAINING WALLS AND SIGNS
<i>UPDATED: Boring and CPT logs along with field and laboratory geotechnical engineering test results performed to date.</i> ✓
UPDATED BORING AND CPT LOGS-BRIDGES
<i>UPDATED: Boring and CPT logs along with field and laboratory geotechnical engineering test results performed to date.</i> ✓

Should you have any questions regarding this submittal, please do not hesitate to call me at (956) 926-5041.

Sincerely,



Guillermo A. Arratia, P.E.

Project Manager – S & B INFRASTRUCTURE, LTD.



cc: Gustavo Lopez, P.E.

Hyperlinks: 2016-07-07- June Inv Backup



Project: SH 385 PS&E Development
Limits: 3527-01-001
County: Hidalgo County

JUNE 2016 INVOICE



Bill Through: 6/30/2016
Client: HCRMA
Contract:
WA No.: 2

Func Code	TASK DESCRIPTION	FIRM	CONTRACTED FEE (\$)	PREVIOUSLY INVOICED		INVOICED TO DATE		BALANCE	AMOUNT DUE THIS INVOICE
				(\$ AMOUNT)	(% COMPLETED)	(\$ AMOUNT)	(% COMPLETED)		
145	PROJECT MANAGEMENT (FC 160 TO FC 190) (PS&E SERVICES) (12 MONTHS)								
	PREPARE/MAINTAIN WORK AUTHORIZATIONS (PS&E DEVELOPMENT) (INCLUDING RECORD KEEPING, FILING, ADMINISTRATION, ETC) AND OVERALL QA/QC	S&B	\$ 20,335.72	\$28,749.01	98.00%	\$28,749.01	98.00%	\$565.71	\$0.00
	SCHEDULE & ATTEND WORK AUTHORIZATION DEVELOPMENT MEETINGS (4 MEETINGS) (SUBS)	S&B	\$ 12,477.84	\$12,477.84	100.00%	\$12,477.84	100.00%	\$0.00	\$0.00
	COORDINATE/PREPARE SUB WORK AUTHORIZATIONS/MEETINGS/CONSULTANTS (3 SUBS)	S&B	\$ 11,199.86	\$11,199.86	100.00%	\$11,199.86	100.00%	\$0.00	\$0.00
	PREPARATION OF INVOICES AND PROGRESS REPORTS (TOTAL = 12 EA)	S&B	\$ 22,539.28	\$22,539.28	98.00%	\$22,539.28	98.00%	\$450.78	\$0.00
	SCHEDULE & ATTEND PRE-DESIGN MEETING & PREPARE MINUTES (TOTAL = 1)	S&B	\$ 5,797.40	\$5,797.40	100.00%	\$5,797.40	100.00%	\$0.00	\$0.00
	SCHEDULE & ATTEND TRAF SAFETY REVIEW MEETING AND PREPARE MEETINGS (TOTAL = 1)	S&B	\$ 3,473.80	\$3,473.80	100.00%	\$3,473.80	100.00%	\$0.00	\$0.00
	SCHEDULE, ATTEND AND PREPARE MINUTES FOR 12 MONTHLY PROGRESS MEETINGS (2 HRS)	S&B	\$ 18,923.08	\$18,923.08	100.00%	\$18,923.08	100.00%	\$0.00	\$0.00
	RESEARCH / REVIEW EXISTING PLANS & DATA (CONDUCTED IN WA#1)	S&B	\$ 8,077.50	\$8,077.50	100.00%	\$8,077.50	100.00%	\$0.00	\$0.00
	PREPARE PROJECT SCHEDULE (UPDATE MONTHLY 12 EA)	S&B	\$ 7,900.24	\$7,900.24	99.00%	\$7,900.24	99.00%	\$158.00	\$0.00
	MONITOR SUB-PROVIDER'S SCHEDULES ON A MONTHLY BASIS	S&B	\$ 11,881.20	\$11,881.20	100.00%	\$11,881.20	100.00%	\$0.00	\$0.00
	PREPARE & ASSEMBLE PRELIMINARY COST ESTIMATES (1 @ 80% AND 1 @ 100%)	S&B	\$ 13,825.60	\$13,825.60	100.00%	\$13,825.60	100.00%	\$0.00	\$0.00
	CONDUCT SITE VISIT OF PROJECT AREA (4 SITE VISITS 2 Roadway 2 Hydraulics)	S&B	\$ 6,433.68	\$6,433.68	100.00%	\$6,433.68	100.00%	\$0.00	\$0.00
	PREPARE 30% SUBMITTAL	S&B	\$ 16,204.27	\$16,204.27	100.00%	\$16,204.27	100.00%	\$0.00	\$0.00
	QC/QA - OVERALL 30% SUBMITTAL (1255 sheets without standards (0.25 Hrs/sheet 1 SUBMITTAL)	S&B	\$ 6,433.68	\$6,433.68	100.00%	\$6,433.68	100.00%	\$0.00	\$0.00
	PREPARE 60% SUBMITTAL	S&B	\$ 63,954.39	\$63,954.39	100.00%	\$63,954.39	100.00%	\$0.00	\$0.00
	QC/QA - OVERALL 60% SUBMITTAL (1255 sheets without standards (0.25 Hrs/sheet 1 SUBMITTAL)	S&B	\$ 6,433.68	\$6,433.68	100.00%	\$6,433.68	100.00%	\$0.00	\$0.00
	PREPARE 90% SUBMITTAL	S&B	\$ 57,273.89	\$57,273.89	98.00%	\$57,273.89	98.00%	\$1,145.48	\$0.00
	QC/QA - OVERALL 90% SUBMITTAL (1255 sheets without standards (0.25 Hrs/sheet 1 SUBMITTAL)	S&B	\$ 6,433.68	\$6,433.68	98.00%	\$6,433.68	98.00%	\$126.67	\$0.00
	PREPARE 100% SUBMITTAL	S&B	\$ 21,955.27	\$21,955.27	98.00%	\$21,955.27	98.00%	\$259.11	\$0.00
	QC/QA - OVERALL 100% SUBMITTAL (1255 sheets without standards (0.25 Hrs/sheet 1 SUBMITTAL)	S&B	\$ 4,371.46	\$4,371.46	98.00%	\$4,371.46	98.00%	\$57.43	\$0.00
	ORGANIZE AND DOWNLOAD ELECTRONIC FILE DELIVERABLES	S&B	\$ 15,881.86	\$15,881.86	100.00%	\$15,881.86	100.00%	\$0.00	\$0.00
	COMPLETION OF CPM SCHEDULE (FORMS 1823 & 1002 NOT INCLUDED)	S&B	\$ 350,817.48	\$350,817.48	95.72%	\$350,817.41	95.72%	\$15,016.07	\$0.00
150	FIELD SURVEY								
	COORDINATION AND DEVELOPMENT OF SURVEY	S&B	\$ 14,000.14	\$13,720.14	98%	\$13,720.14	98%	\$280.00	\$0.00
	VERIFY FIELD DATA	S&B	\$ 16,483.64	\$16,153.87	98%	\$16,153.87	98%	\$329.77	\$0.00
	UTILITY COORDINATION ADJUSTMENTS	S&B	\$ 48,726.44	\$48,731.91	98%	\$48,731.91	98%	\$994.53	\$0.00
	SUBTOTAL (FUNCTION 150-FIELD SURVEY)		\$ 80,210.12	\$78,605.92	98%	\$78,605.92	98%	\$1,604.20	\$0.00
163	MISCELLANEOUS ROADWAY								
	TITLE SHEET	S&B	\$ 2,660.60	\$2,667.39	98%	\$2,667.39	98%	\$53.21	\$0.00
	4 - INDEX OF SHEETS	S&B	\$ 6,427.86	\$6,299.40	98%	\$6,299.40	98%	\$128.56	\$0.00
	6 - PROJECT LAYOUT	S&B	\$ 12,181.86	\$11,938.22	98%	\$11,938.22	98%	\$243.64	\$0.00
	TYPICAL SECTIONS - CONFIGURATION (LANE/SIDEWALKS/CUT/FILL/ETC) (PAVEMENT DESIGN)	S&B							
	9 - EXISTING TYPICAL SECTIONS	S&B	\$ 10,519.60	\$10,603.21	98%	\$10,603.21	98%	\$215.39	\$0.00
	10 - GENERAL NOTES & SPECIFICATION DATA	S&B	\$ 18,852.42	\$18,475.37	98%	\$18,475.37	98%	\$377.05	\$0.00
	10 - ESTIMATE & QUANTITY SHEETS	S&B	\$ 14,406.86	\$14,118.72	98%	\$14,118.72	98%	\$288.14	\$0.00
	2 - SUMMARY OF TRAFFIC CONTROL QUANTITIES	S&B	\$ 17,985.42	\$17,625.71	98%	\$17,625.71	98%	\$359.71	\$0.00
	8 - SUMMARY OF ROADWAY QUANTITIES	S&B	\$ 2,134.92	\$2,092.22	98%	\$2,092.22	98%	\$42.70	\$0.00
	2 - SUMMARY OF RETAINING WALL QUANTITIES	S&B	\$ 9,901.88	\$9,703.84	98%	\$9,703.84	98%	\$198.04	\$0.00
	2 - SUMMARY OF CULVERT QUANTITIES	S&B	\$ 2,718.72	\$2,664.35	98%	\$2,664.35	98%	\$54.37	\$0.00
	1 - SUMMARY OF STORM SEWER QUANTITIES	S&B	\$ 1,359.36	\$1,332.17	98%	\$1,332.17	98%	\$27.19	\$0.00
	2 - SUMMARY OF BRIDGES	S&B	\$ 2,718.72	\$2,664.35	98%	\$2,664.35	98%	\$54.37	\$0.00
	1 - SUMMARY OF ILLUMINATION QUANTITIES	S&B	\$ 1,359.36	\$1,332.17	98%	\$1,332.17	98%	\$27.19	\$0.00
	2 - SUMMARY OF TRAFFIC SIGNAL QUANTITIES	S&B	\$ 1,359.36	\$1,332.17	98%	\$1,332.17	98%	\$27.19	\$0.00
	6 - SUMMARY OF EARTHWORK QUANTITIES	S&B	\$ 6,156.16	\$6,033.04	98%	\$6,033.04	98%	\$123.12	\$0.00
	1 - SUMMARY OF SMALL SIGNS	S&B	\$ 1,359.36	\$1,332.17	98%	\$1,332.17	98%	\$27.19	\$0.00
	1 - SUMMARY OF PAVEMENT MARKINGS	S&B	\$ 1,359.36	\$1,332.17	98%	\$1,332.17	98%	\$27.19	\$0.00
	1 - SUMMARY OF DELINEATION & OBJ MARK QUANTITIES	S&B	\$ 1,359.36	\$1,332.17	98%	\$1,332.17	98%	\$27.19	\$0.00
	1 - SUMMARY OF SWP (EROSION CONTROL)	S&B	\$ 1,359.36	\$1,332.17	98%	\$1,332.17	98%	\$27.19	\$0.00
	1 - SUMMARY OF REMOVAL ITEMS	S&B	\$ 1,359.36	\$1,332.17	98%	\$1,332.17	98%	\$27.19	\$0.00



Project: SH 365 PS&E Development
Limits: 3527-01-001
CSJ: Hidalgo County

JUNE 2016 INVOICE



Bill Through: 6/30/2016
Client: HCRMA
Contract: HCRMA
VA No.: 2

Func Code	TASK DESCRIPTION	FIRM	CONTRACTED FEE (\$)	PREVIOUSLY INVOICED (\$ AMOUNT)	(% COMPLETED)	INVOICED TO DATE (\$ AMOUNT)	(% COMPLETED)	BALANCE	AMOUNT DUE THIS INVOICE
II. TRAFFIC CONTROL PLANS (TCP)									
4 - SEQUENCE OF CONSTRUCTION NARRATIVE		S&B	\$ 6,632.56	\$6,499.91	98%	\$6,499.91	98%	\$132.65	\$0.00
10 - TRAFFIC CONTROL PLAN TYPICAL SECTIONS (1:100)		S&B	\$ 18,978.60	\$18,599.03	98%	\$18,599.03	98%	\$379.57	\$0.00
2 - TRAFFIC CONTROL PLAN GENERAL NOTES		S&B	\$ 1,830.90	\$1,853.08	98%	\$1,853.08	98%	\$37.82	\$0.00
4 - TCP ADVANCE WARNING SIGNS		S&B	\$ 5,795.39	\$5,679.48	98%	\$5,679.48	98%	\$115.91	\$0.00
60 - TRAFFIC CONTROL PLAN - PHASE LAYOUTS (1:100)		S&B	\$ 86,742.35	\$85,007.50	98%	\$85,007.50	98%	\$1,734.85	\$0.00
10 - TEMPORARY TRAFFIC SIGNALS AND ILLUMINATION		S&B	\$ 5,860.02	\$5,742.82	98%	\$5,742.82	98%	\$117.20	\$0.00
0 - ROLL PLOT		S&B	\$ 12,452.25	\$12,452.25	100%	\$12,452.25	100%	\$0.00	\$0.00
0 - STANDARDS									
12 - BC 1 THRU 12		S&B	\$ 2,265.60	\$2,265.60	100%	\$2,265.60	100%	\$0.00	\$0.00
1-WZ (TD)-03		S&B	\$ 188.80	\$188.80	100%	\$188.80	100%	\$0.00	\$0.00
1-WZ (STPM)-03		S&B	\$ 188.80	\$188.80	100%	\$188.80	100%	\$0.00	\$0.00
1-WZ (UL)-03		S&B	\$ 188.80	\$188.80	100%	\$188.80	100%	\$0.00	\$0.00
1-WZ (QERD)-03		S&B	\$ 188.80	\$188.80	100%	\$188.80	100%	\$0.00	\$0.00
1-WZ (BTS-1)-03		S&B	\$ 188.80	\$188.80	100%	\$188.80	100%	\$0.00	\$0.00
1-WZ (BTS-2)-03		S&B	\$ 188.80	\$188.80	100%	\$188.80	100%	\$0.00	\$0.00
1-WZ (BRK)-03		S&B	\$ 188.80	\$188.80	100%	\$188.80	100%	\$0.00	\$0.00
1-TCP (2-1)-03		S&B	\$ 188.80	\$188.80	100%	\$188.80	100%	\$0.00	\$0.00
1-TCP (2-3)-03		S&B	\$ 188.80	\$188.80	100%	\$188.80	100%	\$0.00	\$0.00
1-TCP (2-5)-03		S&B	\$ 188.80	\$188.80	100%	\$188.80	100%	\$0.00	\$0.00
1-TCP (2-6)-03		S&B	\$ 188.80	\$188.80	100%	\$188.80	100%	\$0.00	\$0.00
3 - TCP (3-1) THRU (3-3)-03		S&B	\$ 188.80	\$188.80	100%	\$188.80	100%	\$0.00	\$0.00
1-TCP (7-1)-03		S&B	\$ 188.80	\$188.80	100%	\$188.80	100%	\$0.00	\$0.00
0 - CPM SCHEDULE		S&B	\$ 4,182.48	\$4,182.48	100%	\$4,182.48	100%	\$0.00	\$0.00
TASK 2-SUBTOTAL (FC 163-MISCELLANEOUS ROADWAY)			\$ 269,313.27	\$264,844.12	98%	\$264,844.12	98%	\$4,969.17	\$0.00
III. ROADWAY DETAILS									
ROADWAY DESIGN CONTROLS									
18 - HORIZONTAL ALIGNMENT DATA SHEETS		S&B	\$ 12,412.80	\$12,164.54	98%	\$12,164.54	98%	\$248.26	\$0.00
0 - BENCHMARK DATA SHEETS:									
10 - SURVEY CONTROL INDEX OF SHEETS		S&B	\$ 6,105.48	\$0.00	0%	\$0.00	0%	\$6,105.48	\$0.00
8 - HORIZONTAL AND VERTICAL CONTROL DATA SHEETS Process Only		S&B	\$ 1,664.34	\$1,631.05	98%	\$1,631.05	98%	\$33.29	\$0.00
28 - REMOVAL PLAN		S&B	\$ 50,540.40	\$49,529.59	98%	\$49,529.59	98%	\$1,010.81	\$0.00
0 - PLAN AND PROFILE									
27 - ROADWAY P & P SHEETS - EB & WB MAIN LANES TOGETHER		S&B	\$ 71,446.30	\$70,017.37	98%	\$70,017.37	98%	\$1,428.93	\$0.00
34 - ROADWAY P & P SHEETS - RAMP		S&B	\$ 75,549.03	\$74,038.05	98%	\$74,038.05	98%	\$1,510.98	\$0.00
13-ROADWAY P&P SHEETS - EB FRONTAGE ROAD		S&B	\$ 30,271.55	\$29,666.51	98%	\$29,666.51	98%	\$605.44	\$0.00
11-ROADWAY P&P SHEETS - WB FRONTAGE ROAD		S&B	\$ 29,407.65	\$28,819.69	98%	\$28,819.69	98%	\$586.16	\$0.00
18 - INTERSECTING LAYOUT AND DETAILS		S&B	\$ 40,287.02	\$39,481.28	98%	\$39,481.28	98%	\$805.74	\$0.00
6 - INTERSECTION LAYOUTS AND DETAILS (NOT REQUIRED)									
4 - DRIVEWAY LAYOUTS		S&B	\$ -	\$10,529.32	98%	\$10,529.32	98%	\$274.38	\$0.00
DRIVEWAY DETAILS		S&B	\$ 1,477.02	\$1,447.48	98%	\$1,447.48	98%	\$29.54	\$0.00
4 - MISCELLANEOUS ROADWAY DETAILS		S&B	\$ 6,652.28	\$6,558.43	98%	\$6,558.43	98%	\$133.85	\$0.00
0 - STANDARDS									
CCCP (1)-09		S&B	\$ 188.80	\$188.80	100%	\$188.80	100%	\$0.00	\$0.00
TA (CP)-09		S&B	\$ 188.80	\$188.80	100%	\$188.80	100%	\$0.00	\$0.00
JS-94		S&B	\$ 188.80	\$188.80	100%	\$188.80	100%	\$0.00	\$0.00
GF (31)-11		S&B	\$ 188.80	\$188.80	100%	\$188.80	100%	\$0.00	\$0.00
GF (31) DAT-11		S&B	\$ 188.80	\$188.80	100%	\$188.80	100%	\$0.00	\$0.00
GF (31) LS-11		S&B	\$ 188.80	\$188.80	100%	\$188.80	100%	\$0.00	\$0.00
GF (31) TR-11		S&B	\$ 188.80	\$188.80	100%	\$188.80	100%	\$0.00	\$0.00
GF (31) T101-13		S&B	\$ 188.80	\$188.80	100%	\$188.80	100%	\$0.00	\$0.00
SGT 7-09		S&B	\$ 188.80	\$188.80	100%	\$188.80	100%	\$0.00	\$0.00
SGT 8-09		S&B	\$ 188.80	\$188.80	100%	\$188.80	100%	\$0.00	\$0.00
BED-09		S&B	\$ 188.80	\$188.80	100%	\$188.80	100%	\$0.00	\$0.00
SSCB (1)-09		S&B	\$ 188.80	\$188.80	100%	\$188.80	100%	\$0.00	\$0.00
SSCB (2)-00A		S&B	\$ 188.80	\$188.80	100%	\$188.80	100%	\$0.00	\$0.00
SSCB (3)-02		S&B	\$ 188.80	\$188.80	100%	\$188.80	100%	\$0.00	\$0.00
TRACC (N)-05		S&B	\$ 188.80	\$188.80	100%	\$188.80	100%	\$0.00	\$0.00
REACT (N)-05		S&B	\$ 188.80	\$188.80	100%	\$188.80	100%	\$0.00	\$0.00
QUAD (N)-09		S&B	\$ 188.80	\$188.80	100%	\$188.80	100%	\$0.00	\$0.00
TE(HMAG)-11		S&B	\$ 188.80	\$188.80	100%	\$188.80	100%	\$0.00	\$0.00
4 - RS01-10		S&B	\$ 1,111.02	\$1,111.02	100%	\$1,111.02	100%	\$0.00	\$0.00
TASK 3 - SUBTOTAL (FUNCTION 160-ROADWAY DESIGN CONTROLS)			\$ 341,485.67	\$328,770.36	96%	\$328,770.36	96%	\$12,715.32	\$0.00



Project: SH 365 PS&E Development
Limits: 3627+01.00
County: Hidalgo County

JUNE 2016 INVOICE



Bill Through: 6/30/2016
Client: HCRMA
Contract: WA No. 2

Func Code	FIRM	TASK DESCRIPTION	CONTRACTED FEE (\$)	PREVIOUSLY INVOICED		INVOICED TO DATE		BALANCE	AMOUNT DUE THIS INVOICE
				(\$ AMOUNT)	(% COMPLETED)	(\$ AMOUNT)	(% COMPLETED)		
163		MISCELLANEOUS-RETAINING WALL							
		24 - PREPARE RETAINING WALL PLAN AND PROFILE SHEET(SLOPE STABILITY BY TERRACON)	\$ 68,422.66						
	S&B				98%	\$67,054.21	98%	\$1,368.45	\$0.00
	S&B	4 - PREPARE RETAINING WALL MISCELLANEOUS DETAILS	\$ 5,315.40		98%	\$5,209.09	98%	\$106.31	\$0.00
	S&B	9 - BORING LOGS	\$ 1,266.92		98%	\$1,270.98	98%	\$25.94	\$0.00
		0 - STANDARDS							
		RW (NSE)							
	S&B		\$ 188.80		100%	\$188.80	100%	\$0.00	\$0.00
	S&B	RW (TRF)	\$ 188.80		100%	\$188.80	100%	\$0.00	\$0.00
	S&B	RW (TEV)	\$ 188.80		100%	\$188.80	100%	\$0.00	\$0.00
	S&B	EMRW-34	\$ 188.80		100%	\$188.80	100%	\$0.00	\$0.00
		TASK 4 - SUBTOTAL (FUNCTION 163-MISCELLANEOUS-RETAINING WALL)	\$ 75,790.18	\$74,289.48	98%	\$74,289.48	98%	\$1,500.70	\$0.00
		V. ROADWAY VEEVEE DRAINAGE DETAILS							
161		ROADWAY DRAINAGE							
		BRIDGE PRE AND POST CALCULATIONS AND SHEETS SOUTH FLOODWATER CHANNEL							
	S&B	0 - Bridge Scour Calculations	\$ 5,968.80	\$5,968.80	100%	\$5,968.80	100%	\$0.00	\$0.00
	S&B	Bridge Scour Calculation Sheets (1 Bridge at South Floodwater Channel)	\$ 1,690.44	\$1,690.44	100%	\$1,690.44	100%	\$0.00	\$0.00
	S&B	0 - Culvert and Road Calculations and Sheets (7 Crossings at 2 Per Sheet)	\$ 4,389.20	\$4,497.42	98%	\$4,497.42	98%	\$91.78	\$0.00
	S&B	Scour and Stream Crossing Layouts (7 Culverts A-H, 10s to South Floodwater Channel)	\$ 34,956.46	\$34,956.46	100%	\$34,956.46	100%	\$0.00	\$0.00
	S&B	0 - Scour Calculation Sheets (7 Culverts)	\$ 0.00	\$0.00	0%	\$0.00	0%	\$0.00	\$0.00
	S&B	0 - Scour Calculation Sheets (7 Culverts)	\$ 0.00	\$0.00	0%	\$0.00	0%	\$0.00	\$0.00
	S&B	Culvert, Headwall, and Wingwall Details (4 Culvert and 4 Wingwall Details)	\$ 604.16	\$592.08	98%	\$592.08	98%	\$12.08	\$0.00
	S&B	0 - Outfall Transition Layout and Details (7 Stream Crossings at 2 Per Sheet) No dissipators required, velocity is low	\$ 11,168.08	\$10,944.72	98%	\$10,944.72	98%	\$223.36	\$0.00
	S&B	29 - Roadway System Drainage Area Maps (32 Systems)(Oleches, Ramp Culverts and Driveway Culverts)	\$ 47,355.65	\$46,408.54	98%	\$46,408.54	98%	\$947.11	\$0.00
	S&B	15 - Roadway System Drainage Area Calculation Sheets (32 Systems at 2 Systems Per Sheet)	\$ 8,817.14	\$8,640.80	98%	\$8,640.80	98%	\$176.34	\$0.00
	S&B	Storm Sewer/Culvert Plan and Profiles at Intersecting Cross Streets	\$ 5,606.00	\$5,493.88	98%	\$5,493.88	98%	\$112.12	\$0.00
	S&B	10 - Storm Sewer/Culvert Plan and Profiles at Intersecting Cross Streets (5 Streets, McCoil, Jackson, Cagle, Dicker, I. RD.) (1 Plan and Profile Sheet Per Sheet)	\$ 23,148.60	\$22,686.61	98%	\$22,686.61	98%	\$462.99	\$0.00
	S&B	Driveway and Ramp Storm Sewer/Culvert Calculation Sheets	\$ 6,124.28	\$6,001.79	98%	\$6,001.79	98%	\$122.49	\$0.00
	S&B	14 - Ramp and Driveway Storm Sewer/Culvert Layouts and Profiles (Las Milpas, Thomas, Ataya, Highland, Military etc.) (6 Stream/20 ramps) (4 Per Plan and 4 Per Profile Sheet) Individual sheets shown in drainage ditch profiles	\$ 37,555.69	\$36,804.58	98%	\$36,804.58	98%	\$751.11	\$0.00
	S&B	Storm Sewer System and Culvert Detail Sheets (Culverts, Holes, Manholes, Headwalls, SETP-PO, SETP-QD)	\$ 755.20	\$745.10	98%	\$745.10	98%	\$10.10	\$0.00
	S&B	7 - Retaining Wall and Bridge Deck Spacing For Bridge Sheets and Calculations (Tabulated on Special Detail Sheet) Not Required	\$ 12,212.19	\$11,967.95	98%	\$11,967.95	98%	\$244.24	\$0.00
	S&B	Retaining Wall Drains and Deck Drain SPL Details (1 Ret Wall, 3 Deck Drains)	\$ 604.16	\$592.08	98%	\$592.08	98%	\$12.08	\$0.00
	S&B	1 - Channel Special Plan and Profile (South Floodwater Channel)(includes Bank Stabilization, Location and Type)	\$ 3,794.64	\$3,708.95	98%	\$3,708.95	98%	\$85.69	\$0.00
	S&B	1 - Channel Typical Sections and Details (South Floodwater Channel)	\$ 1,597.52	\$1,565.57	98%	\$1,565.57	98%	\$31.95	\$0.00
	S&B	8 - Roadside Ditch Denition Area and Outfall Calculations (32 at 4 Per Sheet)	\$ 15,048.05	\$15,728.08	98%	\$15,728.08	98%	\$679.93	\$0.00
	S&B	9 - Roadside Ditch Denition Area Outfall Layouts and Weir Special Details (32 at 4 Per Sheet)	\$ 26,701.64	\$26,167.61	98%	\$26,167.61	98%	\$534.03	\$0.00
	S&B	0 - Frontage Road Cross Pipe Layouts and Profile Fmto Rd. to Fmto Rd. (9)	\$ 33,010.40	\$0.00	0%	\$0.00	0%	\$33,010.40	\$0.00
	S&B	0 - Temporary Drainage Special Detail Sheets Why temporary? Don't need	\$ 0.00	\$0.00	0%	\$0.00	0%	\$0.00	\$0.00
	S&B	4 - Storm Drainage Quantity Summaries (Sheet by Sheet)	\$ 11,141.92	\$10,919.08	98%	\$10,919.08	98%	\$222.84	\$0.00
	S&B	4 - Storm Drainage Quantity Summaries (Permanent Totals)	\$ 8,176.28	\$8,012.75	98%	\$8,012.75	98%	\$163.53	\$0.00
	S&B	0 - RCDPT EXIST FEA VERT PREVIOUSLY PREPARED	\$ 3,485.40	\$3,485.40	100%	\$3,485.40	100%	\$0.00	\$0.00
	S&B	0 - RCDPT EXIST FEA VERT PREVIOUSLY PREPARED	\$ 3,485.40	\$3,485.40	100%	\$3,485.40	100%	\$0.00	\$0.00
	S&B	2 - Prepare 10, 50, and 100 Yr Water Surface Profiles (7 Culverts) Do not need 500 Yr. (Transfer PH Data into Plans)	\$ 4,291.50	\$4,291.50	100%	\$4,291.50	100%	\$0.00	\$0.00
		TASK 4 - SUBTOTAL (FUNCTION 161-ROADWAY DRAINAGE)	\$ 429,150.00	\$429,150.00	100%	\$429,150.00	100%	\$0.00	\$0.00
		SUB-TOTAL (F.C. 161-ROADWAY DRAINAGE)	\$ 318,862.75	\$281,332.51	88%	\$281,332.51	88%	\$37,530.25	\$0.00



Project: SH 365 PS&E Development
Limits: CSJ
County: Hidalgo County

JUNE 2016 INVOICE



6/30/2016
Client: HCRMA
Contract: 2
Bill Throught: HCRMA
Contact: HCRMA
VIA No: 2

Func Code	FIRM	TASK DESCRIPTION	CONTRACTED FEE (\$)	PREVIOUSLY INVOICED (\$ AMOUNT)	INVOICED TO DATE (\$ AMOUNT)	BALANCE	AMOUNT DUE THIS INVOICE
161	S&B	FC 161 - LEVEE DESIGN					
	S&B	0 - LEVEE PLAN SECTIONS	\$ 2,375.90	\$2,375.90			\$0.00
	S&B	0 - LEVEE PLAN SECTIONS	\$ 17,445.12	\$17,445.12			\$0.00
	S&B	0 - CROSS SECTIONS (ONLY FLOT)	\$ 5,739.58	\$5,739.58			\$0.00
	S&B	0 - MISCELLANEOUS & FLOODGATE LEVEE DETAILS	\$ 25,516.60	\$25,516.60			\$0.00
	S&B	0 - RELOCATION OF FLOODWAY LEVEE ANALYSIS	\$ 20,244.56	\$20,244.56			\$0.00
	S&B	SUB-TOTAL (FC 161-LEVEE DESIGN)	\$ 71,321.14	\$70,300.29		\$1,021.55	\$0.00
	S&B						
	S&B	WEST BOUND MAIN LANE BRIDGE OVER JACKSON					
	S&B	1 - BRIDGE LAYOUTS	\$ 8,760.09	\$8,594.89		\$175.20	\$0.00
	S&B	1 - SUMMARY OF QUANTITIES (BRIDGE) AND BEARING SEAT ELEVATION	\$ 7,885.17	\$7,727.47		\$157.70	\$0.00
	S&B	1 - FOUNDATION LAYOUTS	\$ 6,073.75	\$4,974.24		\$1,100.51	\$0.00
	S&B	1 - FOUNDATION DETAILS - 1 TYPE(S)	\$ 9,627.27	\$5,627.27		\$4,000.00	\$0.00
	S&B	4 - ABUTMENTS - 1 TYPE	\$ 13,710.72	\$13,445.33		\$265.39	\$0.00
	S&B	4 - INTERIOR BENTS - 1 TYPE	\$ 13,710.72	\$13,445.33		\$265.39	\$0.00
	S&B	1 - CONC SLAB SPAN & DEFLECTION - 1 UNIT	\$ 5,712.56	\$5,599.31		\$113.25	\$0.00
	S&B	1 - CONC FRAMING PLAN & BEAT REPORT - 1 UNIT	\$ 5,712.56	\$5,599.31		\$113.25	\$0.00
	S&B	1 - CONC TYPICAL SECTIONS AND DEFLECTIONS	\$ 6,656.00	\$5,934.68		\$721.32	\$0.00
	S&B	1 - PRESTR CONC BEAMS - IGNS	\$ 7,271.61	\$7,125.18		\$146.43	\$0.00
	S&B	2 - ARCHITECTURAL TREATMENT	\$ 11,836.10	\$11,599.38		\$236.72	\$0.00
	S&B	2 - DRAIN DETAILS	\$ 10,189.24	\$9,965.46		\$223.78	\$0.00
	S&B	1 - BRIDGE BORING LOGS	\$ 2,303.36	\$2,257.29		\$46.07	\$0.00
	S&B	SUB-TOTAL SHEETS (WEST BOUND MAIN LANE BRIDGE OVER JACKSON)	\$ 103,254.23	\$103,148.15		\$106.08	\$0.00
	S&B						
	S&B	EAST BOUND MAIN LANE BRIDGE OVER JACKSON					
	S&B	1 - BRIDGE LAYOUTS	\$ 8,760.09	\$8,594.89		\$175.20	\$0.00
	S&B	1 - SUMMARY OF QUANTITIES (BRIDGE) AND BEARING SEAT ELEVATION	\$ 7,885.17	\$7,727.47		\$157.70	\$0.00
	S&B	2 - FOUNDATION LAYOUTS	\$ 6,073.75	\$4,974.24		\$1,100.51	\$0.00
	S&B	3 - ABUTMENTS	\$ 6,659.86	\$6,722.66		\$137.20	\$0.00
	S&B	2 - INTERIOR BENTS	\$ 6,659.86	\$6,722.66		\$137.20	\$0.00
	S&B	2 - CONC SLAB SPAN	\$ 2,950.48	\$2,901.27		\$49.21	\$0.00
	S&B	1 - CONC FRAMING PLAN & BEAT REPORT	\$ 5,758.31	\$5,643.14		\$115.17	\$0.00
	S&B	1 - CONC TYPICAL SECTIONS AND DEFLECTIONS	\$ 3,035.26	\$2,974.55		\$60.71	\$0.00
	S&B	1 - PRESTR CONC GIRDER DESIGN	\$ 7,271.61	\$7,125.18		\$146.43	\$0.00
	S&B	2 - ARCHITECTURAL TREATMENT	\$ 9,918.05	\$9,799.69		\$118.36	\$0.00
	S&B	2 - DRAIN DETAILS	\$ 5,094.62	\$4,992.73		\$101.89	\$0.00
	S&B	1 - BRIDGE BORING LOGS	\$ 2,303.36	\$2,257.29		\$46.07	\$0.00
	S&B	SUB-TOTAL SHEETS (EAST BOUND MAIN LANE BRIDGE OVER JACKSON)	\$ 71,265.72	\$69,340.41		\$1,925.31	\$0.00
	S&B						
	S&B	WEST BOUND MAIN LANE BRIDGE OVER ROAD (ONLY BR LAYOUT INCLUDED FINAL DESIGN WILL BE DONE AS A SEPARATE WA)					
	S&B	1 - BRIDGE LAYOUTS	\$ 8,760.09	\$8,594.89		\$175.20	\$0.00
	S&B	0 - BRIDGE TYPICAL SECTIONS (SUPPLEMENTAL # 2)	\$ 24,593.41	\$24,593.41		\$0.00	\$0.00
	S&B	0 - SUMMARY OF QUANTITIES (BRIDGE) AND BEARING SEAT ELEVATION (SUPPLEMENTAL # 2)	\$ 13,591.20	\$13,591.20		\$0.00	\$0.00
	S&B	0 - FOUNDATION LAYOUTS (SUPPLEMENTAL # 2)	\$ 14,338.38	\$14,338.38		\$0.00	\$0.00
	S&B	0 - FOUNDATION DETAILS - 1 TYPE(S) (SUPPLEMENTAL # 2)	\$ 12,945.76	\$12,945.76		\$0.00	\$0.00
	S&B	0 - ABUTMENTS - 1 TYPE (SUPPLEMENTAL # 2)	\$ 15,631.77	\$15,631.77		\$0.00	\$0.00
	S&B	0 - INTERIOR BENTS - 1 TYPE (SUPPLEMENTAL # 2)	\$ 16,343.38	\$16,343.38		\$0.00	\$0.00
	S&B	0 - SLAB SPAN, TYPICAL SECTION & DETAILS (SUPPLEMENTAL # 2)	\$ 17,399.97	\$17,399.97		\$0.00	\$0.00
	S&B	0 - FRAMING PLAN (SUPPLEMENTAL # 2)	\$ 14,920.84	\$14,920.84		\$0.00	\$0.00
	S&B	0 - STEEL GIRDER ELEVATIONS (SUPPLEMENTAL # 2)	\$ 15,179.36	\$15,179.36		\$0.00	\$0.00
	S&B	0 - STEEL GIRDER CAMBER DATA (SUPPLEMENTAL # 2)	\$ 13,776.83	\$13,776.83		\$0.00	\$0.00
	S&B	0 - STEEL GIRDER DETAILS (SUPPLEMENTAL # 2)	\$ 25,194.94	\$24,691.04		\$503.90	\$0.00
	S&B	0 - ARCHITECTURAL TREATMENT (SUPPLEMENTAL # 2)	\$ 13,634.86	\$13,362.16		\$272.70	\$0.00
	S&B	0 - DRAIN DETAILS (SUPPLEMENTAL # 2)	\$ -	\$0.00		\$0.00	\$0.00
	S&B	0 - BRIDGE BORING LOGS (SUPPLEMENTAL # 2)	\$ 8,835.06	\$8,658.36		\$176.70	\$0.00
	S&B	SUB-TOTAL SHEETS-WEST BOUND LAKE BRIDGE OVER ROAD	\$ 228,782.21	\$224,206.57		\$4,575.64	\$0.00
	S&B						
	S&B	EAST BOUND MAIN LANE BRIDGE OVER I ROAD (ONLY BR LAYOUT INCLUDED: FINAL DESIGN WILL BE DONE AS A SEPARATE WA)					
	S&B	1 - BRIDGE LAYOUTS	\$ 8,760.09	\$8,594.89		\$175.20	\$0.00
	S&B	0 - BRIDGE TYPICAL SECTIONS (SUPPLEMENTAL # 2)	\$ 24,593.41	\$24,593.41		\$0.00	\$0.00
	S&B	0 - SUMMARY OF QUANTITIES (BRIDGE) AND BEARING SEAT ELEVATION (SUPPLEMENTAL # 2)	\$ 13,591.20	\$13,591.20		\$0.00	\$0.00
	S&B	0 - FOUNDATION LAYOUTS (SUPPLEMENTAL # 2)	\$ 14,338.38	\$14,338.38		\$0.00	\$0.00
	S&B	0 - FOUNDATION DETAILS - 1 TYPE(S) (SUPPLEMENTAL # 2)	\$ 12,945.76	\$12,945.76		\$0.00	\$0.00
	S&B	0 - ABUTMENTS - 1 TYPE (SUPPLEMENTAL # 2)	\$ 15,631.77	\$15,631.77		\$0.00	\$0.00
	S&B	0 - INTERIOR BENTS - 1 TYPE (SUPPLEMENTAL # 2)	\$ 16,343.38	\$16,343.38		\$0.00	\$0.00
	S&B	0 - SLAB PLAN, TYPICAL SECTION & DETAILS (SUPPLEMENTAL # 2)	\$ 17,399.97	\$17,399.97		\$0.00	\$0.00
	S&B	0 - FRAMING PLAN (SUPPLEMENTAL # 2)	\$ 14,920.84	\$14,920.84		\$0.00	\$0.00
	S&B	0 - STEEL GIRDER ELEVATIONS (SUPPLEMENTAL # 2)	\$ 15,179.36	\$15,179.36		\$0.00	\$0.00
	S&B	0 - STEEL GIRDER CAMBER DATA (SUPPLEMENTAL # 2)	\$ 13,776.83	\$13,776.83		\$0.00	\$0.00
	S&B	0 - STEEL GIRDER DETAILS (SUPPLEMENTAL # 2)	\$ 25,194.94	\$24,691.04		\$503.90	\$0.00
	S&B	0 - ARCHITECTURAL TREATMENT (SUPPLEMENTAL # 2)	\$ 13,634.86	\$13,362.16		\$272.70	\$0.00
	S&B	0 - DRAIN DETAILS (SUPPLEMENTAL # 2)	\$ -	\$0.00		\$0.00	\$0.00
	S&B	0 - BRIDGE BORING LOGS (SUPPLEMENTAL # 2)	\$ 8,835.06	\$8,658.36		\$176.70	\$0.00
	S&B	SUB-TOTAL SHEETS-EAST BOUND LAKE BRIDGE OVER ROAD	\$ 228,782.21	\$224,206.57		\$4,575.64	\$0.00
	S&B						



JUNE 2016 INVOICE



Project: SH 365 PS&E Development
Limits: 3927-41-401
County: Hidalgo County

Bill Through: 6/30/2016
Client: HCRMA
Contract: WA No. 2

Func Code	TASK DESCRIPTION	FIRM	CONTRACTED FEE (\$)	PREVIOUSLY INVOICED (\$ AMOUNT)	INVOICED TO DATE (% COMPLETED)	BALANCE	AMOUNT DUE THIS INVOICE
	SUB-TOTAL SHEETS-EAST BOUND MAIN LANE BRIDGE OVER I ROAD		\$ 176,789.36	\$176,789.36	98%	\$3,585.79	\$0.00
	CANAL BRIDGES (MAINLANES & FRONTAGE RDS)						
4 - BRIDGE LAYOUTS		S&B	\$ 19,030.68	\$19,030.68	98%	\$360.61	\$0.00
5 - SUMMARY OF QUANTITIES (BRIDGE) AND BEARING SEAT ELEVATION		S&B	\$ 14,005.85	\$13,725.73	98%	\$280.12	\$0.00
2 - FOUNDATION LAYOUTS		S&B	\$ 14,666.03	\$14,372.71	98%	\$293.32	\$0.00
4 - ABUTMENTS		S&B	\$ 27,050.36	\$26,509.35	98%	\$541.01	\$0.00
1a- INTERIOR BENTS		S&B	\$ 22,021.06	\$21,580.64	98%	\$440.43	\$0.00
2 - CONC SLAB SPAN		S&B	\$ 11,696.78	\$11,462.84	98%	\$233.94	\$0.00
3 - CONC TYPICAL BEAM & BENT REPORT		S&B	\$ 13,000.94	\$12,829.12	98%	\$171.82	\$0.00
3 - CONC TYPICAL BEAM AND DEFLECTIONS		S&B	\$ 13,304.42	\$13,038.33	98%	\$266.09	\$0.00
2 - PRESTR CONC GIRDER DESIGN		S&B	\$ 9,984.47	\$9,784.78	98%	\$199.69	\$0.00
4 - ARCHITECTURAL TREATMENT		S&B	\$ 17,177.01	\$16,833.47	98%	\$343.54	\$0.00
2 - DRAIN DETAILS		S&B	\$ 9,087.02	\$8,905.28	98%	\$181.74	\$0.00
3 - BRIDGE BORING LOGS		S&B	\$ 3,209.57	\$3,145.38	98%	\$64.19	\$0.00
	SUB-TOTAL SHEETS-CANAL BRIDGES (MAINLANES & FRONTAGE RDS)		\$ 174,324.19	\$170,837.71	98%	\$3,486.48	\$0.00
	1 ROAD-BRIDGE STANDARDS						
1 - BAS-C BRIDGE APPROACH SLAB		S&B	\$ 448.76	\$448.76	100%	\$0.00	\$0.00
FD FOUNDATION DETAILS (1 OF 2)		S&B	\$ 448.76	\$448.76	100%	\$0.00	\$0.00
FD FOUNDATION DETAILS (2 OF 2)		S&B	\$ 448.76	\$448.76	100%	\$0.00	\$0.00
ODSR OPTIONAL DRILLED SMART REINFORCING		S&B	\$ 448.76	\$448.76	100%	\$0.00	\$0.00
PCP PRESTRESSED CONCRETE PANELS (1 OF 4)		S&B	\$ 448.76	\$448.76	100%	\$0.00	\$0.00
PCP PRESTRESSED CONCRETE PANELS (2 OF 4)		S&B	\$ 448.76	\$448.76	100%	\$0.00	\$0.00
PCP PRESTRESSED CONCRETE PANELS (3 OF 4)		S&B	\$ 448.76	\$448.76	100%	\$0.00	\$0.00
PCP PERMANENT METAL DECK FORMS (1 OF 2)		S&B	\$ 448.76	\$448.76	100%	\$0.00	\$0.00
PMDF PERMANENT METAL DECK FORMS (2 OF 2)		S&B	\$ 448.76	\$448.76	100%	\$0.00	\$0.00
S&B THICKENED SLAB STEEL GIRDERS		S&B	\$ 448.76	\$448.76	100%	\$0.00	\$0.00
S&B MISCELLANEOUS SLAB DETAIL STEEL GIRDERS		S&B	\$ 448.76	\$448.76	100%	\$0.00	\$0.00
S&B SEALED EXPANSION JOINT		S&B	\$ 448.76	\$448.76	100%	\$0.00	\$0.00
S&B ELASTOMERIC BEARING STEEL GIRDERS (1 OF 3)		S&B	\$ 448.76	\$448.76	100%	\$0.00	\$0.00
S&B ELASTOMERIC BEARING STEEL GIRDERS (2 OF 3)		S&B	\$ 448.76	\$448.76	100%	\$0.00	\$0.00
S&B ELASTOMERIC BEARING STEEL GIRDERS (3 OF 3)		S&B	\$ 448.76	\$448.76	100%	\$0.00	\$0.00
S&B MISCELLANEOUS DETAILS STEEL GIRDERS (1 OF 3)		S&B	\$ 448.76	\$448.76	100%	\$0.00	\$0.00
S&B MISCELLANEOUS DETAILS STEEL GIRDERS (2 OF 3)		S&B	\$ 448.76	\$448.76	100%	\$0.00	\$0.00
S&B MISCELLANEOUS DETAILS STEEL GIRDERS (3 OF 3)		S&B	\$ 448.76	\$448.76	100%	\$0.00	\$0.00
T&S1 CONCRETE SAFETY F-SHAPE RAIL (1 OF 2)		S&B	\$ 448.76	\$448.76	100%	\$0.00	\$0.00
RD-1 BRIDGE DRAIN		S&B	\$ 448.76	\$448.76	100%	\$0.00	\$0.00
IGCS CONTINUOUS SLAB DETAILS		S&B	\$ 448.76	\$448.76	100%	\$0.00	\$0.00
IGD PRESTRESSED CONCRETE GIRDER DETAILS (1 OF 2)		S&B	\$ 448.76	\$448.76	100%	\$0.00	\$0.00
IGD PRESTRESSED CONCRETE GIRDER DETAILS (2 OF 2)		S&B	\$ 448.76	\$448.76	100%	\$0.00	\$0.00
IGER ELASTOMERIC BEARING AND GROSS END (1 OF 2)		S&B	\$ 448.76	\$448.76	100%	\$0.00	\$0.00
IGER ELASTOMERIC BEARING AND GROSS END (2 OF 2)		S&B	\$ 448.76	\$448.76	100%	\$0.00	\$0.00
IGMS MISCELLANEOUS SLAB DETAIL		S&B	\$ 448.76	\$448.76	100%	\$0.00	\$0.00
IGTS THICKEND SLAB END DETAIL		S&B	\$ 448.76	\$448.76	100%	\$0.00	\$0.00
MBRC MINIMUM ERECTION		S&B	\$ 448.76	\$448.76	100%	\$0.00	\$0.00
BL BRIDGE LIGHTING DETAILS		S&B	\$ 448.76	\$448.76	100%	\$0.00	\$0.00
CSAB CEMENT STABILIZED ABLTMENT BACKFILL		S&B	\$ 448.76	\$448.76	100%	\$0.00	\$0.00
9 - C&R-RD & F&T CHAINING AND ROAD MARKINGS (4 OF 3) (NOT REQUIRED)		S&B	\$ 448.76	\$448.76	100%	\$0.00	\$0.00
CRR CONCRETE RIP RAP (TYPE RR 8 AND RR9)		S&B	\$ -	\$0.00	0%	\$0.00	\$0.00
	Sub-Total Bridge Standards		\$ 15,257.84	\$15,257.84	100%	\$0.00	\$0.00
	WEST BOUND MAIN LANE BRIDGE OVER HIGHLINE						
1 - BRIDGE LAYOUTS		S&B	\$ 8,760.09	\$8,584.89	98%	\$175.20	\$0.00
1 - SUMMARY OF QUANTITIES (BRIDGE) AND BEARING SEAT ELEVATION		S&B	\$ 7,885.17	\$7,727.47	98%	\$157.70	\$0.00
1 - FOUNDATION LAYOUTS		S&B	\$ 6,075.75	\$4,974.24	98%	\$1,101.51	\$0.00
1 - FOUNDATION DETAILS - 1 TYPE(S)		S&B	\$ 6,965.80	\$6,827.27	98%	\$138.53	\$0.00
4 - ABUTMENTS - 1 TYPE		S&B	\$ 13,719.72	\$13,445.33	98%	\$274.39	\$0.00
1 - INTERIOR BENTS - 1 TYPE		S&B	\$ 13,719.72	\$13,445.33	98%	\$274.39	\$0.00
1 - CONC SLAB SPAN & DEFLECTION - 1 UNIT		S&B	\$ 5,712.56	\$5,598.31	98%	\$114.25	\$0.00
1 - CONC FRAMING PLAN & BENT REPORT - 1 UNIT		S&B	\$ 5,643.14	\$5,643.14	98%	\$0.00	\$0.00
1 - CONC TYPICAL SECTIONS AND DEFLECTIONS		S&B	\$ 6,056.00	\$5,934.85	98%	\$121.15	\$0.00
1 - PRESTR CONC BEAMS - IGNS		S&B	\$ 7,271.61	\$7,126.18	98%	\$145.43	\$0.00
2 - ARCHITECTURAL TREATMENT		S&B	\$ 11,806.10	\$11,599.38	98%	\$206.72	\$0.00
2 - DRAIN DETAILS		S&B	\$ 10,189.24	\$9,985.46	98%	\$203.78	\$0.00
1 - BRIDGE BORING LOGS		S&B	\$ 2,303.36	\$2,257.29	98%	\$46.07	\$0.00
	SUB-TOTAL SHEETS-WEST BOUND MAIN LANE BRIDGE OVER HIGHLINE		\$ 105,254.23	\$103,149.15	98%	\$2,105.08	\$0.00



JUNE 2016 INVOICE



Project: SH 365 P&E Development
Limits: 3827-01-031
County: Hidalgo County

Bill Through: 6/30/2016
Client: HCRMA
Contract: 2
WA No.: 2

Func Code	TASK DESCRIPTION	FIRM	CONTRACTED FEE (\$)	PREVIOUSLY INVOICED (\$ AMOUNT)	INVOICED TO DATE (\$ AMOUNT)	(% COMPLETED)	BALANCE	AMOUNT DUE THIS INVOICE
	EAST BOUND MAIN LANE BRIDGE OVER HIGHLINE							
1 - BRIDGE LAYOUTS		S&B	\$ 8,760.09	\$8,584.89	\$5,584.89	98%	\$175.20	\$0.00
1 - SUMMARY OF QUANTITIES (BRIDGE) AND BEARING SEAT ELEVATION		S&B	\$ 7,885.17	\$7,772.47	\$7,772.47	98%	\$112.70	\$0.00
2 - FOUNDATION LAYOUTS		S&B	\$ 8,559.05	\$8,387.87	\$8,387.87	98%	\$171.18	\$0.00
3 - ABUTMENTS		S&B	\$ 6,859.86	\$6,772.66	\$6,772.66	98%	\$87.20	\$0.00
2 - INTERIOR BENTS		S&B	\$ 6,859.86	\$6,772.66	\$6,772.66	98%	\$87.20	\$0.00
2 - CONC SLAB SPAN		S&B	\$ 2,950.48	\$2,901.27	\$2,901.27	98%	\$49.21	\$0.00
1 - CONC FRAMING PLAN & BENT REPORT		S&B	\$ 5,789.31	\$5,643.14	\$5,643.14	98%	\$146.17	\$0.00
1 - PHYSICAL SECTIONS AND DEFLECTIONS		S&B	\$ 3,035.26	\$2,974.55	\$2,974.55	98%	\$60.71	\$0.00
1 - CROSS SECTION TREATMENT		S&B	\$ 7,271.61	\$7,126.18	\$7,126.18	98%	\$145.43	\$0.00
2 - ARCHITECTURAL TREATMENT		S&B	\$ 5,918.05	\$5,799.69	\$5,799.69	98%	\$118.36	\$0.00
1 - DRAIN DETAILS		S&B	\$ 5,094.62	\$4,992.73	\$4,992.73	98%	\$101.89	\$0.00
1 - BRIDGE BORING LOGS		S&B	\$ 2,303.35	\$2,257.29	\$2,257.29	98%	\$46.07	\$0.00
	SUB-TOTAL SHEETS-EAST BOUND MAIN LANE BRIDGE OVER HIGHLINE		\$ 71,285.72	\$69,840.41	\$69,840.41	98%	\$1,445.31	\$0.00
	SUB-TOTAL SHEETS-BRIDGE STANDARDS (FOR BOTH S&B AND UNINTECH)		\$ 7,628.92	\$0.00	\$0.00	0%	\$7,628.92	\$0.00
	SUB-TOTAL BRIDGE SHEETS		\$ 78,914.64	\$69,840.41	\$69,840.41	98%	\$8,074.23	\$0.00
	BASIC SERVICES-BRIDGE AND RETAINING WALL DESIGN-UNINTECH	UCE	\$ 652,595.00	\$623,699.75	\$623,699.75	96%	\$28,895.25	\$0.00
	BASIC SERVICES-SWOP DOS LOGISTICS	DOS	\$ 630,170.30	\$64,743.45	\$64,743.45	94%	\$565,426.85	\$0.00
	SPECIAL SERVICES-TERRACON	TERR	\$ 440,142.79	\$360,433.70	\$360,433.70	82%	\$83,709.09	\$0.00
	BASIC SERVICES-IRRIGATION-DOS LOGISTICS	DOS	\$ 78,529.30	\$70,905.76	\$70,905.76	89%	\$7,623.54	\$0.00
	TOTAL SUBS (UNINTECH, TERRACON AND DOS LOGISTICS)		\$ 1,241,437.39	\$1,119,772.66	\$1,119,772.66	90%	\$121,664.73	\$0.00
	VIII. TRAFFIC ITEMS							
122	0 - FC 162 - SIGNING, PAVEMENT MARKINGS AND SIGNALIZATION							
	0 - SIGNALIZATION (5 INTERSECTIONS)							
	8 - TRAFFIC SIGNAL EXISTING CONDITIONS LAYOUT	S&B	\$ 7,685.64	\$7,531.93	\$7,531.93	98%	\$153.71	\$0.00
	8 - TRAFFIC SIGNAL PROPOSED LAYOUT	S&B	\$ 16,698.68	\$16,384.71	\$16,384.71	98%	\$313.97	\$0.00
	8 - TRAFFIC SIGNAL ELECTRICAL DETAILS	S&B	\$ 15,789.24	\$15,453.85	\$15,453.85	98%	\$335.39	\$0.00
	8 - PROPOSED LED	S&B	\$ 15,789.24	\$15,453.85	\$15,453.85	98%	\$335.39	\$0.00
	2 - TRAFFIC SIGNAL NOTES & DETAILS	S&B	\$ 2,739.08	\$2,684.30	\$2,684.30	98%	\$54.78	\$0.00
	2 - TRAFFIC SIGNAL ESTIMATED QUANTITIES	S&B	\$ 3,061.44	\$1,825.21	\$1,825.21	98%	\$1,236.23	\$0.00
	17 - TRAFFIC SIGNAL STANDARDS	S&B	\$ 3,209.60	\$3,145.41	\$3,145.41	98%	\$64.19	\$0.00
	30 - SIGNING LAYOUT (1:100) (MAINLANES & FRITG RDS)	S&B	\$ 31,036.00	\$30,415.28	\$30,415.28	98%	\$620.72	\$0.00
	30 - PAVEMENT MARKING LAYOUT (1:100) (MAINLANES & FRITG RDS)	S&B	\$ 31,399.28	\$30,771.29	\$30,771.29	98%	\$627.99	\$0.00
	6 - PAVEMENT MARKING LAYOUT (1:100) (INTERSECTING ROADS)	S&B	\$ 7,576.74	\$7,425.21	\$7,425.21	98%	\$151.53	\$0.00
	4 - SMALL SIGN SUMMARY	S&B	\$ 7,398.06	\$7,250.10	\$7,250.10	98%	\$147.96	\$0.00
	2 - LARGE SIGN DETAILS	S&B	\$ 4,205.89	\$4,121.77	\$4,121.77	98%	\$84.12	\$0.00
	0 - SIGNING AND PAVEMENT MARKING STANDARDS:							
	5 - TSRT(1)-08 THRU TSRT(5)-08	S&B	\$ 12,193.64	\$11,949.77	\$11,949.77	98%	\$243.87	\$0.00
	SMD(5)-08	S&B	\$ 188.80	\$188.80	\$188.80	100%	\$0.00	\$0.00
	3 - SMD(SUP-1)-08 THRU (SUP-3)-08	S&B	\$ 188.80	\$188.80	\$188.80	100%	\$0.00	\$0.00
	4 - SMD(2-1) THRU (2-4)-08	S&B	\$ 188.80	\$188.80	\$188.80	100%	\$0.00	\$0.00
	SMD (TY 0)-08	S&B	\$ 188.80	\$188.80	\$188.80	100%	\$0.00	\$0.00
	SMD (RW1)-08	S&B	\$ 188.80	\$188.80	\$188.80	100%	\$0.00	\$0.00
	SMD (RW2)-08	S&B	\$ 188.80	\$188.80	\$188.80	100%	\$0.00	\$0.00
	BMCS	S&B	\$ 188.80	\$188.80	\$188.80	100%	\$0.00	\$0.00
	SPECIAL SIGN MOUNT DETAILS	S&B	\$ 188.80	\$188.80	\$188.80	100%	\$0.00	\$0.00
	5 - DAOM(1) THRU (5)-04	S&B	\$ 188.80	\$188.80	\$188.80	100%	\$0.00	\$0.00
	DAOM(A)-04	S&B	\$ 188.80	\$188.80	\$188.80	100%	\$0.00	\$0.00
	PM(1)-03	S&B	\$ 188.80	\$188.80	\$188.80	100%	\$0.00	\$0.00
	PM(4)-03	S&B	\$ 188.80	\$188.80	\$188.80	100%	\$0.00	\$0.00
	2 - PM(5) THRU (5)-01	S&B	\$ 188.80	\$188.80	\$188.80	100%	\$0.00	\$0.00
	FFM(1)-08	S&B	\$ 188.80	\$188.80	\$188.80	100%	\$0.00	\$0.00
	SIGN MNT DET - LARGE RDS. SIGNS: SMD(2-5)-08	S&B	\$ 2,114.55	\$2,114.55	\$2,114.55	100%	\$0.00	\$0.00
	SUB-TOTAL (F.C. 162-SIGNING, PAVEMENT, MARKINGS AND SIGNALIZATION)		\$ 209,272.93	\$182,210.09	\$182,210.09	87%	\$27,062.84	\$0.00



Project: SH 365 PS&E Development
Limits: 3627-01-001
CSJ: Hidalgo County
County: Hidalgo County

JUNE 2016 INVOICE



Bill Through: 6/30/2016
Client: HCRMA
Contract: 2
WA No.: 2

Func Code	TASK DESCRIPTION	FIRM	CONTRACTED FEE (\$)	PREVIOUSLY INVOICED		INVOICED TO DATE		BALANCE	AMOUNT DUE THIS INVOICE
				(\$ AMOUNT)	(% COMPLETED)	(\$ AMOUNT)	(% COMPLETED)		
163	FC 163 - MISCELLANEOUS - HIGH MAST ILLUMINATION								
	0- PREPARE ILLUMINATION DESIGN:								
	SUMMARY OF QUANTITIES:	S&B							
	10 - ILLUMINATION LAYOUT	S&B	\$ 2,368.70	\$2,321.33	98%	\$2,321.33	98%	\$47.37	\$0.00
	7 - UNDERPASS LIGHTING	S&B	\$ 19,805.06	\$19,408.96	98%	\$19,408.96	98%	\$396.10	\$0.00
	10 - LIGHTING CONTROL	S&B	\$ 9,701.36	\$9,507.33	98%	\$9,507.33	98%	\$194.03	\$0.00
	6 - MISCELLANEOUS ILLUMINATION DETAILS	S&B	\$ 9,558.96	\$9,367.78	98%	\$9,367.78	98%	\$191.18	\$0.00
	0-ILLUMINATION STANDARDS	S&B	\$ 997.74	\$977.79	98%	\$977.79	98%	\$19.95	\$0.00
	7 - ED(1) THRU ED(7)-03								
	2 - RID(1) THRU (LUM)-07	S&B	\$ 377.60	\$377.60	100%	\$377.60	100%	\$0.00	\$0.00
	2 - SP-00 (1) THRU (2)	S&B	\$ 377.60	\$377.60	100%	\$377.60	100%	\$0.00	\$0.00
	TS-FD-09	S&B	\$ 188.80	\$188.80	100%	\$188.80	100%	\$0.00	\$0.00
	LUN-A-09	S&B	\$ 188.80	\$188.80	100%	\$188.80	100%	\$0.00	\$0.00
	RID (UP)-07	S&B	\$ 188.80	\$188.80	100%	\$188.80	100%	\$0.00	\$0.00
	SUB-TOTAL FC 163-MISCELLANEOUS-HIGH MAST ILLUMINATION		\$ 63,703.72	\$62,453.63	98%	\$62,453.63	98%	\$1,240.09	\$0.00
	IRRIGATION DETAILS								
	COORDINATION WITH HCRMA (SUPPLEMENTAL)	S&B	\$ 1,760.00	\$1,724.80	98%	\$1,724.80	98%	\$35.20	\$0.00
	COORDINATION WITH DOS AND IRRIGATION DISTRICT (SUPPLEMENTAL)	S&B	\$ 6,686.00	\$6,522.88	98%	\$6,522.88	98%	\$163.12	\$0.00
	REVIEW IRRIGATION LAYOUTS, QUANTITIES AND STANDARDS (SUPPLEMENTAL)	S&B	\$ 5,888.00	\$5,770.24	98%	\$5,770.24	98%	\$117.76	\$0.00
	REVISED P & P SHEETS AND U AND D SHEETS WITH IRRIGATION CROSSINGS (SUPPLEMENTAL)	S&B	\$ 5,392.00	\$5,284.16	98%	\$5,284.16	98%	\$107.84	\$0.00
	SUB-TOTAL IRRIGATION DETAILS		\$ 19,616.00	\$19,302.08	98%	\$19,302.08	98%	\$313.92	\$0.00
	IX. ENVIRONMENTAL								
163	FC 163 - Misc.								
	0 - PREPARE SWP :	S&B							
	0 - SWP NARRATIVE (BY DOS)	S&B							
	0 - SWP LAYOUTS (BY DOS)	S&B							
	0 - MISCELLANEOUS SWP DETAILS (BY DOS)	S&B							
	0 - SWP STANDARDS:	S&B							
	0 - EC(1) THRU (3)-03 (BY DOS)	S&B							
	0 - CONDUCT SENSITIVE AREAS INVESTIGATION	S&B							
	2-EPIC SHEETS	S&B	\$ 7,447.35	\$7,298.41	98%	\$7,298.41	98%	\$148.95	\$0.00
	0 - PREPARE WETLAND MITIGATION PLAN (BY DOS)	S&B							
	0 - PREPARE MISCELLANEOUS DETAILS (BY DOS)	S&B							
	SUB-TOTAL FC 163-MISC		\$ 7,447.35	\$7,298.41	98%	\$7,298.41	98%	\$148.95	\$0.00
	X. MISCELLANEOUS								
163	FC 163 - MISCELLANEOUS - LANDSCAPING/AESTHETICS								
	0 - LANDSCAPING/IRRIGATION (To Be Provided by HCRMA)	S&B	\$ 258.52	\$0.00	0%	\$0.00	0%	\$258.52	\$0.00
	0 - AESTHETIC PLAN (To Be Provided by HCRMA)	S&B	\$ 258.52	\$0.00	0%	\$0.00	0%	\$258.52	\$0.00
	0 - AESTHETIC DETAILS (To Be Provided by HCRMA)	S&B							
	SUB-TOTAL FC 163-MISCELLANEOUS-LANDSCAPING/AESTHETICS		\$ 775.56	\$0.00	0%	\$0.00	0%	\$775.56	\$0.00
	XI. CROSS SECTIONS								
163	FC 163 - MISCELLANEOUS - CROSS SECTIONS								
	150 - CROSS SECTIONS (RDWAY & DETENTION) (1x17 SHEETS) Includes Earthwork Calculations	S&B	\$ 53,619.20	\$52,546.82	98%	\$52,546.82	98%	\$1,072.38	\$0.00
	SUB-TOTAL FC 163-MISCELLANEOUS CROSS SECTIONS		\$ 53,619.20	\$52,546.82	98%	\$52,546.82	98%	\$1,072.38	\$0.00
	FC 163 - MISCELLANEOUS ROADWAY - RIGID PAVEMENT (CONC)								
	7- REVISED PROPOSED TYPICAL SECTIONS SHEETS FOR CONCRETE PAVEMENT	S&B	\$ 7,098.72	\$6,956.75	98%	\$6,956.75	98%	\$141.97	\$0.00
	3- REVISED PROPOSED E AND D SHEETS	S&B	\$ 12,867.12	\$12,609.78	98%	\$12,609.78	98%	\$257.34	\$0.00
	6- REVISED RETAINING WALLS (2) FOR CONCRETE BASE BID	S&B	\$ 5,175.02	\$5,072.40	98%	\$5,072.40	98%	\$102.62	\$0.00
	4- REVISED CROSS CULVERT DETAILS (3) SHEETS	S&B	\$ 6,169.28	\$6,045.89	98%	\$6,045.89	98%	\$123.39	\$0.00
	88- REVISED PROPOSED SECTIONS FOR CONCRETE PAVEMENT	S&B	\$ 23,091.38	\$22,850.35	98%	\$22,850.35	98%	\$241.03	\$0.00
	10 - REVISED PROPOSED IRRIGATION CROSSING DETAILS FOR CONCRETE PAVEMENT	S&B	\$ 5,440.38	\$5,331.47	98%	\$5,331.47	98%	\$108.91	\$0.00
	4 - CONCRETE PAVEMENT - SPECIFICATIONS/STANDARDS AND GENERAL NOTES	S&B	\$ 6,519.00	\$6,387.54	98%	\$6,387.54	98%	\$131.46	\$0.00
	24 - REVISED BRIDGE LAYOUTS (3 BRIDGES)	S&B	\$ 14,871.16	\$14,573.74	98%	\$14,573.74	98%	\$297.42	\$0.00
	SUB-TOTAL FC 163-MISCELLANEOUS ROADWAY-RIGID PAVEMENT (CONC)		\$ 101,062.46	\$99,041.21	98%	\$99,041.21	98%	\$2,021.25	\$0.00
	GRAND TOTAL		\$ 2,307,443.02	\$2,279,281.15	96%	\$2,279,281.15	96%	\$118,161.87	\$258.63



Project: SH 365 PS&E Development
Limits: 3527-01-001
County: Hidalgo County

JUNE 2016 INVOICE



Bill Through: 6/30/2016
Client: HCRMA
Contract: WA No.: 2

Func Code	TASK DESCRIPTION	FIRM	CONTRACTED FEE (\$)	PREVIOUSLY INVOICED		INVOICED TO DATE		BALANCE	AMOUNT DUE THIS INVOICE
				(\$ AMOUNT)	(% COMPLETED)	(\$ AMOUNT)	(% COMPLETED)		
	NON LABOR								
164	REPRO 1179 SHEETS X \$2.00 / SHEET (MYLARI) (1179 SHEETS X \$0.25) X4/PAPER SHEET - CHECK PLOTS & REVIEW SETS (1179 PAPER SHEETS X \$0.25)	S&B	\$6,484.50	\$6,354.81	98%	\$6,354.81	98%	\$129.69	\$0.00
	REPRO 75 SHEETS X \$2.00 / SHEET (MYLARI) (75 SHEETS X \$0.25) X4/PAPER SHEET - CHECK PLOTS & REVIEW SETS (75 PAPER SHEETS X \$0.25) X4/PAPER SHEET - PLOTS (BW ON BOND) \$1.00/SF (30 FT/PLT X 20 PLOTS X 3FT WIDE = 1800 SF) (Supp # 2)	S&B	\$412.50	\$0.00		\$0.00		\$412.50	\$0.00
	PLOTS (BW ON BOND) \$1.00/SF (30 FT/PLT X 20 PLOTS X 3FT WIDE = 1800 SF) (Supp # 2)	S&B	\$1,800.00	\$1,784.00	98%	\$1,784.00	98%	\$16.00	\$0.00
	PLOTS (COLOR ON BOND) \$3.00/SF (30 FT/PLT X 20 PLOTS X 3FT WIDE = 1800 SF) (Supp # 2)	S&B	\$5,400.00	\$5,368.00	98%	\$5,368.00	98%	\$32.00	\$0.00
	PLOTS (COLOR ON BOND) \$3.00/SF (30 FT/PLT X 20 PLOTS X 3FT WIDE = 1800 SF) (Supp # 2)	S&B	\$5,400.00	\$5,368.00	98%	\$5,368.00	98%	\$32.00	\$0.00
	COLOR GRAPHICS ON FOAM BOARD (\$5.00/SF) (376X 10 Ea) (Supp # 2)	S&B	\$500.00	\$492.00	98%	\$492.00	98%	\$8.00	\$0.00
	COURIER SERVICES - \$20 / PACKAGE X 10 PACKAGES (Supp # 2)	S&B	\$200.00	\$195.00	98%	\$195.00	98%	\$5.00	\$0.00
	COURIER SERVICES - \$20 / PACKAGE X 10 PACKAGES (Supp # 2)	S&B	\$200.00	\$195.00	98%	\$195.00	98%	\$5.00	\$0.00
	COURIER SERVICES - \$20 / PACKAGE X 10 PACKAGES (Supp # 2)	S&B	\$200.00	\$195.00	98%	\$195.00	98%	\$5.00	\$0.00
	MILEAGE 24 TRIP X 30 MI / TRIP @ \$0.555/mile (Supp # 2)	S&B	\$405.80	\$398.66	98%	\$398.66	98%	\$7.14	\$0.00
	MILEAGE 24 TRIP X 30 MI / TRIP @ \$0.555/mile (Supp # 2)	S&B	\$405.80	\$398.66	98%	\$398.66	98%	\$7.14	\$0.00
	REPRO SHEETS X \$2.00/SHEET (75 SHEETS X \$0.25) X4/PAPER SHEET - CHECK PLOTS & REVIEW SETS (75 PAPER SHEETS X \$0.25) X4/PAPER SHEET - PLOTS (BW ON BOND) \$1.00/SF (30 FT/PLT X 20 PLOTS X 3FT WIDE = 1800 SF) (Supp # 4)	S&B	\$206.25	\$202.13	98%	\$202.13	98%	\$4.13	\$0.00
	COURIER SERVICES - \$20 / PACKAGE X 10 PACKAGES (Supp # 4)	S&B	\$200.00	\$195.00	98%	\$195.00	98%	\$5.00	\$0.00
	MILEAGE 10 TRIP X 30 MI/ TRIP @ \$0.555/mile (Supp # 4)	S&B	\$169.50	\$165.11	98%	\$165.11	98%	\$3.39	\$0.00
	Sub Total (F.C. 164 Non Labor)		\$ 25,403.15	\$24,579.04	0%	\$24,579.04	0%	\$824.11	\$0.00
	Special Services (Add Submittals to BWC for Roadway Impacts)		\$ 35,717.60	\$0.00	0%	\$0.00	0%	\$35,717.60	\$0.00
	PROJECT TOTAL		\$ 4,228,348.00	\$3,933,632.86	93%	\$3,933,914.48	93%	\$294,434.62	\$281.63

Pay
7.12
8/11/2016



INVOICE PERIOD: 5/15/16 through 6/11/16

INVOICE AMOUNT: \$281.63

June 21, 2016

ATTN: Daniel O. Rios, P.E. - Senior Vice President
S&B Infrastructure, Ltd.
5408 North 10th Street
McAllen, Texas 78504

RE: Work Authorization #2 on SH 365 Segment 1
Invoice No. T788357

Dear Mr. Rios:

Attached for your review approval is our invoice for services rendered during the months of May and June 2016 on the subject referenced project. The below referenced work product deliverables have been uploaded via GroupWise to the following directory:
2016-07-06 June Inv Back up

The following is attached:


- Invoice No. T788357
- Borings Logs (performed to date)
- Lab Test Results (performed to date)

The following is a narrative of the progress for this period.

TASK
UPDATED BORING AND CPT LOGS - LEVEES
<i>Boring and CPT logs along with field and laboratory geotechnical engineering test results performed to date are attached to this report.</i> ✓
UPDATED BORING AND CPT LOGS – RETAINING WALL AND SIGNS
<i>Boring and CPT logs along with field and laboratory geotechnical engineering test results performed to date are attached to this report.</i> ✓
UPDATED BORING AND CPT LOGS - BRIDGES
<i>Boring and CPT logs along with field and laboratory geotechnical engineering test results performed to date are attached to this report.</i> ✓

Should you have any questions regarding this submittal, please do not hesitate to call me at (956) 588-2480.

Sincerely,



Alfonso A. Soto, P.E.
Project Manager – Terracon Consultants, Inc.

cc: Gustavo Lopez, P.E.

Hyperlinks: 2016-07-06 June Inv Back up



SH 365 PROJECT (CSJ: 3627-01-001)
Develop PS&E for Proposed SH 365 Project
From McColl Rd to GSA Connector
TERRACON CONSULTANTS, INC.

SPECIAL SERVICES - GEOTECHNICAL DESCRIPTION	Contract Amount	% Complete this Invoice	Balance	Invoice Amount
FC 110 - ROUTE & DESIGN STUDIES				
BRIDGES				
BRIDGE TASKS: DEVELOP CROSS SECTIONS; EVALUATE LABORATORY RESULTS; SELECT SOIL PROFILES AND PROPERTIES FOR DESIGN; PREPARE DESIGN EVALUATIONS FOR AXIAL AND LATERAL LOADING; EVALUATE EMBANKMENT SETTLEMENT; EVALUATE DOWNDRAG ON FOUNDATIONS; DEVELOP DESIGN OPTIONS; REVIEW DESIGN WITH ENGINEER; PREPARE DRAFT DESIGN RECOMMENDATIONS AND TABLES; INTERIM DESIGN REVIEW (INTERNAL); INTERIM DESIGN REVIEW (ENGINEER)				
BRIDGES				
JACKSON RD OVERPASS	\$7,495.14	0.0%	\$3,872.50	
US 281 OVERPASS	\$7,495.14	0.0%	\$2,876.17	
"I" ROAD OVERPASS	\$7,495.14	0.0%	-\$1,940.71	
DICKER RD OVERPASS	\$7,495.14	0.0%	\$3,657.46	
LAS MILPAS RD UNDERPASS	\$7,495.14	0.0%	\$4,346.55	
DRAINAGE DITCH BRIDGES	\$7,495.14	0.0%	\$5,498.32	
ANAYA ROAD OVERPASS	\$7,495.14	0.0%	\$4,421.08	
HIGHLINE ROAD OVERPASS	\$7,495.14	0.0%	\$4,812.09	
SUB-TOTAL - BRIDGES	\$59,981.12	0.0%	\$27,643.46	\$0.00
RETAINING WALLS				
RW TASKS: DEVELOP CROSS SECTIONS (TO BE DONE BY S&B); EVALUATE LABORATORY RESULTS; SELECT SOIL PROFILES AND PROPERTIES FOR DESIGN; PREPARE CROSS SECTIONS FOR ANALYSIS; EVALUATE EMBANKMENT SETTLEMENT; EVALUATE SLIDING, GLOBAL STABILITY, OVERTURNING; REVIEW DESIGN WITH ENGINEER; PREPARE DRAFT DESIGN RECOMMENDATIONS; INTERIM DESIGN REVIEW (INTERNAL); INTERIM DESIGN REVIEW (ENGINEER)				
RETAINING WALLS (5 DESIGNS)	\$42,270.60	0.0%	-\$29,327.70	
SUB-TOTAL - RETAINING WALLS	\$42,270.60	0.0%	-\$29,327.70	\$0.00
LEVEES				
LEVEE TASKS: DEVELOP CROSS SECTIONS (TO BE DONE BY S&B); EVALUATE LABORATORY RESULTS; SELECT SOIL PROFILES AND PROPERTIES FOR DESIGN; PREPARE CROSS SECTIONS FOR ANALYSIS; EVALUATE EMBANKMENT SETTLEMENT; EVALUATE SLIDING, GLOBAL STABILITY, OVERTURNING; EVALUATE SEEPAGE; PREPARE DRAFT DESIGN RECOMMENDATIONS; INTERIM DESIGN REVIEW (INTERNAL); INTERIM DESIGN REVIEW (ENGINEER)				
LEVEES - EVALUATIONS AND SEPARATE REPORT	\$29,132.40	0.0%	-\$21,839.77	
SUB-TOTAL - LEVEES	\$29,132.40	0.0%	-\$21,839.77	\$0.00
FINAL REPORT				
GEOTECHNICAL DESIGN REPORT	\$21,034.90	1.3%	\$1,787.90	\$281.63
SUB-TOTAL - FINAL REPORT	\$21,034.90	1.3%	\$1,787.90	\$281.63
FIELD EXPLORATION				
BOREHOLE LOGGING FIELD (81 BORINGS),				
LOGS (3980 FT OF BORINGS) IN GINT				
BORING QC IN LAB (81 BORINGS), ASSIGN LAB, QC LOGS				
CPTS (REVIEW FIELD DATA, PREPARE PLOTS QC RESULTS)	\$52,712.77	0.0%	\$25,989.57	
SUB-TOTAL - FIELD EXPLORATION	\$52,712.77	0.0%	\$25,989.57	\$0.00
FIELD MANAGEMENT				
SURVEY COORD, UTILITY COORD, SCHEDULE, ARRANGE TRAFFIC CONTROL, MANAGE FIELD CREWS & DRILLING/CPT SUBS)	\$12,521.00	0.0%	-\$4,970.61	
SUB-TOTAL - FIELD MANAGEMENT	\$12,521.00	0.0%	-\$4,970.61	\$0.00
DIRECT EXPENSES	\$222,510.00	0.0%	\$86,607.23	
GRAND TOTAL	\$440,142.79	0%	\$86,690.08	\$281.63

HIDALGO COUNTY REGIONAL MOBILITY AUTHORITY
PAYMENT SUMMARY

S&B Infrastructure - SH 365 Segment 2 - McColl Road to US 281/Military Highway
\$5,115,636.51 Maximum payable fee*

	Approved WA Amount	Invoice Date										WA Total Billed	WA Balance
		8/29/2012	10/3/2012	12/6/2012	1/29/2013	3/19/2013	5/15/2013	6/27/2013	8/16/2013	11/26/2013	1/21/2014		
WA#1	\$887,287.51	\$167,442.06	\$74,917.69	\$108,098.03	\$88,228.68	\$47,434.99	\$173,602.23	\$35,770.27	\$5,505.39	\$119,098.66	\$46,903.65	\$867,001.65	\$20,285.86
WA#2	\$3,611,450.16											\$0.00	\$3,611,450.16
	\$4,498,737.67	\$167,442.06	\$74,917.69	\$108,098.03	\$88,228.68	\$47,434.99	\$173,602.23	\$35,770.27	\$5,505.39	\$119,098.66	\$46,903.65	\$867,001.65	\$3,631,736.02

	Approved WA Amount	Invoice Date										WA Total Billed	WA Balance
		3/3/2014	4/3/2013	5/5/2014	6/5/2014	7/4/2014	8/8/2014	9/3/2014	10/3/2014	11/4/2014	12/2/2014		
WA#1	\$887,287.51											\$867,001.65	\$20,285.86
WA#2	\$3,611,450.16	\$110,055.34	\$290,903.16	\$364,745.42	\$274,020.77	\$255,161.21	\$423,940.27	\$521,083.82	\$312,909.04	\$180,448.87	\$74,634.76	\$2,807,902.66	\$803,547.50
	\$4,498,737.67	\$110,055.34	\$290,903.16	\$364,745.42	\$274,020.77	\$255,161.21	\$423,940.27	\$521,083.82	\$312,909.04	\$180,448.87	\$74,634.76	\$3,674,904.31	\$823,833.36
												\$4,498,737.67	

	Approved WA Amount	Invoice Date										WA Total Billed	WA Balance
		1/7/2015	3/4/2015	4/1/2015	6/4/2015	6/17/2015	9/2/2015	10/2/2015	12/2/2015	1/5/2016	2/9/2016		
WA#1	\$887,287.51					\$15,998.38						\$883,000.03	\$4,287.48
WA#2	\$3,611,450.16	\$121,158.89	\$7,757.85	\$12,540.26	\$314.00		\$282,101.72	\$256,141.50	\$15,342.61	\$4,513.58		\$3,507,773.07	\$103,677.09
SP#1 to WA#2	\$100,244.60											\$0.00	\$100,244.60
SP#2 to WA#2	\$415,016.03											\$159,268.83	\$255,747.20
	\$5,013,998.30	\$121,158.89	\$7,757.85	\$12,540.26	\$314.00	\$15,998.38	\$282,101.72	\$256,141.50	\$15,342.61	\$4,513.58	\$159,268.83	\$4,550,041.93	\$463,956.37
												\$5,013,998.30	

* Resolution 2012-37 - Amended and restated professional service agreement with S&B to revise project limits, DBE requirement and increased maximum payable amount from \$4,363,952.78 to \$4,714,339.28
WA#2 was approved December 18, 2013 for final PS&E for SH 365 in the amount of \$3,611,450.28


Work Authorization Number 1 - Supplemental Number 1 was approved July 28, 2015 to revise the termination date of the work authorization to December 31, 2015.

Work Authorization Number 2 - Supplemental Number 1 was approved June 23, 2015 in the amount of \$100,244.60 for irrigation details and to revise the termination date of the work authorization to December 31, 2015.

Work Authorization Number 2 - Supplemental Number 2 was approved July 28, 2015 in the amount of \$415,016.03 for the "I" Road Steel Bridge Design.

Work Authorization Number 2 - Supplemental Number 4 was approved February 23, 2016 in the amount of \$101,638.21 for final concrete pavement design for SH 365.

Approved for Payment


Date 8/11/2016

Prepared by:
P. Rodriguez, PE
Tx PE #85,567
8/11/2016

VRF 2013 Bond Construction Account

HIDALGO COUNTY REGIONAL MOBILITY AUTHORITY
PAYMENT SUMMARY

	Approved WA Amount	3/3/2016	4/11/2016	6/6/2016	7/7/2016	Invoice Date	WA Total Billed	WA Balance
WA#1	\$887,287.51				\$4,287.48		\$887,287.51	\$0.00
WA#2	\$3,611,450.16	\$935.48		\$44,459.65	\$145,804.68		\$3,698,972.88	-\$87,522.72
WA#2 - Supp#1	\$100,244.60						\$0.00	\$100,244.60
WA#2 - Supp#2	\$415,016.03		\$222,621.20				\$381,890.03	\$33,126.00
WA#2 - Supp#4	\$101,638.21						\$0.00	\$101,638.21
	\$5,115,636.51	\$935.48	\$222,621.20	\$44,459.65	\$150,092.16	\$0.00	\$4,968,150.42	\$147,486.09
					Amount Approved for Payment		\$5,115,636.51	


Prepared by:
P. Rodriguez, PE
Tx PE #85,567
8/11/2016



REQUEST FOR RECOMMENDATION ON PAYMENT

To: Dannenbaum Engineering
Attn: Louis Jones, HCRMA Project Manager
1109 Nolana Loop, Suite 208
McAllen, Texas 78504

Month and Year	07/01/16 through 07/31/16	
Contractor	S&B Infrastructure	
Project/WA	SH 365 Segment 1 Work Authorization #2	
Invoice #	24	Date: 8/9/16
Amount	\$ 145,523.05	
Date Sent	8/3/16	

Date Received		
Received by		
Recommendation:	<input checked="" type="checkbox"/> Approval	<input type="checkbox"/> Disapproval
Comments:		
		
Louis Jones, HCRMA Program Manager		08/09/16
		Date
Recommendation:	<input checked="" type="checkbox"/> Approval	<input type="checkbox"/> Disapproval
Comments:		
		8/11/2016
Pilar Rodriguez, Executive Director		Date

Please return this form via email to fkoll@hcrma.net



INVOICE PERIOD: 07/01/16 through 07/31/16

INVOICE AMOUNT: \$ 145,523.05

August 09, 2016

Mr. Pilar Rodriguez, P.E. – Executive Director HCRMA
ATTN: Mr. Louis H. Jones, P.E. – Program Manager HCRMA
Hidalgo County Regional Mobility Authority
118 S. Cage Blvd., 4th Floor
Pharr, Texas 78577

RE: Work Authorization #2 on SH 365 Segment 1
Invoice No. 24

Dear Mr. Jones:

Attached for your review approval is our invoice for services rendered during the month of July 2016 on the subject referenced project. The below referenced work product deliverables have been uploaded via GroupWise to the following directory The following is attached: 2016-08-03- July Inv Backup

- Invoice No. 24
- Plan Set Back up link:2016-08-03 July Inv Backup

The following is a narrative of the progress for this period.

TASK
FC 163: MISCELLANEOUS ROADWAY
UPDATED: 95% Combined plan set Revisions ✓
UPDATED BORING AND CPT LOGS-RETAINING WALLS AND SIGNS
UPDATED: No additional geotechnical work is needed. ✓

Should you have any questions regarding this submittal, please do not hesitate to call me at (956) 926-5041.

Sincerely,

Guillermo A. Arratia, P.E.
Project Manager – S & B INFRASTRUCTURE, LTD.

cc: Gustavo Lopez, P.E.
Hyperlinks: 2016-08-03- July Inv Backup

Project:	SH 365 PS&E Development
Limits:	
CSJ:	3627-01-001
County:	Hidalgo County

JULY 2016 INVOICE



Bill Through: 7/31/2016
Client: HCRMA
Contract: 2
AWA No.: 2

Func Code	TASK DESCRIPTION	FIRM	CONTRACTED FEE (\$)	PREVIOUSLY INVOICED		INVOICED TO DATE		BALANCE	AMOUNT DUE THIS INVOICE	
				(\$ AMOUNT)	(% COMPLETED)	(\$ AMOUNT)	(% COMPLETED)			
145	PROJECT MANAGEMENT (FC 48) TO 100 (P&BE SERVICES) (12 MONTHS)									
	MANAGE WORK AUTHORIZATION (P&BE DEVELOPMENT) (INCLUDING RECORD KEEPING, PLING, ADMINISTRATION, ETC) AND OVERALL QACOC	S&B	\$	29,335.72		\$28,749.31	98.00%	\$586.71	\$0.00	
	SCHEDULE & ATTEND WORK AUTHORIZATION DEVELOPMENT MEETINGS (4 MEETINGS)	S&B	\$	12,477.84		\$12,477.84	100.00%	\$0.00	\$0.00	
	COORDINATE PREPARE SUB WORK AUTHORIZATION MANAGE SUBCONSULTANTS (3 SUBS)	S&B	\$	11,199.86		\$11,199.86	100.00%	\$0.00	\$0.00	
	PREPARATION OF INVOICES AND PROGRESS REPORTS (TOTAL = 42 EA)	S&B	\$	22,439.38		\$22,439.38	100.00%	\$0.00	\$0.00	
	SCHEDULE & ATTEND PRE-DESIGN MEETING (PREPARE MINUTES (TOTAL = 1)	S&B	\$	5,737.40		\$5,737.40	100.00%	\$0.00	\$0.00	
	SCHEDULE & ATTEND THAT SAFETY REVIEW MEETING AND PREPARE MEETINGS (TOTAL = 1)	S&B	\$	3,473.80		\$3,473.80	100.00%	\$0.00	\$0.00	
	SCHEDULE, ATTEND AND PREPARE MINUTES FOR 12 MONTHLY PROGRESS MEETINGS (2 HRS)	S&B	\$	18,823.08		\$18,823.08	100.00%	\$0.00	\$0.00	
	RESEARCH / REVIEW EXISTING PLANS & DATA (CONSTRUCTED IN VAPET)	S&B	\$	50.00		\$50.00	100.00%	\$0.00	\$0.00	
	PREPARE PROJECT SCHEDULE (UPDATE MONTHLY 12 EA)	S&B	\$	\$5,977.50		\$5,977.50	100.00%	\$0.00	\$0.00	
	MONITOR SUB-PROVIDER SCHEDULES ON A MONTHLY BASIS	S&B	\$	7,900.24		\$7,900.24	100.00%	\$0.00	\$0.00	
	PREPARE & ASSEMBLE PRELIMINARY COST ESTIMATES (1 EA 0.0% & 1 EA 100%)	S&B	\$	1,181.20		\$1,181.20	100.00%	\$0.00	\$0.00	
	CONDUCT SITE VISIT OF PROJECT AREA (4 SITE VISITS & Roadway 2 Hydraulics)	S&B	\$	13,825.60		\$13,825.60	100.00%	\$0.00	\$0.00	
	PREPARE 30% SUBMITTAL	S&B	\$	58,433.68		\$58,433.68	100.00%	\$0.00	\$0.00	
150	QACOC - OVERALL 30% SUBMITTAL (1255 sheets without standards (0.25 Hrs/sheet 1 SUBMITTAL)	S&B	\$	16,204.27		\$16,204.27	100.00%	\$0.00	\$0.00	
	PREPARE 60% SUBMITTAL	S&B	\$	8,749.68		\$8,749.68	100.00%	\$0.00	\$0.00	
	QACOC - OVERALL 60% SUBMITTAL (1255 sheets without standards (0.25 Hrs/sheet 1 SUBMITTAL)	S&B	\$	63,954.39		\$63,954.39	100.00%	\$0.00	\$0.00	
	PREPARE 90% SUBMITTAL	S&B	\$	56,356.91		\$56,356.91	100.00%	\$0.00	\$0.00	
	QACOC - OVERALL 90% SUBMITTAL (1255 sheets without standards (0.25 Hrs/sheet 1 SUBMITTAL)	S&B	\$	57,973.89		\$57,973.89	100.00%	\$0.00	\$0.00	
	PREPARE 100% SUBMITTAL	S&B	\$	6,433.68		\$6,433.68	100.00%	\$0.00	\$0.00	
	QACOC - OVERALL 100% SUBMITTAL (1255 sheets without standards (0.25 Hrs/sheet 1 SUBMITTAL)	S&B	\$	21,955.27		\$21,955.27	100.00%	\$0.00	\$0.00	
	ORGANIZE AND DOWNLOAD ELECTRONIC FILE DELIVERABLES	S&B	\$	4,371.46		\$4,371.46	100.00%	\$0.00	\$0.00	
	COMPLETION OF CPM SCHEDULE (POINTS 1623 & 1002 NOT INCLUDED)	S&B	\$	15,881.86		\$15,881.86	100.00%	\$0.00	\$0.00	
	TASK 1 - SUBTOTAL (FUNCTION 145 - PROJECT MANAGEMENT)	\$	\$	350,877.48		\$350,877.48	98.72%	\$350,877.48	\$15,016.07	\$0.00
	159	FIELD SURVEY								
		COORDINATION AND DEVELOPMENT OF SURVEY	S&B	\$	14,000.14		\$13,720.14	98%	\$280.00	\$0.00
		VERIFY FIELD DATA	S&B	\$	16,483.64		\$16,153.87	98%	\$329.67	\$0.00
		UTILITY COORDINATION ADJUSTMENTS	S&B	\$	49,726.44		\$48,721.81	98%	\$994.53	\$0.00
163	SUBTOTAL (FUNCTION 159-FIELD SURVEY)	\$	\$	40,216.12		\$39,693.92	98%	\$522.20	\$0.00	
	MISCELLANEOUS ROADWAY									
	TITLE SHEET	S&B	\$	2,650.60		\$2,607.39	98%	\$53.21	\$0.00	
	INDEX OF SHEETS	S&B	\$	6,427.96		\$6,286.40	98%	\$141.56	\$0.00	
	PROJECT LAYOUT	S&B	\$	12,181.86		\$11,933.22	98%	\$248.64	\$0.00	
	TYPICAL SECTIONS - CONFIGURATION (LANES=2+1+2+1+2+1) (PAVEMENT DESIGN)	S&B								
	EXISTING TYPICAL SECTIONS	S&B	\$	10,819.60		\$10,603.21	98%	\$216.39	\$0.00	
	PROPOSED TYPICAL SECTIONS	S&B	\$	18,932.42		\$18,475.37	98%	\$457.05	\$0.00	
	GENERAL NOTES & SPECIFICATION DATA	S&B	\$	14,408.86		\$14,118.72	98%	\$289.14	\$0.00	
	ESTIMATE & QUANTITY SHEETS	S&B	\$	17,935.42		\$17,625.71	98%	\$309.71	\$0.00	
	SUMMARY OF TRAFFIC CONTROL QUANTITIES	S&B	\$	2,114.92		\$2,092.22	98%	\$22.70	\$0.00	
	SUMMARY OF ROADWAY QUANTITIES	S&B	\$	9,007.88		\$8,703.84	98%	\$304.04	\$0.00	
	SUMMARY OF RETAINING WALL QUANTITIES	S&B	\$	2,718.72		\$2,694.35	98%	\$24.37	\$0.00	
	SUMMARY OF CULVERT QUANTITIES	S&B	\$	2,718.72		\$2,694.35	98%	\$24.37	\$0.00	
SUMMARY OF STORM SEWER QUANTITIES	S&B	\$	1,359.36		\$1,333.17	98%	\$26.19	\$0.00		
SUMMARY OF ILLUMINATION QUANTITIES	S&B	\$	1,359.36		\$1,333.17	98%	\$26.19	\$0.00		
SUMMARY OF TRAFFIC SIGNAL QUANTITIES	S&B	\$	1,359.36		\$1,333.17	98%	\$26.19	\$0.00		
SUMMARY OF EARTHWORK QUANTITIES	S&B	\$	6,165.16		\$5,993.04	98%	\$172.12	\$0.00		
SUMMARY OF SMALL SIGNS	S&B	\$	1,359.36		\$1,333.17	98%	\$26.19	\$0.00		
SUMMARY OF PAVEMENT MARKINGS	S&B	\$	1,359.36		\$1,333.17	98%	\$26.19	\$0.00		
SUMMARY OF DELINEATION & CURB MARK QUANTITIES	S&B	\$	1,359.36		\$1,333.17	98%	\$26.19	\$0.00		
SUMMARY OF SWAP (EROSION CONTROL)	S&B	\$	1,359.36		\$1,333.17	98%	\$26.19	\$0.00		
SUMMARY OF REMOVAL ITEMS	S&B	\$	1,359.36		\$1,333.17	98%	\$26.19	\$0.00		



Project: SH 365 PS&E Development
Limits: 3637+51.001
County: Hidalgo County

JULY 2016 INVOICE



Bill Through: 7/31/2016
Client: HCRMA
Contract: 2
WA No.:

Func Code	TASK DESCRIPTION	FIRM	CONTRACTED FEE (\$)	PREVIOUSLY INVOICED		INVOICED TO DATE		BALANCE	AMOUNT DUE THIS INVOICE
				(\$ AMOUNT)	(% COMPLETED)	(\$ AMOUNT)	(% COMPLETED)		
II. TRAFFIC CONTROL PLANS (TCP)									
4 - SEQUENCE OF CONSTRUCTION NARRATIVE		S&B	\$ 6,032.55	\$6,499.91	98%	\$6,499.91	98%	\$192.65	\$0.00
10 - TRAFFIC CONTROL PLAN TYPICAL SECTIONS (1:100)		S&B	\$ 18,976.00	\$18,599.03	98%	\$18,599.03	98%	\$378.57	\$0.00
2 - TRAFFIC CONTROL PLAN GENERAL NOTES		S&B	\$ 1,896.90	\$1,853.08	98%	\$1,853.08	98%	\$43.82	\$0.00
4 - TOP ADVANCE WARNING SIGNS		S&B	\$ 5,785.39	\$5,679.48	98%	\$5,679.48	98%	\$105.91	\$0.00
100 - TRAFFIC CONTROL PLAN - PHASE LAYOUTS (1:100)		S&B	\$ 86,742.35	\$86,007.50	98%	\$86,007.50	98%	\$734.85	\$0.00
10 - TEMPORARY TRAFFIC SIGNALS AND ILLUMINATION		S&B	\$ 5,860.02	\$5,762.82	98%	\$5,762.82	98%	\$97.20	\$0.00
0 - ROLL PLOT		S&B	\$ 12,432.25	\$12,432.25	100%	\$12,432.25	100%	\$0.00	\$0.00
0 - STANDARDS									
12 - BC 1 THRU 12		S&B	\$ 2,265.50	\$2,265.50	100%	\$2,265.50	100%	\$0.00	\$0.00
1-WZ (TD)-03		S&B	\$ 188.00	\$188.00	100%	\$188.00	100%	\$0.00	\$0.00
1-WZ (STPM)-03		S&B	\$ 188.00	\$188.00	100%	\$188.00	100%	\$0.00	\$0.00
1-WZ (UL)-03		S&B	\$ 188.00	\$188.00	100%	\$188.00	100%	\$0.00	\$0.00
1-WZ (UDERD)-03		S&B	\$ 188.00	\$188.00	100%	\$188.00	100%	\$0.00	\$0.00
1-WZ (BTS)-1-03		S&B	\$ 188.00	\$188.00	100%	\$188.00	100%	\$0.00	\$0.00
1-WZ (BTS)-2-03		S&B	\$ 188.00	\$188.00	100%	\$188.00	100%	\$0.00	\$0.00
1-WZ (BRQ)-03		S&B	\$ 188.00	\$188.00	100%	\$188.00	100%	\$0.00	\$0.00
1-TCP (2-1)-08		S&B	\$ 188.00	\$188.00	100%	\$188.00	100%	\$0.00	\$0.00
1-TCP (2-3)-03		S&B	\$ 188.00	\$188.00	100%	\$188.00	100%	\$0.00	\$0.00
1-TCP (2-5)-03		S&B	\$ 188.00	\$188.00	100%	\$188.00	100%	\$0.00	\$0.00
1-TCP (2-6)-08		S&B	\$ 188.00	\$188.00	100%	\$188.00	100%	\$0.00	\$0.00
3 - TCP (3-1) THRU (3-3)-08		S&B	\$ 188.00	\$188.00	100%	\$188.00	100%	\$0.00	\$0.00
1-TCP (7-1)-08		S&B	\$ 188.00	\$188.00	100%	\$188.00	100%	\$0.00	\$0.00
0 - CPM SCHEDULE		S&B	\$ 4,182.48	\$4,182.48	100%	\$4,182.48	100%	\$0.00	\$0.00
TASK 2-SUBTOTAL (FC 10-MISCELLANEOUS ROADWAY)			\$ 289,813.27	\$288,844.12	98%	\$288,844.12	98%	\$4,969.17	\$0.00
III. ROADWAY DETAILS									
ROADWAY DESIGN CONTROLS									
10 - HORIZONTAL ALIGNMENT DATA SHEETS		S&B	\$ 12,412.80	\$12,164.54	98%	\$12,164.54	98%	\$248.26	\$0.00
0 - BENCHMARK DATA SHEETS		S&B	\$ 6,105.46	\$0.00	0%	\$0.00	0%	\$6,105.46	\$0.00
10 - SURVEY CONTROL INDEX OF SHEETS		S&B	\$ 1,647.34	\$1,637.05	99%	\$1,637.05	99%	\$10.29	\$0.00
20 - HORIZONTAL AND VERTICAL CONTROL DATA SHEETS Process Only		S&B	\$ 50,545.20	\$49,528.59	98%	\$49,528.59	98%	\$1,016.61	\$0.00
0 - PLAN AND PROFILE		S&B	\$ 71,446.30	\$70,017.37	98%	\$70,017.37	98%	\$1,428.93	\$0.00
27 - ROADWAY P & P SHEETS - EB & WB MAIN LANES TOGETHER		S&B	\$ 75,540.00	\$74,038.05	98%	\$74,038.05	98%	\$1,501.95	\$0.00
34 - ROADWAY P & P SHEETS - RAMPS		S&B	\$ 30,271.05	\$29,666.51	98%	\$29,666.51	98%	\$604.54	\$0.00
11-ROADWAY P&P SHEETS - EB FRONTAGE ROAD		S&B	\$ 29,407.05	\$28,819.59	98%	\$28,819.59	98%	\$587.46	\$0.00
18 - INTERSECTING LAYOUTS AND DETAILS (NOT REQUIRED)		S&B	\$ 40,287.02	\$39,481.28	98%	\$39,481.28	98%	\$805.74	\$0.00
4 - DRIVEWAY DETAILS		S&B	\$ 10,744.20	\$10,529.32	98%	\$10,529.32	98%	\$214.88	\$0.00
4 - MISCELLANEOUS ROADWAY DETAILS		S&B	\$ 1,477.02	\$1,447.48	98%	\$1,447.48	98%	\$29.54	\$0.00
0 - STANDARDS		S&B	\$ 6,692.28	\$6,558.43	98%	\$6,558.43	98%	\$133.85	\$0.00
COCG-01		S&B	\$ 188.00	\$188.00	100%	\$188.00	100%	\$0.00	\$0.00
CPGP (1)-09		S&B	\$ 188.00	\$188.00	100%	\$188.00	100%	\$0.00	\$0.00
TA (CP)-09		S&B	\$ 188.00	\$188.00	100%	\$188.00	100%	\$0.00	\$0.00
GF(1)-11		S&B	\$ 188.00	\$188.00	100%	\$188.00	100%	\$0.00	\$0.00
GF(1)DAT-11		S&B	\$ 188.00	\$188.00	100%	\$188.00	100%	\$0.00	\$0.00
GF(3)LS-11		S&B	\$ 188.00	\$188.00	100%	\$188.00	100%	\$0.00	\$0.00
GF(3)TR-11		S&B	\$ 188.00	\$188.00	100%	\$188.00	100%	\$0.00	\$0.00
GF(3)TGT-13		S&B	\$ 188.00	\$188.00	100%	\$188.00	100%	\$0.00	\$0.00
SGT 7-09		S&B	\$ 188.00	\$188.00	100%	\$188.00	100%	\$0.00	\$0.00
SGT 8-09		S&B	\$ 188.00	\$188.00	100%	\$188.00	100%	\$0.00	\$0.00
SGT 9-09		S&B	\$ 188.00	\$188.00	100%	\$188.00	100%	\$0.00	\$0.00
SSGB (1)-09		S&B	\$ 188.00	\$188.00	100%	\$188.00	100%	\$0.00	\$0.00
SSGB (2)-09		S&B	\$ 188.00	\$188.00	100%	\$188.00	100%	\$0.00	\$0.00
SSGB (3)-02		S&B	\$ 188.00	\$188.00	100%	\$188.00	100%	\$0.00	\$0.00
SSGB (3)-02		S&B	\$ 188.00	\$188.00	100%	\$188.00	100%	\$0.00	\$0.00
TRACC (N)-05		S&B	\$ 188.00	\$188.00	100%	\$188.00	100%	\$0.00	\$0.00
TRACT (N)-05		S&B	\$ 188.00	\$188.00	100%	\$188.00	100%	\$0.00	\$0.00
QUAD (N)-05		S&B	\$ 188.00	\$188.00	100%	\$188.00	100%	\$0.00	\$0.00
QUAD (N)-05		S&B	\$ 188.00	\$188.00	100%	\$188.00	100%	\$0.00	\$0.00
4 - RSI(1)-10		S&B	\$ 188.00	\$188.00	100%	\$188.00	100%	\$0.00	\$0.00
0 - PREPARE PLANS ELECTRONIC DELIVERABLES		S&B	\$ 341,485.07	\$338,770.38	98%	\$338,770.38	98%	\$2,714.69	\$0.00
TASK 3 - SUBTOTAL (FUNCTION 100-ROADWAY DESIGN CONTROL-S)			\$ 341,485.07	\$338,770.38	98%	\$338,770.38	98%	\$2,714.69	\$0.00

Project:	SH 365 PS&E Development
Units:	
CSJ:	3627-01-001
County:	Hidalgo County

7/31/2016
HCRMA

Func Code	TASK DESCRIPTION	FIRM	CONTRACTED FEE (\$)	PREVIOUSLY INVOICED		INVOICED TO DATE		BALANCE	AMOUNT DUE THIS INVOICE
				(\$ AMOUNT)	(% COMPLETED)	(\$ AMOUNT)	(% COMPLETED)		
163	MISCELLANEOUS-RETAINING WALL IV. WALL DETAILS								
24 - PREPARE RETAINING WALL PLAN AND PROFILE SHEETS/SLOPE STABILITY BY TERRACON		S&B	\$ 68,422.66	\$07,954.21	9%	\$67,954.21	\$1,368.45	\$0.00	
4 - PREPARE RETAINING WALL MISCELLANEOUS DETAILS		S&B	\$ 5,315.40	\$5,209.09	98%	\$5,209.09	\$108.31	\$0.00	
9 - BORING LOGS		S&B	\$ 1,298.92	\$1,270.98	98%	\$1,270.98	\$28.94	\$0.00	
0 - STANDARDS									
RW (NSE)		S&B	\$ 188.80	\$188.80	100%	\$188.80	\$0.00	\$0.00	
RW (TRF)		S&B	\$ 188.80	\$188.80	100%	\$188.80	\$0.00	\$0.00	
RW (TEW)		S&B	\$ 188.80	\$188.80	100%	\$188.80	\$0.00	\$0.00	
EMRW-24		S&B	\$ 188.80	\$188.80	100%	\$188.80	\$0.00	\$0.00	
TASK 4 - SUBTOTAL FUNCTION 163 MISCELLANEOUS-RETAINING WALL			\$ 75,790.18	\$74,289.48	98%	\$74,289.48	\$1,500.70	\$0.00	
161	ROADWAY DRAINAGE V. ROADWAY/VEHICLE DRAINAGE DETAILS								
BRIDGE PRE AND POST CALCULATIONS AND SHEETS SOUTH FLOODWATER CHANNEL									
0 - Bridge Scour Calculations		S&B	\$ 5,688.80	\$5,668.80	100%	\$5,668.80	\$0.00	\$0.00	
Bridge Scour Calculation Sheets (1 Bridge at South Floodwater Channel)		S&B	\$ 1,850.44	\$1,850.44	100%	\$1,850.44	\$0.00	\$0.00	
Culvert Pre- and Post Calculations and Sheets (7 Crossings at 2 Per Sheet)		S&B	\$ 4,838.20	\$4,817.42	98%	\$4,817.42	\$20.78	\$0.00	
Culvert Stream Crossing Layouts (7 Culverts A-H, Ties to South Floodwater Channel)		S&B	\$ 24,956.48	\$24,956.48	100%	\$24,956.48	\$0.00	\$0.00	
0 - Scour Calculation Sheets (7 Culvert Stream Crossings at 2 Per Sheet)		S&B	-	\$0.00	0%	\$0.00	\$0.00	\$0.00	
Culvert, Headwall, and Wingwall Details (4 Culvert and 4 Wingwall Details)		S&B	\$ 694.16	\$692.08	99%	\$692.08	\$2.08	\$0.00	
4 - Outlet Transition Layout and Detail (7 Stream Crossings at 2 Per Sheet) No disculpations required, velocity is low		S&B	\$ 11,198.00	\$10,944.72	98%	\$10,944.72	\$253.28	\$0.00	
28 - Roadway System Drainage Area Map (32 Systems)(Ditcher, Ramp Culverts and Driveway Culverts)		S&B	\$ 47,355.65	\$46,409.54	98%	\$46,409.54	\$947.11	\$0.00	
18 - Roadway System Drainage Area Calculation Sheets (32 Systems at 2 Systems Per Sheet)		S&B	\$ 8,117.14	\$8,040.80	98%	\$8,040.80	\$76.34	\$0.00	
10 - Storm Sewer/Culvert Plan and Profile at Intersecting Cross Streets (6 Streets, VEGCAL, Jackson, Cops, Dicker / RD.) (1 Plan and Profile Sheet Per Street)		S&B	\$ 2,149.60	\$2,149.60	100%	\$2,149.60	\$0.00	\$0.00	
Driveway and Ramp Storm Sewer/Culvert Calculation Sheets		S&B	\$ 6,124.28	\$6,001.79	98%	\$6,001.79	\$122.49	\$0.00	
14 - Ramp and Driveway Storm Sewer/Culvert Layouts and Profiles (Las Milas, Thomas, Ananya, Highland, Military etc.) (8 Streets/20 ramps) (4 Per Plan and 4 Per Profile Sheet) Individual sheets not needed to be shown or checked each profile		S&B	\$ 37,555.69	\$36,804.59	98%	\$36,804.59	\$751.11	\$0.00	
Storm Sewer Option and Culvert Data Sheets (Culverts, Inlets, Manholes, Holeswells, SETP-PD, SETP-CID)		S&B	\$ 759.20	\$740.10	98%	\$740.10	\$19.10	\$0.00	
7 - Retaining Wall and Bridge Deck Spacing For Bridge Shear Walls and Calculations (1 finished on Special Detail Sheet) Not Required		S&B	\$ 12,212.10	\$11,967.95	98%	\$11,967.95	\$244.15	\$0.00	
Reinforcing Wall Drains and Detail (Ret Wall, 3 Deck Drains)		S&B	\$ 604.15	\$592.08	98%	\$592.08	\$12.08	\$0.00	
1 - Channel Slope Plan and Profiles (South Floodwater Channel)(Include Bank Stabilization, Location and Recurring Wall Details)		S&B	\$ 3,794.64	\$3,794.64	100%	\$3,794.64	\$0.00	\$0.00	
1 - Channel Typical Sections and Details (South Floodwater Channel)		S&B	\$ 1,697.52	\$1,697.52	100%	\$1,697.52	\$0.00	\$0.00	
8 - Roadside Ditch Section Area and Outlet Calculations (32 at 4 Per Sheet)		S&B	\$ 16,049.05	\$16,049.05	100%	\$16,049.05	\$0.00	\$0.00	
8 - Roadside Ditch Section Area Outlet Layouts and Water-Spread Details (32 at 4 Per Sheet)		S&B	\$ 26,701.64	\$26,167.61	98%	\$26,167.61	\$534.03	\$0.00	
0 - Freeway Road Cross Piles Layouts and Profile Prints (not to firms Rd. 19)		S&B	\$ 33,010.40	\$0.00	0%	\$0.00	\$33,010.40	\$0.00	
0 - Temporary Drainage Speed Detail Sheets Why temporary? Don't need		S&B	-	\$0.00	0%	\$0.00	\$0.00	\$0.00	
4 - Storm Drainage County Specifications (Sheet to Sheet)		S&B	\$ 11,441.92	\$10,919.08	96%	\$10,919.08	\$522.84	\$0.00	
0 - MOOREY EXIST FEMA REPORT PRESUMPTUOUSLY PREPARED		S&B	\$ 3,485.40	\$3,485.40	100%	\$3,485.40	\$0.00	\$0.00	
2 - Prepare 16, 50, and 100-Yr Water Surface Profiles (7 Culverts) (Do not need 500 Yr. (Transfer PH1 Data into Plans))		S&B	\$ 4,291.50	\$4,291.50	100%	\$4,291.50	\$0.00	\$0.00	
2 - Prepare 100 Yr Area of inundation Maps (7 Culverts) (Do not need 500 Yr. (Transfer PH1 Data into Plans))		S&B	\$ 4,291.50	\$4,291.50	100%	\$4,291.50	\$0.00	\$0.00	
SUBTOTAL (I.C. - 45)-ROADWAY DRAINAGE			\$ 318,882.75	\$318,332.51	98%	\$318,332.51	\$0.00	\$0.00	

Die Frau! Das
muss man
bedenken



Project: SH 355 PS&E Development
Limits: 3827-41-001
County: Hidalgo County

JULY 2016 INVOICE



Bill Through: 7/31/2016
Client: HCRMA
Contract: 2
Contract: 2
WA No.: 2

Func Code	TASK DESCRIPTION	FIRM	CONTRACTED FEE (\$)	PREVIOUSLY INVOICED (\$ AMOUNT)	INVOICED TO DATE (\$ AMOUNT)	BALANCE	AMOUNT DUE THIS INVOICE
161	FC 161 - LEVEE DESIGN						
	1 - LEVEE TYPICAL SECTIONS	S&B	\$ 2,375.98	\$ 2,375.98	\$ 2,375.98	\$ 0.00	\$ 0.00
	8 - LEVEE P & P SHEETS	S&B	\$ 17,445.12	\$ 17,445.12	\$ 17,445.12	\$ 0.00	\$ 0.00
	0 - CROSS SECTIONS (ROLL PLOT)	S&B	\$ 5,739.58	\$ 5,739.58	\$ 5,739.58	\$ 0.00	\$ 0.00
	3 - MISCELLANEOUS & FLOODGATE LEVEE DETAILS	S&B	\$ 23,516.60	\$ 23,516.60	\$ 23,516.60	\$ 0.00	\$ 0.00
	0 - RELOCATION OF FLOODGATE LEVEE ANALYSIS	S&B	\$ 20,247.36	\$ 20,247.36	\$ 20,247.36	\$ 0.00	\$ 0.00
	SUB-TOTAL (P.C. 161-LEVEE DESIGN)		\$ 71,324.64	\$ 71,324.64	\$ 71,324.64	\$ 0.00	\$ 0.00
	2VL BRIDGES						
	WEST BOUND MAIN LANE BRIDGE OVER JACKSON						
	1 - BRIDGE LAYOUTS	S&B	\$ 6,750.09	\$ 6,750.09	\$ 6,750.09	\$ 0.00	\$ 0.00
	1 - SUMMARY OF QUANTITIES (BRIDGE) AND BEARING SEAT ELEVATION	S&B	\$ 7,885.17	\$ 7,885.17	\$ 7,885.17	\$ 0.00	\$ 0.00
	1 - FOUNDATION LAYOUTS	S&B	\$ 5,075.75	\$ 5,075.75	\$ 5,075.75	\$ 0.00	\$ 0.00
	1 - FOUNDATION DETAILS - 1 TYPE(S)	S&B	\$ 6,065.00	\$ 6,065.00	\$ 6,065.00	\$ 0.00	\$ 0.00
	4 - INTERIOR DETAILS - 1 TYPE	S&B	\$ 13,719.72	\$ 13,719.72	\$ 13,719.72	\$ 0.00	\$ 0.00
	1 - CONC SLAB SPAN & DEFLECTION - 1 UNIT	S&B	\$ 13,719.72	\$ 13,719.72	\$ 13,719.72	\$ 0.00	\$ 0.00
	1 - CONC FRAMING PLAN & BENT REPORT - 1 UNIT	S&B	\$ 5,712.56	\$ 5,712.56	\$ 5,712.56	\$ 0.00	\$ 0.00
	1 - CONC TYPICAL SECTIONS AND DEFLECTIONS	S&B	\$ 5,658.00	\$ 5,658.00	\$ 5,658.00	\$ 0.00	\$ 0.00
	1 - PRESTR CONC BEAMS - KNS	S&B	\$ 7,271.61	\$ 7,271.61	\$ 7,271.61	\$ 0.00	\$ 0.00
	2 - ARCHITECTURAL TREATMENT	S&B	\$ 11,825.10	\$ 11,825.10	\$ 11,825.10	\$ 0.00	\$ 0.00
	2 - DRAIN DETAILS	S&B	\$ 10,189.24	\$ 10,189.24	\$ 10,189.24	\$ 0.00	\$ 0.00
	1 - BRIDGE BORING LOGS	S&B	\$ 2,303.36	\$ 2,303.36	\$ 2,303.36	\$ 0.00	\$ 0.00
	SUB-TOTAL SHEETS (WEST BOUND MAIN LANE BRIDGE OVER JACKSON)		\$ 103,244.23	\$ 103,244.23	\$ 103,244.23	\$ 0.00	\$ 0.00
	EAST BOUND MAIN LANE BRIDGE OVER JACKSON						
	1 - BRIDGE LAYOUTS	S&B	\$ 6,750.09	\$ 6,750.09	\$ 6,750.09	\$ 0.00	\$ 0.00
	1 - SUMMARY OF QUANTITIES (BRIDGE) AND BEARING SEAT ELEVATION	S&B	\$ 7,885.17	\$ 7,885.17	\$ 7,885.17	\$ 0.00	\$ 0.00
	2 - FOUNDATION LAYOUTS	S&B	\$ 6,559.05	\$ 6,559.05	\$ 6,559.05	\$ 0.00	\$ 0.00
	2 - INTERIOR DETAILS	S&B	\$ 6,830.86	\$ 6,830.86	\$ 6,830.86	\$ 0.00	\$ 0.00
	2 - CONC SLAB SPAN	S&B	\$ 2,560.48	\$ 2,560.48	\$ 2,560.48	\$ 0.00	\$ 0.00
	1 - CONC FRAMING PLAN & BENT REPORT	S&B	\$ 5,763.14	\$ 5,763.14	\$ 5,763.14	\$ 0.00	\$ 0.00
	1 - CONC TYPICAL SECTIONS AND DEFLECTIONS	S&B	\$ 3,025.26	\$ 3,025.26	\$ 3,025.26	\$ 0.00	\$ 0.00
	1 - PRESTR CONC BEAMS - KNS	S&B	\$ 7,271.61	\$ 7,271.61	\$ 7,271.61	\$ 0.00	\$ 0.00
	2 - ARCHITECTURAL TREATMENT	S&B	\$ 11,825.10	\$ 11,825.10	\$ 11,825.10	\$ 0.00	\$ 0.00
	2 - DRAIN DETAILS	S&B	\$ 10,189.24	\$ 10,189.24	\$ 10,189.24	\$ 0.00	\$ 0.00
	1 - BRIDGE BORING LOGS	S&B	\$ 2,303.36	\$ 2,303.36	\$ 2,303.36	\$ 0.00	\$ 0.00
	SUB-TOTAL SHEETS (EAST BOUND MAIN LANE BRIDGE OVER JACKSON)		\$ 71,453.72	\$ 71,453.72	\$ 71,453.72	\$ 0.00	\$ 0.00
	WEST BOUND MAIN LANE BRIDGE OVER I ROAD (ONLY BR LAYOUT INCLUDED FINAL DESIGN WILL BE DONE AS A SEPARATE WA)						
	1 - BRIDGE LAYOUTS	S&B	\$ 6,750.09	\$ 6,750.09	\$ 6,750.09	\$ 0.00	\$ 0.00
	1 - SUMMARY OF QUANTITIES (BRIDGE) AND BEARING SEAT ELEVATION	S&B	\$ 7,885.17	\$ 7,885.17	\$ 7,885.17	\$ 0.00	\$ 0.00
	0 - FOUNDATION LAYOUTS (SUPPLEMENTAL # 2)	S&B	\$ 13,691.28	\$ 13,691.28	\$ 13,691.28	\$ 0.00	\$ 0.00
	0 - FOUNDATION DETAILS - 1 TYPE(S) (SUPPLEMENTAL # 2)	S&B	\$ 12,645.76	\$ 12,645.76	\$ 12,645.76	\$ 0.00	\$ 0.00
	0 - ABUTMENTS - 1 TYPE (SUPPLEMENTAL # 2)	S&B	\$ 15,631.77	\$ 15,631.77	\$ 15,631.77	\$ 0.00	\$ 0.00
	0 - INTERIOR DETAILS - 1 TYPE (SUPPLEMENTAL # 2)	S&B	\$ 16,340.38	\$ 16,340.38	\$ 16,340.38	\$ 0.00	\$ 0.00
	0 - SLAB SPAN, TYPICAL SECTION & DETAILS (SUPPLEMENTAL # 2)	S&B	\$ 17,359.97	\$ 17,359.97	\$ 17,359.97	\$ 0.00	\$ 0.00
	0 - STEEL ORDER ELEVATION (SUPPLEMENTAL # 2)	S&B	\$ 14,920.84	\$ 14,920.84	\$ 14,920.84	\$ 0.00	\$ 0.00
	0 - STEEL ORDER CAMBER DATA (SUPPLEMENTAL # 2)	S&B	\$ 13,173.36	\$ 13,173.36	\$ 13,173.36	\$ 0.00	\$ 0.00
	0 - STEEL ORDER DETAILS (SUPPLEMENTAL # 2)	S&B	\$ 25,109.94	\$ 25,109.94	\$ 25,109.94	\$ 0.00	\$ 0.00
	0 - ARCHITECTURAL TREATMENT (SUPPLEMENTAL # 2)	S&B	\$ 13,634.86	\$ 13,634.86	\$ 13,634.86	\$ 0.00	\$ 0.00
	0 - DRAIN DETAILS (SUPPLEMENTAL # 2)	S&B	\$ 8,335.06	\$ 8,335.06	\$ 8,335.06	\$ 0.00	\$ 0.00
	0 - BRIDGE BORING LOGS (SUPPLEMENTAL # 2)	S&B	\$ 2,303.36	\$ 2,303.36	\$ 2,303.36	\$ 0.00	\$ 0.00
	SUB-TOTAL SHEETS-WEST BOUND MAIN LANE BRIDGE OVER I ROAD		\$ 228,789.21	\$ 228,789.21	\$ 228,789.21	\$ 0.00	\$ 0.00
	EAST BOUND MAIN LANE BRIDGE OVER I ROAD (ONLY BR LAYOUT INCLUDED: FINAL DESIGN WILL BE DONE AS A SEPARATE WA)						
	1 - BRIDGE LAYOUTS	S&B	\$ 6,750.09	\$ 6,750.09	\$ 6,750.09	\$ 0.00	\$ 0.00
	1 - SUMMARY OF QUANTITIES (BRIDGE) AND BEARING SEAT ELEVATION	S&B	\$ 7,885.17	\$ 7,885.17	\$ 7,885.17	\$ 0.00	\$ 0.00
	0 - FOUNDATION LAYOUTS (SUPPLEMENTAL # 2)	S&B	\$ 14,239.72	\$ 14,239.72	\$ 14,239.72	\$ 0.00	\$ 0.00
	0 - FOUNDATION DETAILS - 1 TYPE(S) (SUPPLEMENTAL # 2)	S&B	\$ 15,069.30	\$ 15,069.30	\$ 15,069.30	\$ 0.00	\$ 0.00
	0 - ABUTMENTS - 1 TYPE (SUPPLEMENTAL # 2)	S&B	\$ 13,773.00	\$ 13,773.00	\$ 13,773.00	\$ 0.00	\$ 0.00
	0 - INTERIOR DETAILS - 1 TYPE (SUPPLEMENTAL # 2)	S&B	\$ 12,645.76	\$ 12,645.76	\$ 12,645.76	\$ 0.00	\$ 0.00
	0 - SLAB SPAN, TYPICAL SECTION & DETAILS (SUPPLEMENTAL # 2)	S&B	\$ 13,731.41	\$ 13,731.41	\$ 13,731.41	\$ 0.00	\$ 0.00
	0 - FRAMING PLAN (SUPPLEMENTAL # 2)	S&B	\$ 13,265.75	\$ 13,265.75	\$ 13,265.75	\$ 0.00	\$ 0.00
	0 - STEEL ORDER ELEVATION (SUPPLEMENTAL # 2)	S&B	\$ 13,265.75	\$ 13,265.75	\$ 13,265.75	\$ 0.00	\$ 0.00
	0 - STEEL ORDER CAMBER DATA (SUPPLEMENTAL # 2)	S&B	\$ 25,109.94	\$ 25,109.94	\$ 25,109.94	\$ 0.00	\$ 0.00
	0 - STEEL ORDER DETAILS (SUPPLEMENTAL # 2)	S&B	\$ 13,634.86	\$ 13,634.86	\$ 13,634.86	\$ 0.00	\$ 0.00
	0 - DRAIN DETAILS (SUPPLEMENTAL # 2)	S&B	\$ 8,335.06	\$ 8,335.06	\$ 8,335.06	\$ 0.00	\$ 0.00
	0 - BRIDGE BORING LOGS (SUPPLEMENTAL # 2)	S&B	\$ 2,303.36	\$ 2,303.36	\$ 2,303.36	\$ 0.00	\$ 0.00
	SUB-TOTAL SHEETS-EAST BOUND MAIN LANE BRIDGE OVER I ROAD		\$ 228,789.21	\$ 228,789.21	\$ 228,789.21	\$ 0.00	\$ 0.00
	WEST BOUND MAIN LANE BRIDGE OVER JACKSON						
	1 - BRIDGE LAYOUTS	S&B	\$ 6,750.09	\$ 6,750.09	\$ 6,750.09	\$ 0.00	\$ 0.00
	1 - SUMMARY OF QUANTITIES (BRIDGE) AND BEARING SEAT ELEVATION	S&B	\$ 7,885.17	\$ 7,885.17	\$ 7,885.17	\$ 0.00	\$ 0.00
	2 - FOUNDATION LAYOUTS	S&B	\$ 6,559.05	\$ 6,559.05	\$ 6,559.05	\$ 0.00	\$ 0.00
	2 - INTERIOR DETAILS	S&B	\$ 6,830.86	\$ 6,830.86	\$ 6,830.86	\$ 0.00	\$ 0.00
	2 - CONC SLAB SPAN	S&B	\$ 2,560.48	\$ 2,560.48	\$ 2,560.48	\$ 0.00	\$ 0.00
	1 - CONC FRAMING PLAN & BENT REPORT	S&B	\$ 5,763.14	\$ 5,763.14	\$ 5,763.14	\$ 0.00	\$ 0.00
	1 - CONC TYPICAL SECTIONS AND DEFLECTIONS	S&B	\$ 3,025.26	\$ 3,025.26	\$ 3,025.26	\$ 0.00	\$ 0.00
	1 - PRESTR CONC BEAMS - KNS	S&B	\$ 7,271.61	\$ 7,271.61	\$ 7,271.61	\$ 0.00	\$ 0.00
	2 - ARCHITECTURAL TREATMENT	S&B	\$ 11,825.10	\$ 11,825.10	\$ 11,825.10	\$ 0.00	\$ 0.00
	2 - DRAIN DETAILS	S&B	\$ 10,189.24	\$ 10,189.24	\$ 10,189.24	\$ 0.00	\$ 0.00
	1 - BRIDGE BORING LOGS	S&B	\$ 2,303.36	\$ 2,303.36	\$ 2,303.36	\$ 0.00	\$ 0.00
	SUB-TOTAL SHEETS (WEST BOUND MAIN LANE BRIDGE OVER JACKSON)		\$ 103,244.23	\$ 103,244.23	\$ 103,244.23	\$ 0.00	\$ 0.00
	EAST BOUND MAIN LANE BRIDGE OVER JACKSON						
	1 - BRIDGE LAYOUTS	S&B	\$ 6,750.09	\$ 6,750.09	\$ 6,750.09	\$ 0.00	\$ 0.00
	1 - SUMMARY OF QUANTITIES (BRIDGE) AND BEARING SEAT ELEVATION	S&B	\$ 7,885.17	\$ 7,885.17	\$ 7,885.17	\$ 0.00	\$ 0.00
	2 - FOUNDATION LAYOUTS	S&B	\$ 6,559.05	\$ 6,559.05	\$ 6,559.05	\$ 0.00	\$ 0.00
	2 - INTERIOR DETAILS	S&B	\$ 6,830.86	\$ 6,830.86	\$ 6,830.86	\$ 0.00	\$ 0.00
	2 - CONC SLAB SPAN	S&B	\$ 2,560.48	\$ 2,560.48	\$ 2,560.48	\$ 0.00	\$ 0.00
	1 - CONC FRAMING PLAN & BENT REPORT	S&B	\$ 5,763.14	\$ 5,763.14	\$ 5,763.14	\$ 0.00	\$ 0.00
	1 - CONC TYPICAL SECTIONS AND DEFLECTIONS	S&B	\$ 3,025.26	\$ 3,025.26	\$ 3,025.26	\$ 0.00	\$ 0.00
	1 - PRESTR CONC BEAMS - KNS	S&B	\$ 7,271.61	\$ 7,271.61	\$ 7,271.61	\$ 0.00	\$ 0.00
	2 - ARCHITECTURAL TREATMENT	S&B	\$ 11,825.10	\$ 11,825.10	\$ 11,825.10	\$ 0.00	\$ 0.00
	2 - DRAIN DETAILS	S&B	\$ 10,189.24	\$ 10,189.24	\$ 10,189.24	\$ 0.00	\$ 0.00
	1 - BRIDGE BORING LOGS	S&B	\$ 2,303.36	\$ 2,303.36	\$ 2,303.36	\$ 0.00	\$ 0.00
	SUB-TOTAL SHEETS (EAST BOUND MAIN LANE BRIDGE OVER JACKSON)		\$ 71,453.72	\$ 71,453.72	\$ 71,453.72	\$ 0.00	\$ 0.00
	WEST BOUND MAIN LANE BRIDGE OVER I ROAD (ONLY BR LAYOUT INCLUDED FINAL DESIGN WILL BE DONE AS A SEPARATE WA)						
	1 - BRIDGE LAYOUTS	S&B	\$ 6,750.09	\$ 6,750.09	\$ 6,750.09	\$ 0.00	\$ 0.00
	1 - SUMMARY OF QUANTITIES (BRIDGE) AND BEARING SEAT ELEVATION	S&B	\$ 7,885.17	\$ 7,885.17	\$ 7,885.17	\$ 0.00	\$ 0.00
	0 - FOUNDATION LAYOUTS (SUPPLEMENTAL # 2)	S&B	\$ 13,691.28	\$ 13,691.28	\$ 13,691.28	\$ 0.00	\$ 0.00
	0 - FOUNDATION DETAILS - 1 TYPE(S) (SUPPLEMENTAL # 2)	S&B	\$ 12,645.76	\$ 12,645.76	\$ 12,645.76	\$ 0.00	\$ 0.00
	0 - ABUTMENTS - 1 TYPE (SUPPLEMENTAL # 2)	S&B	\$ 15,631.77	\$ 15,631.77	\$ 15,631.77	\$ 0.00	\$ 0.00
	0 - INTERIOR DETAILS - 1 TYPE (SUPPLEMENTAL # 2)	S&B	\$ 16,340.38	\$ 16,340.38	\$ 16,340.38	\$ 0.00	\$ 0.00
	0 - SLAB SPAN, TYPICAL SECTION & DETAILS (SUPPLEMENTAL # 2)	S&B	\$ 17,359.97	\$ 17,359.97	\$ 17,359.97	\$ 0.00	\$ 0.00
	0 - STEEL ORDER ELEVATION (SUPPLEMENTAL # 2)	S&B	\$ 14,920.84	\$ 14,920.84	\$ 14,920.84	\$ 0.00	\$ 0.00
	0 - STEEL ORDER CAMBER DATA (SUPPLEMENTAL # 2)	S&B	\$ 13,173.36	\$ 13,173.36	\$ 13,173.36	\$ 0.00	\$ 0.00
	0 - STEEL ORDER DETAILS (SUPPLEMENTAL # 2)	S&B	\$ 25,109.94	\$ 25,109.94	\$ 25,109.94	\$ 0.00	\$ 0.00
	0 - ARCHITECTURAL TREATMENT (SUPPLEMENTAL # 2)	S&B	\$ 13,634.86	\$ 13,634.86	\$ 13,634.86	\$ 0.00	\$ 0.00
	0 - DRAIN DETAILS (SUPPLEMENTAL # 2)	S&B	\$ 8,335.06	\$ 8,335.06	\$ 8,335.06	\$ 0.00	\$ 0.00
	0 - BRIDGE BORING LOGS (SUPPLEMENTAL # 2)	S&B	\$ 2,303.36	\$ 2,303.36	\$ 2,303.36	\$ 0.00	\$ 0.00
	SUB-TOTAL SHEETS-WEST BOUND MAIN LANE BRIDGE OVER I ROAD		\$ 228,789.21	\$ 228,789.21	\$ 228,789.21	\$ 0.00	\$ 0.00
	EAST BOUND MAIN LANE BRIDGE OVER I ROAD (ONLY BR LAYOUT INCLUDED: FINAL DESIGN WILL BE DONE AS A SEPARATE WA)						
	1 - BRIDGE LAYOUTS	S&B	\$ 6,750.09	\$ 6,750.09	\$ 6,750.09	\$ 0.00	\$ 0.00
	1 - SUMMARY OF QUANTITIES (BRIDGE) AND BEARING SEAT ELEVATION	S&B	\$ 7,885.17	\$ 7,885.17	\$ 7,885.17	\$ 0.00	\$ 0.00
	0 - FOUNDATION LAYOUTS (SUPPLEMENTAL # 2)	S&B	\$ 14,239.72	\$ 14,239.72	\$ 14,239.72	\$ 0.00	\$ 0.00
	0 - FOUNDATION DETAILS - 1 TYPE(S) (SUPPLEMENTAL # 2)	S&B	\$ 15,069.30	\$ 15,069.30	\$ 15,069.30	\$ 0.00	\$ 0.00
	0 - ABUTMENTS - 1 TYPE (SUPPLEMENTAL # 2)	S&B	\$ 13,773.00	\$ 13,773.00	\$ 13,773.00	\$ 0.00	\$ 0.00
	0 - INTERIOR DETAILS - 1 TYPE (SUPPLEMENTAL # 2)	S&B	\$ 12,645.76	\$ 12,645.76	\$ 12,645.76	\$ 0.00	\$ 0.00
	0 - SLAB SPAN, TYPICAL SECTION & DETAILS (SUPPLEMENTAL # 2)	S&B	\$ 13,731.41	\$ 13,731.41	\$ 13,731.41	\$ 0.00	\$ 0.00
	0 - FRAMING PLAN (SUPPLEMENTAL # 2)	S&B	\$ 13,265.75	\$ 13,265.75	\$ 13,265.75	\$ 0.00	\$ 0.00
	0 - STEEL ORDER ELEVATION (SUPPLEMENTAL # 2)	S&B	\$ 13,265.75	\$ 13,265.75	\$ 13,265.75	\$ 0.00	\$ 0.00
	0 - STEEL ORDER CAMBER DATA (SUPPLEMENTAL # 2)	S&B	\$ 25,109.94	\$ 25,109.94	\$ 25,109.94	\$ 0.00	\$ 0.00
	0 - STEEL ORDER DETAILS (SUPPLEMENTAL # 2)	S&B	\$ 13,634.86	\$ 13,634.86	\$ 13,634.86	\$ 0.00	\$ 0.00
	0 - DRAIN DETAILS (SUPPLEMENTAL # 2)	S&B	\$ 8,335.06	\$ 8,335.06	\$ 8,335.06	\$ 0.00	\$ 0.00
	0 - BRIDGE BORING LOGS (SUPPLEMENTAL # 2)	S&B	\$ 2,303.36	\$ 2,303.36	\$ 2,303.36	\$ 0.00	\$ 0.00
	SUB-TOTAL SHEETS-EAST BOUND MAIN LANE BRIDGE OVER I ROAD		\$ 228,789.21	\$ 228,789.21	\$ 228,789.21	\$ 0.00	\$ 0.00
	WEST BOUND MAIN LANE BRIDGE OVER JACKSON						
	1 - BRIDGE LAYOUTS	S&B	\$ 6,750.09	\$ 6,750.09	\$ 6,750.09	\$ 0.00	\$ 0.00
	1 - SUMMARY OF QUANTITIES (BRIDGE) AND BEARING SEAT ELEVATION	S&B	\$ 7,885.17	\$ 7,885.17	\$ 7,885.17	\$ 0.00	\$ 0.00
	2 - FOUNDATION LAYOUTS	S&B	\$ 6,559.05	\$ 6,559.05	\$ 6,559.05	\$ 0.00	\$ 0.00
	2 - INTERIOR DETAILS	S&B	\$ 6,830.86	\$ 6,830.86	\$ 6,830.86	\$ 0.00	

Bill Through:	7/31/2016
Client:	HCRMA
Contract:	2
VA No.:	

Fune Code	TASK DESCRIPTION	FIRM	CONTRACTED FEE (\$)	PREVIOUSLY INVOICED		INVOICED TO DATE		BALANCE	AMOUNT DUE THIS INVOICE
				(\$ AMOUNT)	(% COMPLETED)	(\$ AMOUNT)	(% COMPLETED)		
	SUB-TOTAL SHEETS-EAST BOUND MAIN LANE BRIDGE OVER I ROAD		\$ 178,738.36	\$178,193.57	98%	\$178,193.57	98%	\$3,585.79	\$0.00
	CANAL BRIDGES (MAIN LANES & FRONTAGE RDS)								
4 -	BRIDGE LAYOUTS	SABH	\$ 19,030.68	\$18,650.07	98%	\$18,650.07	98%	\$389.61	\$0.00
3 -	SUMMARY OF QUANTITIES (BRIDGE) AND BEARING SEAT ELEVATION	SABH	\$ 14,005.45	\$13,725.73	98%	\$13,725.73	98%	\$279.72	\$0.00
2 -	FOUNDATION LAYOUTS	SABH	\$ 14,066.03	\$14,372.71	98%	\$14,372.71	98%	\$293.32	\$0.00
1 -	FOUNDATION DETAILS - 1 TYPE(S)	SABH	\$ 27,950.38	\$26,509.35	98%	\$26,509.35	98%	\$1,441.01	\$0.00
4 -	INTERIOR BENTS	SABH	\$ 22,021.05	\$21,580.84	98%	\$21,580.84	98%	\$440.21	\$0.00
3 -	CONC SLAB SPAN	SABH	\$ 13,669.84	\$13,659.12	98%	\$13,659.12	98%	\$10.72	\$0.00
3 -	CONC FRAMING PLAN & BEAT REPORT	SABH	\$ 13,304.42	\$13,038.43	98%	\$13,038.43	98%	\$265.99	\$0.00
3 -	CONC TYPICAL SECTIONS AND DEFLECTIONS	SABH	\$ 9,884.47	\$9,784.78	98%	\$9,784.78	98%	\$99.69	\$0.00
2 -	PRESTR CONC GIRDER DESIGN	SABH	\$ 17,177.01	\$16,833.47	98%	\$16,833.47	98%	\$343.54	\$0.00
4 -	ARCHITECTURAL TREATMENT	SABH	\$ 9,607.02	\$9,602.28	98%	\$9,602.28	98%	\$4.74	\$0.00
3 -	BRIDGE BORING LOGS	SABH	\$ 3,303.57	\$3,145.38	98%	\$3,145.38	98%	\$158.19	\$0.00
	SUB-TOTAL SHEETS-CANAL BRIDGES (MAIN LANES & FRONTAGE RDS)		\$ 174,324.19	\$170,837.71	98%	\$170,837.71	98%	\$3,486.48	\$0.00
	I ROAD-BRIDGE STANDARDS								
1 -	BAS-C BRIDGE APPROACH SLAB	SABH	\$ 448.76	\$448.76	100%	\$448.76	100%	\$0.00	\$0.00
FD	FOUNDATION DETAILS (1 OF 2)	SABH	\$ 448.76	\$448.76	100%	\$448.76	100%	\$0.00	\$0.00
FD	FOUNDATION DETAILS (2 OF 2)	SABH	\$ 448.76	\$448.76	100%	\$448.76	100%	\$0.00	\$0.00
	MBERS MINIMUM ERECTION	SABH	\$ 448.76	\$448.76	100%	\$448.76	100%	\$0.00	\$0.00
	CONC OPTIONAL DRILLED SHAFT REINFORCING	SABH	\$ 448.76	\$448.76	100%	\$448.76	100%	\$0.00	\$0.00
1 -	PRESTRESSED CONCRETE PANELS (1 OF 4)	SABH	\$ 448.76	\$448.76	100%	\$448.76	100%	\$0.00	\$0.00
1 -	CONC PRESTRESSED CONCRETE PANELS (2 OF 4)	SABH	\$ 448.76	\$448.76	100%	\$448.76	100%	\$0.00	\$0.00
1 -	CONC PRESTRESSED CONCRETE PANELS (3 OF 4)	SABH	\$ 448.76	\$448.76	100%	\$448.76	100%	\$0.00	\$0.00
1 -	CONC PRESTRESSED CONCRETE PANELS (4 OF 4)	SABH	\$ 448.76	\$448.76	100%	\$448.76	100%	\$0.00	\$0.00
1 -	PHOT PERMANENT METAL DECK FORMS (1 OF 2)	SABH	\$ 448.76	\$448.76	100%	\$448.76	100%	\$0.00	\$0.00
1 -	PHOT PERMANENT METAL DECK FORMS (2 OF 2)	SABH	\$ 448.76	\$448.76	100%	\$448.76	100%	\$0.00	\$0.00
1 -	SBTS THICKENED SLAB STEEL GIRDERS	SABH	\$ 448.76	\$448.76	100%	\$448.76	100%	\$0.00	\$0.00
1 -	SEBMS MARCELLANOUS SLAB DETAIL STEEL GIRDERS	SABH	\$ 448.76	\$448.76	100%	\$448.76	100%	\$0.00	\$0.00
1 -	SEBMS SEALED EXPANSION JOINT	SABH	\$ 448.76	\$448.76	100%	\$448.76	100%	\$0.00	\$0.00
1 -	SEBMS ELASTOMERIC BEARING STEEL GIRDERS (1 OF 3)	SABH	\$ 448.76	\$448.76	100%	\$448.76	100%	\$0.00	\$0.00
1 -	SEBMS ELASTOMERIC BEARING STEEL GIRDERS (2 OF 3)	SABH	\$ 448.76	\$448.76	100%	\$448.76	100%	\$0.00	\$0.00
1 -	SEBMS ELASTOMERIC BEARING STEEL GIRDERS (3 OF 3)	SABH	\$ 448.76	\$448.76	100%	\$448.76	100%	\$0.00	\$0.00
1 -	SEBMS ELASTOMERIC BEARING STEEL GIRDERS (1 OF 3)	SABH	\$ 448.76	\$448.76	100%	\$448.76	100%	\$0.00	\$0.00
1 -	SEBMS ELASTOMERIC BEARING STEEL GIRDERS (2 OF 3)	SABH	\$ 448.76	\$448.76	100%	\$448.76	100%	\$0.00	\$0.00
1 -	SEBMS ELASTOMERIC BEARING STEEL GIRDERS (3 OF 3)	SABH	\$ 448.76	\$448.76	100%	\$448.76	100%	\$0.00	\$0.00
1 -	SEBMS ELASTOMERIC BEARING STEEL GIRDERS (1 OF 3)	SABH	\$ 448.76	\$448.76	100%	\$448.76	100%	\$0.00	\$0.00
1 -	SEBMS ELASTOMERIC BEARING STEEL GIRDERS (2 OF 3)	SABH	\$ 448.76	\$448.76	100%	\$448.76	100%	\$0.00	\$0.00
1 -	SEBMS ELASTOMERIC BEARING STEEL GIRDERS (3 OF 3)	SABH	\$ 448.76	\$448.76	100%	\$448.76	100%	\$0.00	\$0.00
1 -	SEBMS ELASTOMERIC BEARING STEEL GIRDERS (1 OF 3)	SABH	\$ 448.76	\$448.76	100%	\$448.76	100%	\$0.00	\$0.00
1 -	SEBMS ELASTOMERIC BEARING STEEL GIRDERS (2 OF 3)	SABH	\$ 448.76	\$448.76	100%	\$448.76	100%	\$0.00	\$0.00
1 -	SEBMS ELASTOMERIC BEARING STEEL GIRDERS (3 OF 3)	SABH	\$ 448.76	\$448.76	100%	\$448.76	100%	\$0.00	\$0.00
1 -	SEBMS ELASTOMERIC BEARING STEEL GIRDERS (1 OF 3)	SABH	\$ 448.76	\$448.76	100%	\$448.76	100%	\$0.00	\$0.00
1 -	SEBMS ELASTOMERIC BEARING STEEL GIRDERS (2 OF 3)	SABH	\$ 448.76	\$448.76	100%	\$448.76	100%	\$0.00	\$0.00
1 -	SEBMS ELASTOMERIC BEARING STEEL GIRDERS (3 OF 3)	SABH	\$ 448.76	\$448.76	100%	\$448.76	100%	\$0.00	\$0.00
1 -	SEBMS ELASTOMERIC BEARING STEEL GIRDERS (1 OF 3)	SABH	\$ 448.76	\$448.76	100%	\$448.76	100%	\$0.00	\$0.00
1 -	SEBMS ELASTOMERIC BEARING STEEL GIRDERS (2 OF 3)	SABH	\$ 448.76	\$448.76	100%	\$448.76	100%	\$0.00	\$0.00
1 -	SEBMS ELASTOMERIC BEARING STEEL GIRDERS (3 OF 3)	SABH	\$ 448.76	\$448.76	100%	\$448.76	100%	\$0.00	\$0.00
1 -	SEBMS ELASTOMERIC BEARING STEEL GIRDERS (1 OF 3)	SABH	\$ 448.76	\$448.76	100%	\$448.76	100%	\$0.00	\$0.00
1 -	SEBMS ELASTOMERIC BEARING STEEL GIRDERS (2 OF 3)	SABH	\$ 448.76	\$448.76	100%	\$448.76	100%	\$0.00	\$0.00
1 -	SEBMS ELASTOMERIC BEARING STEEL GIRDERS (3 OF 3)	SABH	\$ 448.76	\$448.76	100%	\$448.76	100%	\$0.00	\$0.00
1 -	SEBMS ELASTOMERIC BEARING STEEL GIRDERS (1 OF 3)	SABH	\$ 448.76	\$448.76	100%	\$448.76	100%	\$0.00	\$0.00
1 -	SEBMS ELASTOMERIC BEARING STEEL GIRDERS (2 OF 3)	SABH	\$ 448.76	\$448.76	100%	\$448.76	100%	\$0.00	\$0.00
1 -	SEBMS ELASTOMERIC BEARING STEEL GIRDERS (3 OF 3)	SABH	\$ 448.76	\$448.76	100%	\$448.76	100%	\$0.00	\$0.00
1 -	SEBMS ELASTOMERIC BEARING STEEL GIRDERS (1 OF 3)	SABH	\$ 448.76	\$448.76	100%	\$448.76	100%	\$0.00	\$0.00
1 -	SEBMS ELASTOMERIC BEARING STEEL GIRDERS (2 OF 3)	SABH	\$ 448.76	\$448.76	100%	\$448.76	100%	\$0.00	\$0.00
1 -	SEBMS ELASTOMERIC BEARING STEEL GIRDERS (3 OF 3)	SABH	\$ 448.76	\$448.76	100%	\$448.76	100%	\$0.00	\$0.00
1 -	SEBMS ELASTOMERIC BEARING STEEL GIRDERS (1 OF 3)	SABH	\$ 448.76	\$448.76	100%	\$448.76	100%	\$0.00	\$0.00
1 -	SEBMS ELASTOMERIC BEARING STEEL GIRDERS (2 OF 3)	SABH	\$ 448.76	\$448.76	100%	\$448.76	100%	\$0.00	\$0.00
1 -	SEBMS ELASTOMERIC BEARING STEEL GIRDERS (3 OF 3)	SABH	\$ 448.76	\$448.76	100%	\$448.76	100%	\$0.00	\$0.00
1 -	SEBMS ELASTOMERIC BEARING STEEL GIRDERS (1 OF 3)	SABH	\$ 448.76	\$448.76	100%	\$448.76	100%	\$0.00	\$0.00
1 -	SEBMS ELASTOMERIC BEARING STEEL GIRDERS (2 OF 3)	SABH	\$ 448.76	\$448.76	100%	\$448.76	100%	\$0.00	\$0.00
1 -	SEBMS ELASTOMERIC BEARING STEEL GIRDERS (3 OF 3)	SABH	\$ 448.76	\$448.76	100%	\$448.76	100%	\$0.00	\$0.00
1 -	SEBMS ELASTOMERIC BEARING STEEL GIRDERS (1 OF 3)	SABH	\$ 448.76	\$448.76	100%	\$448.76	100%	\$0.00	\$0.00
1 -	SEBMS ELASTOMERIC BEARING STEEL GIRDERS (2 OF 3)	SABH	\$ 448.76	\$448.76	100%	\$448.76	100%	\$0.00	\$0.00
1 -	SEBMS ELASTOMERIC BEARING STEEL GIRDERS (3 OF 3)	SABH	\$ 448.76	\$448.76	100%	\$448.76	100%	\$0.00	\$0.00
1 -	SEBMS ELASTOMERIC BEARING STEEL GIRDERS (1 OF 3)	SABH	\$ 448.76	\$448.76	100%	\$448.76	100%	\$0.00	\$0.00
1 -	SEBMS ELASTOMERIC BEARING STEEL GIRDERS (2 OF 3)	SABH	\$ 448.76	\$448.76	100%	\$448.76	100%	\$0.00	\$0.00
1 -	SEBMS ELASTOMERIC BEARING STEEL GIRDERS (3 OF 3)	SABH	\$ 448.76	\$448.76	100%	\$448.76	100%	\$0.00	\$0.00
1 -	SEBMS ELASTOMERIC BEARING STEEL GIRDERS (1 OF 3)	SABH	\$ 448.76	\$448.76	100%	\$448.76	100%	\$0.00	\$0.00
1 -	SEBMS ELASTOMERIC BEARING STEEL GIRDERS (2 OF 3)	SABH	\$ 448.76	\$448.76	100%	\$448.76	100%	\$0.00	\$0.00
1 -	SEBMS ELASTOMERIC BEARING STEEL GIRDERS (3 OF 3)	SABH	\$ 448.76	\$448.76	100%	\$448.76	100%	\$0.00	\$0.00
1 -	SEBMS ELASTOMERIC BEARING STEEL GIRDERS (1 OF 3)	SABH	\$ 448.76	\$448.76	100%	\$448.76	100%	\$0.00	\$0.00
1 -	SEBMS ELASTOMERIC BEARING STEEL GIRDERS (2 OF 3)	SABH	\$ 448.76	\$448.76	100%	\$448.76	100%	\$0.00	\$0.00
1 -	SEBMS ELASTOMERIC BEARING STEEL GIRDERS (3 OF 3)	SABH	\$ 448.76	\$448.76	100%	\$448.76	100%	\$0.00	\$0.00
1 -	SEBMS ELASTOMERIC BEARING STEEL GIRDERS (1 OF 3)	SABH	\$ 448.76	\$448.76	100%	\$448.76	100%	\$0.00	\$0.00
1 -	SEBMS ELASTOMERIC BEARING STEEL GIRDERS (2 OF 3)	SABH	\$ 448.76	\$448.76	100%	\$448.76	100%	\$0.00	\$0.00
1 -	SEBMS ELASTOMERIC BEARING STEEL GIRDERS (3 OF 3)	SABH	\$ 448.76	\$448.76	100%	\$448.76	100%	\$0.00	\$0.00
1 -	SEBMS ELASTOMERIC BEARING STEEL GIRDERS (1 OF 3)	SABH	\$ 448.76	\$448.76	100%	\$448.76	100%	\$0.00	\$0.00
1 -	SEBMS ELASTOMERIC BEARING STEEL GIRDERS (2 OF 3)	SABH	\$ 448.76	\$448.76	100%	\$448.76	100%	\$0.00	\$0.00
1 -	SEBMS ELASTOMERIC BEARING STEEL GIRDERS (3 OF 3)	SABH	\$ 448.76	\$448.76	100%	\$448.76	100%	\$0.00	\$0.00
1 -	SEBMS ELASTOMERIC BEARING STEEL GIRDERS (1 OF 3)	SABH	\$ 448.76	\$448.76	100%	\$448.76	100%	\$0.00	\$0.00
1 -	SEBMS ELASTOMERIC BEARING STEEL GIRDERS (2 OF 3)	SABH	\$ 448.76	\$448.76	100%	\$448.76	100%	\$0.00	\$0.00
1 -	SEBMS ELASTOMERIC BEARING STEEL GIRDERS (3 OF 3)	SABH	\$ 448.76	\$448.76	100%	\$448.76	100%	\$0.00	\$0.00
1 -	SEBMS ELASTOMERIC BEARING STEEL GIRDERS (1 OF 3)	SABH	\$ 448.76	\$448.76	100%	\$448.76	100%	\$0.00	\$0.00
1 -	SEBMS ELASTOMERIC BEARING STEEL GIRDERS (2 OF 3)	SABH	\$ 448.76	\$448.76	100%	\$448.76	100%	\$0.00	\$0.00
1 -	SEBMS ELASTOMERIC BEARING STEEL GIRDERS (3 OF 3)	SABH	\$ 448.76	\$448.76	100%	\$448.76	100%	\$0.00	\$0.00
1 -	SEBMS ELASTOMERIC BEARING STEEL GIRDERS (1 OF 3)	SABH	\$ 448.76	\$448.76	100%	\$448.76	100%	\$0.00	\$0.00
1 -	SEBMS ELASTOMERIC BEARING STEEL GIRDERS (2 OF 3)	SABH	\$ 448.76	\$448.76	100%	\$448.76	100%	\$0.00	\$0.00
1 -	SEBMS ELASTOMERIC BEARING STEEL GIRDERS (3 OF 3)	SABH	\$ 448.76	\$448.76	100%	\$448.76	100%	\$0.00	\$0.00
1 -	SEBMS ELASTOMERIC BEARING STEEL GIRDERS (1 OF 3)	SABH	\$ 448.76	\$448.76	100%	\$448.76	100%	\$0.00	\$0.00
1 -	SEBMS ELASTOMERIC BEARING STEEL GIRDERS (2 OF 3)	SABH	\$ 448.76	\$448.76	100%	\$448.76	100%	\$0.00	\$0.00
1 -	SEBMS ELASTOMERIC BEARING STEEL GIRDERS (3 OF 3)	SABH	\$ 448.76	\$448.76	100%	\$448.76	100%	\$0.00	\$0.00
1 -	SEBMS ELASTOMERIC BEARING STEEL GIRDERS (1 OF 3)	SABH	\$ 448.76	\$448.76	100%	\$448.76	100%	\$0.00	\$0.00
1 -	SEBMS ELASTOMERIC BEARING STEEL GIRDERS (2 OF 3)	SABH	\$ 448.76	\$448.76	100%	\$448.76	100%	\$0.00	\$0.00
1 -	SEBMS ELASTOMERIC BEARING STEEL GIRDERS (3 OF 3)	SABH	\$ 448.76	\$448.76	100%	\$448.76	100%	\$0.00	\$0.00
1 -	SEBMS ELASTOMERIC BEARING STEEL GIRDERS (1 OF 3)	SABH	\$ 448.76	\$448.76	100%	\$448.76	100%	\$0.00	\$0.00
1 -	SEBMS ELASTOMERIC BEARING STEEL GIRDERS (2 OF 3)	SABH	\$ 448.76	\$448.76	100%	\$448.76	100%	\$0.00	\$0.00
1 -	SEBMS ELASTOMERIC BEARING STEEL GIRDERS (3 OF 3)	SABH	\$ 448.76	\$448.76	100%	\$448.76	100%	\$0.00	\$0.00
1 -	SEBMS ELASTOMERIC BEARING STEEL GIRDERS (1 OF 3)	SABH	\$ 448.76	\$448.76	100%	\$448.76	100%	\$0.00	\$0.00
1 -	SEBMS ELASTOMERIC BEARING STEEL GIRDERS (2 OF 3)	SABH	\$ 448.76	\$448.76	100%	\$448.76	100%	\$0.00	\$0.00
1 -	SEBMS ELASTOMERIC BEARING STEEL GIRDERS (3 OF 3)	SABH	\$ 448.76	\$448.76	100%	\$448.76	100%	\$0.00	\$0.00
1 -	SEBMS ELASTOMERIC BEARING STEEL GIRDERS (1 OF 3)	SABH	\$ 448.76	\$448.76	100%	\$448.76	100%	\$0.00	\$0.00
1 -	SEBMS ELASTOMERIC BEARING STEEL GIRDERS (2 OF 3)	SABH	\$ 448.76	\$448.76	100%	\$448.76	100%	\$0.00	\$0.00
1 -	SEBMS ELASTOMERIC BEARING STEEL GIRDERS (3 OF 3)	SABH	\$ 448.76	\$448.76	100%	\$448.76	100%	\$0.00	\$0.00
1 -	SEBMS ELASTOMERIC BEARING STEEL GIRDERS (1 OF 3)	SABH	\$ 448.76	\$448.76	100%	\$448.76	100%	\$0.00	\$0.00
1 -	SEBMS ELASTOMERIC BEARING STEEL GIRDERS (2 OF 3)	SABH	\$ 448.76	\$448.76	100%	\$448.76	100%	\$0.00	\$0.00
1 -	SEBMS ELASTOMERIC BEARING STEEL GIRDERS (3 OF 3)	SABH	\$ 448.76	\$448.76	100%	\$448.76	100%	\$0.00	\$0.00
1 -	SEBMS ELASTOMERIC BEARING STEEL GIRDERS (1 OF 3)	SABH	\$ 448.76	\$448.76	100%	\$448.76	100%	\$0.00	\$0.00
1 -	SEBMS ELASTOMERIC BEARING STEEL GIRDERS (2 OF 3)	SABH	\$ 448.76	\$448.76	100%	\$448.76	100%	\$0.00	\$0.00
1 -	SEBMS ELASTOMERIC BEARING STEEL GIRDERS (3 OF 3)	SABH	\$ 448.76	\$448.76	100%	\$448.76	100%	\$0.00	\$0.00
1 -	SEBMS ELASTOMERIC BEARING STEEL GIRDERS (1 OF 3)	SABH	\$ 448.76	\$448.76	100%	\$448.76	100%	\$0.00	\$0.00
1 -	SEBMS ELASTOMERIC BEARING STEEL GIRDERS (2 OF 3)	SABH	\$ 448.76	\$448.76	100%	\$448.76	100%	\$0.00	\$0.00
1 -	SEBMS ELASTOMERIC BEARING STEEL GIRDERS (3 OF 3)	SABH	\$ 448.76	\$448.76	100%	\$448.76	100%	\$0.00	\$0.00
1 -	SEBMS ELASTOMERIC BEARING STEEL GIRDERS (1 OF 3)	SABH	\$						

JULY 2016 INVOICE

Project: SH 365 PS&E Development
 Mile: 3627-01-001
 County: Hidalgo County

Bill Through:	7/31/2016
Client:	HCRMA
Contract:	
WA No.:	2

Func Code	TASK DESCRIPTION	FIRM	CONTRACTED FEE (\$)	PREVIOUSLY INVOICED		INVOICED TO DATE	BALANCE	AMOUNT DUE THIS INVOICE
				(\$ AMOUNT)	(% COMPLETED)			
	EAST BOUND MAIN LANE BRIDGE OVER HIGHLINE							
1	BRIDGE LAYOUTS	SABH	\$ 8,760.00	\$6,584.69	98%		\$175.20	\$0.00
1	BRIDGE LAYOUTS	SABH	\$ 7,685.17	\$7,727.47	98%		\$157.47	\$0.00
2	FOUNDATION LAYOUTS	SABH	\$ 8,387.87	\$8,387.87	98%		\$171.18	\$0.00
3	ABUTMENTS	SABH	\$ 6,560.66	\$6,722.66	98%		\$162.00	\$0.00
2	INTERIOR BENTS	SABH	\$ 2,960.48	\$2,901.27	98%		\$59.21	\$0.00
2	CONIC SLAB SPAN	SABH	\$ 5,768.31	\$5,643.14	98%		\$125.17	\$0.00
1	CONIC FRAMING PLAN & BEAM REPORT	SABH	\$ 3,035.26	\$2,974.55	98%		\$60.71	\$0.00
1	CONIC TYPICAL SECTIONS AND DEFLECTIONS	SABH	\$ 7,271.61	\$7,125.18	98%		\$146.43	\$0.00
2	PIERS TRUSS GIRDER DESIGN	SABH	\$ 5,918.05	\$5,799.69	98%		\$118.36	\$0.00
2	PIERS TRUSS GIRDER TREATMENT	SABH	\$ 4,145.33	\$4,092.73	98%		\$52.60	\$0.00
1	CHAIN DETAILS	SABH	\$ 2,303.36	\$2,257.29	98%		\$46.07	\$0.00
	SUB-TOTAL SHEETS-EAST BOUND MAIN LANE BRIDGE OVER HIGHLINE	\$	\$ 71,285.72	\$69,840.41	98%		\$1,425.31	
	SUB-TOTAL SHEETS-BRIDGE STANDARDS (FOR BOTH SAB AND UNINTECH)							
	SUB-TOTAL BRIDGE SHEETS	\$	\$ 7,628.92	\$0.00	0%		\$7,628.92	\$0.00
	PASIC SERVICES-BRIDGE AND RETAINING WALL DESIGN-UNINTECH	UCE	\$	\$52,629.75	96%		\$28,885.25	\$0.00
	BASIC SERVICES-SWMP DOCS LOGISTICS	DOCS	\$	\$69,176.30	82%		\$12,743.88	\$948.34
	FEDERAL SERVICES-TERRAZCO LOGISTICS	TEER	\$	\$40,442.79	82%		\$7,522.84	\$27,430.32
	BASIC SERVICES-TERRAZCO LOGISTICS	DOCS	\$	\$10,826.16	82%		\$2,076.46	\$1,647.08
	TOTAL SUBS (UNINTECH, TERRAZCO AND DOCS LOGISTICS)	\$	\$ 1,241,957.39	\$ 1,120,954.29	90%		\$120,993.10	\$40,065.71
	VIA TRAFFIC ITEMS							
162	0 - FC 102 - SIGNING, PAVEMENT MARKINGS AND SIGNALIZATION							
	0 - SIGNALIZATION (5 INTERSECTIONS)							
5	5 - TRAFFIC SIGNAL EXISTING CONDITIONS LAYOUT	SABH	\$ 7,885.64	\$7,531.93	96%		\$353.71	\$0.00
5	5 - TRAFFIC SIGNAL PROPOSED LAYOUT	SABH	\$ 16,698.68	\$16,364.71	98%		\$333.97	\$0.00
5	5 - TRAFFIC SIGNAL ELECTRICAL DETAILS	SABH	\$ 15,769.24	\$15,453.86	98%		\$315.38	\$0.00
8	8 - PROPOSED ELECTRICAL WIRING DIAGRAM	SABH	\$ 15,769.24	\$15,453.86	98%		\$315.38	\$0.00
2	2 - TRAFFIC SIGNAL NOTES & DETAILS	SABH	\$ 2,738.08	\$2,684.30	98%		\$53.78	\$0.00
2	2 - TRAFFIC SIGNAL ESTIMATED QUANTITIES	SABH	\$ 1,681.44	\$1,628.21	98%		\$53.23	\$0.00
17	17 - TRAFFIC SIGNAL STANDARDS	SABH	\$ 3,205.00	\$3,148.41	98%		\$56.59	\$0.00
0	0 - FC 162-PREPARE SIGNING & PAVEMENT MARKING DESIGN							
38	38 - SIGNING LAYOUT (1:100) (MAINLANES & RTTG RDS)	SABH	\$ 31,036.00	\$30,415.28	98%		\$620.72	\$0.00
38	38 - PAVEMENT MARKINGS LAYOUT (1:100) (MAINLANES & RTTG RDS)	SABH	\$ 31,399.28	\$30,771.29	98%		\$627.99	\$0.00
18	18 - SIGNING LAYOUT (1:100) (INTERSECTING ROADS)	SABH	\$ 7,676.14	\$7,425.21	98%		\$250.93	\$0.00
4	4 - SMALL SIGN SUMMARY	SABH	\$ 7,388.09	\$7,265.10	98%		\$122.99	\$0.00
2	2 - LARGE SIGN SUMMARY	SABH	\$ 4,203.89	\$4,121.77	98%		\$82.12	\$0.00
8	8 - LARGE SIGN DETAILS	SABH	\$ 12,193.64	\$11,949.77	98%		\$243.87	\$0.00
0	0 - SIGNING AND PAVEMENT MARKING STANDARDS:							
5	5 - TSR11-08 THRU TSR51-08	SABH	\$ 188.80	\$188.80	100%		\$0.00	\$0.00
5	5 - SM2G01-08	SABH	\$ 188.80	\$188.80	100%		\$0.00	\$0.00
4	4 - SM2S11-08 THRU (SLIP-3)-08	SABH	\$ 188.80	\$188.80	100%		\$0.00	\$0.00
5	5 - SM2S11-08 THRU (SLIP-3)-08	SABH	\$ 188.80	\$188.80	100%		\$0.00	\$0.00
5	5 - SM2T11-08 THRU (SLIP-3)-08	SABH	\$ 188.80	\$188.80	100%		\$0.00	\$0.00
5	5 - SM2T11-08 THRU (SLIP-3)-08	SABH	\$ 188.80	\$188.80	100%		\$0.00	\$0.00
5	5 - SM2T11-08 THRU (SLIP-3)-08	SABH	\$ 188.80	\$188.80	100%		\$0.00	\$0.00
5	5 - SM2T11-08 THRU (SLIP-3)-08	SABH	\$ 188.80	\$188.80	100%		\$0.00	\$0.00
5	5 - SM2T11-08 THRU (SLIP-3)-08	SABH	\$ 188.80	\$188.80	100%		\$0.00	\$0.00
5	5 - SM2T11-08 THRU (SLIP-3)-08	SABH	\$ 188.80	\$188.80	100%		\$0.00	\$0.00
5	5 - SM2T11-08 THRU (SLIP-3)-08	SABH	\$ 188.80	\$188.80	100%		\$0.00	\$0.00
5	5 - SM2T11-08 THRU (SLIP-3)-08	SABH	\$ 188.80	\$188.80	100%		\$0.00	\$0.00
5	5 - SM2T11-08 THRU (SLIP-3)-08	SABH	\$ 188.80	\$188.80	100%		\$0.00	\$0.00
5	5 - SM2T11-08 THRU (SLIP-3)-08	SABH	\$ 188.80	\$188.80	100%		\$0.00	\$0.00
5	5 - SM2T11-08 THRU (SLIP-3)-08	SABH	\$ 188.80	\$188.80	100%		\$0.00	\$0.00
5	5 - SM2T11-08 THRU (SLIP-3)-08	SABH	\$ 188.80	\$188.80	100%		\$0.00	\$0.00
5	5 - SM2T11-08 THRU (SLIP-3)-08	SABH	\$ 188.80	\$188.80	100%		\$0.00	\$0.00
5	5 - SM2T11-08 THRU (SLIP-3)-08	SABH	\$ 188.80	\$188.80	100%		\$0.00	\$0.00
5	5 - SM2T11-08 THRU (SLIP-3)-08	SABH	\$ 188.80	\$188.80	100%		\$0.00	\$0.00
5	5 - SM2T11-08 THRU (SLIP-3)-08	SABH	\$ 188.80	\$188.80	100%		\$0.00	\$0.00
5	5 - SM2T11-08 THRU (SLIP-3)-08	SABH	\$ 188.80	\$188.80	100%		\$0.00	\$0.00
5	5 - SM2T11-08 THRU (SLIP-3)-08	SABH	\$ 188.80	\$188.80	100%		\$0.00	\$0.00
5	5 - SM2T11-08 THRU (SLIP-3)-08	SABH	\$ 188.80	\$188.80	100%		\$0.00	\$0.00
5	5 - SM2T11-08 THRU (SLIP-3)-08	SABH	\$ 188.80	\$188.80	100%		\$0.00	\$0.00
5	5 - SM2T11-08 THRU (SLIP-3)-08	SABH	\$ 188.80	\$188.80	100%		\$0.00	\$0.00
5	5 - SM2T11-08 THRU (SLIP-3)-08	SABH	\$ 188.80	\$188.80	100%		\$0.00	\$0.00
5	5 - SM2T11-08 THRU (SLIP-3)-08	SABH	\$ 188.80	\$188.80	100%		\$0.00	\$0.00
5	5 - SM2T11-08 THRU (SLIP-3)-08	SABH	\$ 188.80	\$188.80	100%		\$0.00	\$0.00
5	5 - SM2T11-08 THRU (SLIP-3)-08	SABH	\$ 188.80	\$188.80	100%		\$0.00	\$0.00
5	5 - SM2T11-08 THRU (SLIP-3)-08	SABH	\$ 188.80	\$188.80	100%		\$0.00	\$0.00
5	5 - SM2T11-08 THRU (SLIP-3)-08	SABH	\$ 188.80	\$188.80	100%		\$0.00	\$0.00
5	5 - SM2T11-08 THRU (SLIP-3)-08	SABH	\$ 188.80	\$188.80	100%		\$0.00	\$0.00
5	5 - SM2T11-08 THRU (SLIP-3)-08	SABH	\$ 188.80	\$188.80	100%		\$0.00	\$0.00
5	5 - SM2T11-08 THRU (SLIP-3)-08	SABH	\$ 188.80	\$188.80	100%		\$0.00	\$0.00
5	5 - SM2T11-08 THRU (SLIP-3)-08	SABH	\$ 188.80	\$188.80	100%		\$0.00	\$0.00
5	5 - SM2T11-08 THRU (SLIP-3)-08	SABH	\$ 188.80	\$188.80	100%		\$0.00	\$0.00
5	5 - SM2T11-08 THRU (SLIP-3)-08	SABH	\$ 188.80	\$188.80	100%		\$0.00	\$0.00
5	5 - SM2T11-08 THRU (SLIP-3)-08	SABH	\$ 188.80	\$188.80	100%		\$0.00	\$0.00
5	5 - SM2T11-08 THRU (SLIP-3)-08	SABH	\$ 188.80	\$188.80	100%		\$0.00	\$0.00
5	5 - SM2T11-08 THRU (SLIP-3)-08	SABH	\$ 188.80	\$188.80	100%		\$0.00	\$0.00
5	5 - SM2T11-08 THRU (SLIP-3)-08	SABH						

Dina hidden
 will be
 in for
 not



Project: SH 355 P&SE Development
Limits: 3627-41-464
County: Hidalgo County

JULY 2016 INVOICE



Bid Through: 7/31/2016
Client: HCRMA
Contract: WA No.: 2

Func Code	TASK DESCRIPTION	FIRM	CONTRACTED FEE (\$)	PREVIOUSLY INVOICED (\$ AMOUNT)	INVOICED TO DATE (\$ AMOUNT)	BALANCE	AMOUNT DUE THIS INVOICE
163	FC 163 - MISCELLANEOUS - HIGH MAST ILLUMINATION						
	0 - PREPARE ILLUMINATION DESIGN:						
	10 - ILLUMINATION LAYOUT	SABH	\$ 2,367.70	\$2,367.70	\$2,367.70	\$47.37	\$0.00
	10 - ILLUMINATION LAYOUT	SABH	\$ 12,605.00	\$12,605.00	\$12,605.00	\$366.10	\$0.00
	7 - UNDERPASS LIGHTING	SABH	\$ 1,181.25	\$1,181.25	\$1,181.25	\$391.45	\$0.00
	10 - LIGHTING CONTOUR	SABH	\$ 9,101.36	\$9,101.36	\$9,101.36	\$194.03	\$0.00
	6 - MISCELLANEOUS ILLUMINATION DETAILS	SABH	\$ 6,558.96	\$6,558.96	\$6,558.96	\$118.18	\$0.00
	0 - ILLUMINATION STANDARDS	SABH	\$ 937.74	\$937.74	\$937.74	\$19.95	\$0.00
	7 - EQ(1) THRU EQ(7) 00						
	2 - RIGID LUM 1 THRU LUM(2) 07	SABH	\$ 377.60	\$377.60	\$377.60	\$0.00	\$0.00
	2 - SP-20(1) THRU (2)	SABH	\$ 377.60	\$377.60	\$377.60	\$0.00	\$0.00
	TS-PD-09	SABH	\$ 188.80	\$188.80	\$188.80	\$0.00	\$0.00
	LUM-A-08	SABH	\$ 188.80	\$188.80	\$188.80	\$0.00	\$0.00
	RIG (UP-27)	SABH	\$ 188.80	\$188.80	\$188.80	\$0.00	\$0.00
	SUB-TOTAL FC 163-MISCELLANEOUS-HIGH MAST ILLUMINATION IRRIGATION DETAILS		\$ 63,703.72	\$62,463.63	\$62,463.63	\$1,240.09	\$0.00
	COORDINATION WITH HCRMA (SUPPLEMENTAL)						
	COORDINATION WITH DCS AND IRRIGATION DISTRICT (SUPPLEMENTAL)						
	REVIEW IRRIGATION LAYOUTS, QUANTITIES AND STANDARDS (SUPPLEMENTAL)						
	REVISED P & P SHEETS AND U AND D SHEETS WITH IRRIGATION CROSSINGS (SUPPLEMENTAL)						
	SUB-TOTAL IRRIGATION DETAILS		\$ 16,695.00	\$16,695.00	\$16,695.00	\$335.82	\$0.00
163	FC 163 - Misc						
	0 - PREPARE SWP :						
	0 - SWP NARRATIVE (BY DOS)	SABH	\$ 1,760.00	\$1,760.00	\$1,760.00	\$35.20	\$0.00
	0 - SWP LAYOUTS (BY DOS)	SABH	\$ 6,558.00	\$6,558.00	\$6,558.00	\$133.12	\$0.00
	0 - MISCELLANEOUS SWP DETAILS (BY DOS)	SABH	\$ 5,888.00	\$5,888.00	\$5,888.00	\$117.76	\$0.00
	0 - SWP STANDARDS:						
	0 - EC(1) THRU (3) 33 (BY DOS)	SABH	\$ 5,392.00	\$5,392.00	\$5,392.00	\$107.84	\$0.00
	0 - CONDUCT SENSITIVE AREAS INVESTIGATION						
	2 - EPG SHEETS	SABH	\$ 7,447.36	\$7,447.36	\$7,447.36	\$148.95	\$0.00
	0 - PREPARE WETLAND MITIGATION PLAN (BY DOS)						
	0 - PREPARE MISCELLANEOUS DETAILS (BY DOS)						
	SUB-TOTAL FC 163-MISC		\$ 7,447.36	\$7,298.41	\$7,298.41	\$148.95	\$0.00
	X. MISCELLANEOUS						
	0 - LANDSCAPING/IRRIGATION (To Be Provided by HCRMA)						
	0 - AESTHETIC PLAN (To Be Provided by HCRMA)						
	0 - AESTHETIC DETAILS (To Be Provided by HCRMA)						
	SUB-TOTAL FC 163-MISCELLANEOUS-LANDSCAPING/AESTHETICS		\$ 775.56	\$0.00	\$0.00	\$775.56	\$0.00
163	FC 163 - MISCELLANEOUS - CROSS SECTIONS						
	150 - CROSS SECTIONS (RDWY & DETENTION) (11x17 SHEETS) Includes Earthwork Calculations	SABH	\$ 53,619.20	\$52,546.82	\$52,546.82	\$1,072.38	\$0.00
	SUB-TOTAL FC 163-MISCELLANEOUS CROSS SECTIONS		\$ 53,619.20	\$52,546.82	\$52,546.82	\$1,072.38	\$0.00
163	FC 163 - MISCELLANEOUS ROADWAY - RIGID PAVEMENT (CONC)						
	7 - REVISED PROPOSED TYPICAL SECTIONS SHEETS FOR CONCRETE PAVEMENT	SABH	\$ 7,093.72	\$6,956.75	\$6,956.75	\$141.97	\$0.00
	3 - REVISED PROPOSED E AND Q SHEETS	SABH	\$ 12,867.12	\$12,609.78	\$12,609.78	\$257.34	\$0.00
	15 - REVISED EARTH WORK SHEETS FOR CONCRETE BASE BID	SABH	\$ 5,175.32	\$5,072.40	\$5,072.40	\$102.92	\$0.00
	6 - REVISED RETAINING WALLS TYPICAL SECTIONS FOR CONCRETE PAVEMENT	SABH	\$ 6,165.28	\$6,045.89	\$6,045.89	\$119.39	\$0.00
	4 - REVISED CROSS CULVERT DETAILS SHEETS	SABH	\$ 4,950.54	\$4,890.35	\$4,890.35	\$59.19	\$0.00
	10 - REVISED PROPOSED IRRIGATION CROSSINGS DETAILS FOR CONCRETE PAVEMENT	SABH	\$ 6,440.38	\$6,331.45	\$6,331.45	\$108.93	\$0.00
	4 - CONCRETE PAVEMENT - SPECIFICATION STANDARDS AND GENERAL NOTES	SABH	\$ 6,510.00	\$6,387.64	\$6,387.64	\$122.36	\$0.00
	18 - REVISED BRIDGE LAYOUTS (9 BRIDGES)	SABH	\$ 14,871.16	\$14,573.74	\$14,573.74	\$297.42	\$0.00
	24 - REVISED ABUTMENT CAPS, DETAILS AND QUANTITIES	SABH	\$ 14,871.16	\$14,573.74	\$14,573.74	\$297.42	\$0.00
	SUB-TOTAL FC 163-MISCELLANEOUS ROADWAY RIGID PAVEMENT (CONC)		\$ 101,002.46	\$99,041.21	\$99,041.21	\$1,961.25	\$0.00
163	FC 163 - MISCELLANEOUS ROADWAY						
	95% COMBINED SET	SABH	\$ 10,119.62	\$0.00	\$0.00	\$0.00	\$0.00
	TRAFFIC SIGNS DUE TO OFFSYSTEM DESIGNATION	SABH	\$ 10,119.62	\$0.00	\$0.00	\$0.00	\$0.00
	PLAN SHEETS REVISIONS FOR COMBINED SET AS PER TxDOT REQUIREMENTS	SABH	\$ 10,119.62	\$0.00	\$0.00	\$0.00	\$0.00
	1.5 DAY MERGED CONSTRUCTION SET WALKTHRU (TCP VALUE ENG/EST. REV)	SABH	\$ 10,119.62	\$0.00	\$0.00	\$0.00	\$0.00
	SUB-TOTAL FC 163-MISCELLANEOUS ROADWAY		\$ 35,238.42	\$0.00	\$0.00	\$0.00	\$0.00
	GRAND TOTAL		\$ 2,842,681.44	\$2,788,281.15	\$2,788,281.15	\$54,400.29	\$54,400.29



Project: SH 355 PS&E Development
Client: HCRMA
City: Hidalgo County

JULY 2016 INVOICE



Bill Through: 7/31/2016
Client: HCRMA
Contract: WA No. 2

Func Code	TASK DESCRIPTION	FIRM	CONTRACTED FEE (\$)	PREVIOUSLY INVOICED		INVOICED TO DATE		BALANCE	AMOUNT DUE THIS INVOICE
				(\$ AMOUNT)	(% COMPLETED)	(\$ AMOUNT)	(% COMPLETED)		
164	NON LABOR								
	REPRO 1179 SHEETS X \$2.00 / SHEET (MYLAR) - (1179 SHEETS X \$0.25) X 4/PAPER SHEET - CHECK PLOTS & REVIEW SETS - (1179 PAPER SHEETS X 10 SUBMITTAL SETS X \$0.25)	S&B	\$6,484.50	\$6,354.81	98%	\$6,354.81	98%	\$129.69	\$0.00
	REPRO 75 SHEETS X \$2.00 / SHEET (MYLAR) - (75 SHEETS X \$0.25) X 4/PAPER SHEET - CHECK PLOTS & REVIEW SETS - (75 PAPER SHEETS X 10 SUBMITTAL SETS X \$0.25) (Supp # 1)	S&B	\$412.50	\$0.00		\$0.00		\$412.50	\$0.00
	PLOTS (B&W ON BOND) - 1000 SF (20 FT PLAT x 20 PLOTS x 3FT Wide = 1000 SF) (Supp # 2)	S&B	\$1,800.00	\$1,764.00	98%	\$1,764.00	98%	\$36.00	\$0.00
	PLOTS (B&W ON BOND) - 1000 SF (20 FT PLAT x 20 PLOTS x 3FT Wide = 1000 SF) (Supp # 2)	S&B	\$4,400.00	\$4,352.00	99%	\$4,352.00	99%	\$48.00	\$0.00
	PLOTS (COLOR ON BOND) - 1000 SF (20 FT PLAT x 20 PLOTS x 3FT Wide = 1000 SF) (Supp # 2)	S&B	\$5,400.00	\$5,292.00	98%	\$5,292.00	98%	\$108.00	\$0.00
	PLOTS (COLOR ON BOND) - 1000 SF (20 FT PLAT x 20 PLOTS x 3FT Wide = 1000 SF) (Supp # 2)	S&B	\$5,400.00	\$5,292.00	98%	\$5,292.00	98%	\$108.00	\$0.00
	COLOR GRAPHICS ON FOAM BOARD (85.00 SF) (36" x 10' E) (Supp # 2)	S&B	\$900.00	\$882.00	99%	\$882.00	99%	\$18.00	\$0.00
	COLOR GRAPHICS ON FOAM BOARD (85.00 SF) (36" x 10' E) (Supp # 2)	S&B	\$900.00	\$882.00	99%	\$882.00	99%	\$18.00	\$0.00
	COURIER SERVICES - 100 / PACKAGE X 10 PACKAGES (Supp # 2)	S&B	\$200.00	\$196.00	98%	\$196.00	98%	\$4.00	\$0.00
	COURIER SERVICES - 100 / PACKAGE X 10 PACKAGES (Supp # 2)	S&B	\$200.00	\$196.00	98%	\$196.00	98%	\$4.00	\$0.00
	COURIER SERVICES - 100 / PACKAGE X 10 PACKAGES (Supp # 2)	S&B	\$400.00	\$392.00	98%	\$392.00	98%	\$8.00	\$0.00
	MILEAGE 24 TRIP x 30 MI / TRIP @ \$0.665/mile (Supp # 2)	S&B	\$408.00	\$398.66	98%	\$398.66	98%	\$9.34	\$0.00
	MILEAGE 24 TRIP x 30 MI / TRIP @ \$0.665/mile (Supp # 2)	S&B	\$408.00	\$398.66	98%	\$398.66	98%	\$9.34	\$0.00
	REPRO SHEETS X \$2.00/SHEET - (75 SHEETS X \$0.25) X 4/PAPER SHEET - CHECK PLOTS & REVIEW SETS - (75 PAPER SHEETS X 10 SUBMITTAL SETS X \$0.25) (Supp # 4)	S&B	\$298.25	\$292.13	98%	\$292.13	98%	\$6.12	\$0.00
	COURIER SERVICES - 100 / PACKAGE X 10 PACKAGES (Supp # 4)	S&B	\$200.00	\$196.00	98%	\$196.00	98%	\$4.00	\$0.00
	MILEAGE 10 TRIP x 30 MI/ TRIP @ \$0.665/mile (Supp # 4)	S&B	\$330.00	\$323.11	98%	\$323.11	98%	\$6.89	\$0.00
	Sub Total (F.C. 164) Non-Labor		\$	\$24,921.15	0%	\$24,921.15	0%	\$24,921.15	\$0.00
	Special Services (Add'l Submittals to BWC for Floodway Impacts)		\$	\$8,717.50	0%	\$8,717.50	0%	\$8,717.50	\$0.00
	PROJECT TOTAL		\$	\$3,833,914.48	92%	\$4,079,437.53	96%	\$184,140.89	\$145,523.05

Pay ↑
212
8/11/2016

Hidalgo County Regional Mobility Authority Subprovider Monitoring System

Period: July 1, 2016 through July 31, 2016

Total Contract Amount: \$5,013,998.30

Fill out Progress Assessment: Report with each estimate submitted, FOR ALL SUBCONTRACTS, and forward as follows:
1 Original with Invoice - Contract Manager and 1 Copy - Business Opportunity Programs Office, TXDOT, (512) 483-6177, 125 E. 11th, Austin, TX. 78701

Michael B. Bulant
Signature - Company Official or DBA/HUB Liaison Officer

8/3/2016
Date



HCRMA

HIDALGO COUNTY REGIONAL MOBILITY AUTHORITY

REQUEST FOR RECOMMENDATION ON PAYMENT

To: Dannenbaum Engineering
Attn: Louis Jones, HCRMA Project Manager
1109 Nolana Loop, Suite 208
McAllen, Texas 78504

Month and Year	06/01/16 - 06/30/16	
Contractor	S&B	
Project/WA	SH 365 Segment 1 WA #1	
Invoice #	12	Date: 7/7/16
Amount	\$ 4,287.48	
Date Sent	7/6/16	

Date Received		
Received by		
Recommendation:	<input checked="" type="checkbox"/> Approval	<input type="checkbox"/> Disapproval
Comments:		
		
Louis Jones, HCRMA Program Manager	Date <u>08/09/16</u>	
Recommendation:	<input checked="" type="checkbox"/> Approval	<input type="checkbox"/> Disapproval
Comments:		
		
Pilar Rodriguez, Executive Director	Date <u>8/11/2016</u>	

OK to approve
FR



S&B INFRASTRUCTURE, LTD.

INVOICE PERIOD: 06/01/15 through 06/30/16

INVOICE AMOUNT: \$ 4,287.48

July 07, 2016

Mr. Pilar Rodriguez, P.E. – Executive Director HCRMA
ATTN: Mr. Louis H. Jones, P.E. – Program Manager HCRMA
Hidalgo County Regional Mobility Authority
118 S. Cage Blvd., 4th Floor
Pharr, Texas 78577

RE: Work Authorization #1 on SH 365/TCC
Invoice No. 12

Dear Mr. Jones:

Attached for your review approval is our invoice for services rendered during the months of June 01, 2015 through June 30, 2016 on the subject referenced project. The below referenced work product deliverables have been uploaded via GroupWise to the following directory the following is attached:
2016-07-07 June Inv Backup

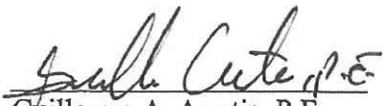
- Invoice No. 12
- Back up link:2016-07-07 June Inv Backup

The following is a narrative of the progress for this period.

TASK
FC110 : ROUTE AND DESIGN STUDIES
UPDATED: 100% Floodway Levee Analysis
FC161 : DRAINAGE
UPDATED: Coordination and meetings with IBWC
FC164 General Coordination
UPDATED: 100% completed;

Should you have any questions regarding this submittal, please do not hesitate to call me at (956) 926-5041.

Sincerely,



Guillermo A. Arratia, P.E.

Project Manager – S & B INFRASTRUCTURE, LTD.

cc: Gustavo Lopez, P.E.

Hyperlinks: 2016-07-07 June Inv Backup





I hereby certify that the attached invoice is true and correct, and that all services indicated have been provided.

S & B INFRASTRUCTURE, LTD.

A handwritten signature in black ink, appearing to read 'Daniel O. Rios', is written over a horizontal line.

Daniel O. Rios, P.E., Senior Vice President
Project Manager

IN ACCORDANCE WITH OUR CONTRACT,
PLEASE REMIT: \$4,287.48

S & B INFRASTRUCTURE, LTD.
JP MORGAN CHASE BANK
ABA/ROUTING NUMBER 111000614
BANK ACCOUNT # 22900007104

Payment Due: August 5, 2016



INVOICE

July 6, 2016

Regional Mobility Authority
Hidalgo County RMA
PO Box 1766
Pharr, TX 78577

Attention: Flor E. Koll

Project Description: SH385/TCC Modified Segment 2

WORK AUTHORIZATION NO. 1 AMOUNT: \$887,287.51 TYPE: LS

Invoice No.: U1695.100-12

Invoice Period: 06/01/15 through 06/30/16

WORK AUTHORIZATION NO.	1	AMOUNT:	\$887,287.51	TYPE: LS		
FUNCTION CODE	AUTHORIZED LIMIT	PERCENT COMPLETE	INVOICED TO DATE	PREVIOUSLY INVOICED	AMOUNT THIS INVOICE	
PS&E						
110	251,248.08	100.00%	251,248.08	250,352.05	896.03	
120	25,675.44	100.00%	25,675.44	25,675.44	-	
130	133,030.69	100.00%	133,030.69	133,030.69	-	
161	377,193.88	100.00%	377,193.88	376,245.55	948.33	
162	10,260.43	100.00%	10,260.43	10,260.43	-	
163	17,419.93	100.00%	17,419.93	17,419.93	-	
164	72,459.06	100.00%	72,459.06	70,015.94	2,443.12	
	887,287.51		887,287.51	883,000.03	4,287.48	

AMOUNT DUE THIS INVOICE:

\$ 4,287.48

Pay ↑
8/11/2016

PROJECT: SH 365 PS&E
 CLIENT: Hidalgo County RMA
 CONTRACT: CSJ
 COUNTY: Hidalgo County
 S & B JOB NO.: U1695

BILL THRU: 6/30/2016
 WORK AUTHORIZATION # 1

FUNCTION CODE	DESCRIPTION from Exhibit "B"	FIRM	PERCENT COMPLETE	ESTIMATED FEE	INVOICED TO DATE	PREVIOUSLY INVOICED	AMOUNT DUE THIS INVOICE
	LABOR						
110	ROUTE AND DESIGN STUDIES						
	Route Location Studies (Dicker Road to US 281)	S&BI	100%	\$34,273.84	\$34,273.84	\$34,273.84	\$0.00
	Develop Roadway Design Criteria	S&BI	100%	\$464.72	\$464.72	\$464.72	\$0.00
	Preliminary Cost Estimates	S&BI	100%	\$7,203.04	\$7,203.04	\$7,203.04	\$0.00
	Design Schematic (Moad Road to US 281)	S&BI	100%	\$133,319.20	\$133,319.20	\$133,319.20	\$0.00
	Preliminary ROW Requirements based on Cross Sections	S&BI	100%	\$27,447.44	\$27,447.44	\$27,447.44	\$0.00
	Design Concept Conference	S&BI	100%	\$5,403.80	\$5,403.80	\$5,403.80	\$0.00
	Assist in preparation and review Design Concept Conference Meeting Notes & DSR	S&BI	100%	\$1,731.08	\$1,731.08	\$1,731.08	\$0.00
	Value Engineering Study						
	Development of project drivers, constraints, decisions and commitments	S&BI	100%	\$3,921.10	\$3,921.10	\$3,921.10	\$0.00
	Development of functional areas, brain storming of ideas to be considered	S&BI	100%	\$3,921.10	\$3,921.10	\$3,921.10	\$0.00
	Development of advantages and disadvantages for each functional area	S&BI	100%	\$3,921.10	\$3,921.10	\$3,921.10	\$0.00
	Presentation of findings and development of report	S&BI	100%	\$3,921.10	\$3,921.10	\$3,921.10	\$0.00
	Attendance of study	UCE	100%	\$7,800.00	\$7,800.00	\$7,800.00	\$0.00
	Relocation of Floodway Levee Analysis	S&BI	100%	\$17,920.56	\$17,920.56	\$17,024.53	\$896.03
	Sub Total (F.C. 110-Route and Design Studies)			\$251,248.08	\$251,248.08	\$250,352.05	\$896.03
120	SOCIAL, ECONOMIC, AND ENVIRONMENTAL STUDIES, AND PUBLIC INVOLVEMENT						
	General FC 120 Categories						
	Assist PM for 2 Public Meetings	S&BI	100%	\$13,592.88	\$13,592.88	\$13,592.88	\$0.00
	Attend 2 Public Meetings	S&BI	100%	\$3,020.64	\$3,020.64	\$3,020.64	\$0.00
	Attend and Assist at stakeholders meetings	S&BI	100%	\$9,061.92	\$9,061.92	\$9,061.92	\$0.00
	Sub Total (F.C. 120) Labor			\$25,675.44	\$25,675.44	\$25,675.44	\$0.00
130	RIGHT-OF-WAY DATA						
	3						
	Oversight of Subcontractor	S&BI	100%	\$20,679.84	\$20,679.84	\$20,679.84	\$0.00
	Special Utility Coordination	S&BI	100%	\$22,922.85	\$22,922.85	\$22,922.85	\$0.00
	Utility Adjustments-Evaluate Conflicts & preliminary drawings for Agreements (See DOS man-hours for breakdown	DOS	100%	\$89,428.00	\$89,428.00	\$89,428.00	\$0.00
	Sub Total (F.C. 130) Labor			\$133,030.69	\$133,030.69	\$133,030.69	\$0.00

FUNCTION CODE	DESCRIPTION from Exhibit "B"	FIRM	PERCENT COMPLETE	ESTIMATED FEE	INVOICED TO DATE	PREVIOUSLY INVOICED	AMOUNT DUE THIS INVOICE
161	DRAINAGE						
	Drainage Area Maps - determine and calculate Overall and Individual Maps	S&B	100%	\$15,626.48	\$15,626.48	\$15,626.48	\$0.00
	Hydrologic data/discharge determination Existing and Proposed (WITHOUT HCDD1 FULLY DEVELOPED REQUEST)	S&B	100%	\$16,613.44	\$16,613.44	\$16,613.44	\$0.00
	Hydraulic Computations - Storm sewers/culverts---Sizing Existing and Proposed (WITHOUT HCDD1 FULLY DEVELOPED REQUEST)	S&B	100%	\$64,958.04	\$64,958.04	\$64,958.04	\$0.00
	Hydraulic Reports (Roadway Improvements) Existing and Proposed (WITHOUT HCDD1 FULLY DEVELOPED REQUEST)	S&B	100%	\$13,697.40	\$13,697.40	\$13,697.40	\$0.00
	FEMA floodway requirements	S&B	100%	\$9,642.64	\$9,642.64	\$9,642.64	\$0.00
	Outfall channel(s) outside ROW - analyze exist. or prop.	S&B	100%	\$33,779.52	\$33,779.52	\$33,779.52	\$0.00
	Levee Relocations	S&B	100%	\$60,006.56	\$60,006.56	\$60,006.56	\$0.00
	Levee Mitigation	S&B	100%	\$33,517.92	\$33,517.92	\$33,517.92	\$0.00
	Scour Calculation at pilot channel	S&B	100%	\$10,920.72	\$10,920.72	\$10,920.72	\$0.00
	Bridge Modeling within Floodway	S&B	100%	\$85,508.68	\$85,508.68	\$85,508.68	\$0.00
	Hydraulic Reports (Floodway and Levee Relocation)	S&B	100%	\$13,955.92	\$13,955.92	\$13,955.92	\$0.00
	IBWC Coordination	S&B	100%	\$18,966.56	\$18,966.56	\$18,966.56	\$948.33
	Sub Total (F.C. 161) Labor			\$377,193.88	\$377,193.88	\$376,245.55	\$948.33
162	SIGNING, MARKINGS AND SIGNALIZATION						
	Signing Layouts	S&B	100%	\$10,260.43	\$10,260.43	\$10,260.43	\$0.00
	Sub Total (F.C. 162) Labor			\$10,260.43	\$10,260.43	\$10,260.43	\$0.00
163	MISCELLANEOUS ROADWAY						
	Traffic Control Plan	S&B	100%	\$8,095.93	\$8,095.93	\$8,095.93	\$0.00
	Estimates for Utilities	S&B	100%	\$11,324.00	\$11,324.00	\$11,324.00	\$0.00
	Sub Total (F.C. 163) Labor			\$17,419.93	\$17,419.93	\$17,419.93	\$0.00
164	GENERAL COORDINATION						
	Project Manager (Proj Coord)(3 HRS/WK)	S&B	100%	\$10,886.56	\$10,886.56	\$10,474.79	\$213.77
	Project Manager Weekly Meeting (Proj. Rpt)	S&B	100%	\$3,485.40	\$3,485.40	\$3,415.69	\$69.71
	Proj. Meetings (30% & 100% Submittals)	S&B	100%	\$1,887.90	\$1,887.90	\$1,850.14	\$37.76
	Project Meetings and Monthly Coordination	S&B	100%	\$10,486.00	\$10,486.00	\$10,276.28	\$209.72
	Prepare Proj. Meetings Notes	S&B	100%	\$1,463.92	\$1,463.92	\$1,434.64	\$29.28
	Project Secretary/CLERICAL (2 hrs/week)	S&B	100%	\$11,316.08	\$11,316.08	\$11,089.76	\$226.32
	Sub Total (F.C. 164) Labor			\$39,327.86	\$39,327.86	\$38,541.30	\$786.56
	Total (F.C. 110-170) Labor			\$854,156.31	\$854,156.31	\$851,525.39	\$2,630.92

FUNCTION CODE	DESCRIPTION from Exhibit "B"	FIRM	PERCENT COMPLETE	ESTIMATED FEE	INVOICED TO DATE	PREVIOUSLY INVOICED	AMOUNT DUE THIS INVOICE
	NON LABOR						
	FedEx Courier	S & B (nl)	100%	\$660.00	\$660.00	\$627.00	\$33.00
	Schematic Plots for Submittal	S & B (nl)	100%	\$3,000.00	\$3,000.00	\$2,850.00	\$150.00
	Reimbursable Expenses	DOS	100%	\$9,000.00	\$9,000.00	\$8,550.00	\$450.00
	Reimbursable Expenses	UCE	100%	\$1,300.00	\$1,300.00	\$1,235.00	\$65.00
	Schematic for Public Meeting	S & B (nl)	100%	\$5,000.00	\$5,000.00	\$4,750.00	\$250.00
	Outside Reproduction Reports	S & B (nl)	100%	\$2,500.00	\$2,500.00	\$2,375.00	\$125.00
	Reimbursable Expenses	S & B (nl)	100%	\$11,671.20	\$11,671.20	\$11,087.64	\$583.56
	Sub Total (F.C. 164) Non-Labor		100%	\$33,131.20	\$33,131.20	\$31,474.64	\$1,656.56
	Total (F.C. 164) General Coordination and Non-Labor			\$72,459.06	\$72,459.06	\$70,015.94	\$2,443.12
	PROJECT TOTAL			\$887,287.51	\$887,287.51	\$883,000.03	\$4,287.48

Handwritten signature/initials



REQUEST FOR RECOMMENDATION ON PAYMENT

To: Dannenbaum Engineering
Attn: Louis Jones, HCRMA Project Manager
1109 Nolana Loop, Suite 208
McAllen, Texas 78504

Month and Year	4/11/16 - 4/29/16	
Contractor	Atkins	
Project/WA	IBTC	
Invoice #	1837256	Date: 7/6/16
Amount	\$ 10,998.88	
Date Sent	6/14/16	

Date Received		
Received by		
Recommendation:	<input checked="" type="checkbox"/> Approval	<input type="checkbox"/> Disapproval
Comments:	<i>WILLIAM DANNENBAUM - 7/6/16</i> <i>Anthony Gorn</i> <i>Approved 4/18/2016</i> <i>8/03/16</i>	
Louis Jones, HCRMA Program Manager		Date
Recommendation:	<input checked="" type="checkbox"/> Approval	<input type="checkbox"/> Disapproval
Comments:	<i>P.R.</i> <i>8/11/2016</i>	
Pilar Rodriguez, Executive Director		Date



Atkins North America, Inc.
6504 Bridge Point Parkway, Suite 200
Austin, Texas 78730

Telephone: +1.512.327.6840
Fax: +1.512.327.2453

www.atkinsglobal.com/northamerica

May 5, 2016

Ms. Flor Koll
Hidalgo County Regional Mobility Authority (HCRMA)
P.O. Box 1766
Pharr, Texas 78577
VIA EMAIL: fkoll@hcrma.net

RE: **April 2016 Invoice**
International Bridge Trade Corridor (IBTC) (Project No. 100011499)

Dear Ms. Koll:

As you are aware, a start work order was issued for the IBTC project on 4/11/2016 for SA 08, 09, 10, and 11 and a stop work order was issued on 4/14/2016.

As such, enclosed please find the invoice and progress report for work completed for the period 04/11/2016 through 04/14/2016. The total amount due for this invoice for the IBTC project is **\$10,998.88**, which leaves \$432,622.51 remaining of the total contract value of \$1,969,948.55.

If you have any questions or need additional information, please contact me directly at (512) 342-3332.

Sincerely,

A handwritten signature in cursive script that reads "Susan Patterson".

Susan Patterson
Project Manager

Enclosures

cc: Project File



STATUS REPORT

To Flor Koll (HCRMA)
From Susan Patterson
Date May 5, 2016
Project HCRMA International Bridge Trade Corridor (IBTC) – Atkins Project No. 100011499
Reference Environmental Progress Report (For Period: 04/11/16 – 04/14/16)

Task	Description	Progress Report
B	IBTC Local EA	Task Complete
C	SA08 Early ROW CE	
C2.7	SA08 NFCE NEPA Mgt	No action
C4.0	SA08 NFCE Doc Prep	No action
C8.1	SA08 NFCE Expenses	No action
C9.1	SA08 NFCE Subconsultant	No action
D	SA09 Federal EA & TRs	
D2.1	SA09 Data Collection	Task complete
D2.3	SA09 Public Inv	No action
D2.4	SA09 Env Doc Prep	• Review of project impacts relating to modified ROW
D2.5	SA09 Section 404	No action
D2.6	SA09 Cultural Resources	No action
D2.7	SA09 NEPA Mgt	• Coordination with project team, L&G, and PMC • Schedule update • Invoicing and status report
D5.0	SA09 Tech Reports	No action
D6.0	SA09 Env Class Ltr	Task complete
D8.X	SA09 EA Expenses	• Unbilled expenses processed during previous stop work order
D9.S	SA09 EA Subconsultant	No action

ATKINS

Hidalgo County RMA
Attn: Flor Koll
P.O. Box 1766
Pharr, TX 78577

Invoice Date: May 05, 2016
Project #: 100011499
Invoice #: 1837256

Project Description : Hidalgo International Bridge Trade *CORRIDOR* Engineering Services
Invoice Comments:
Invoicing Period : April 11, 2016 to April 14, 2016

Basic Services	Current
Lump Sum	10,998.88
Total Invoice	10,998.88

Total Due this Invoice

Contract Amount :	1,969,948.55
Previous Billed:	1,526,327.16
Billed to Date	1,537,326.04
Contract Balance :	432,622.51

USD 10,998.88

Pay ↑

8/11/2016

Remit to:
Atkins North America, Inc
PO Box 848176
Dallas, TX 75284-8176
Tax ID: 59-0896138

Wire Payments: Routing No. 026009593, Acct No 005481516927
ACH EFT Payments: ABA Routing 063100277, Acct No 005481516927

Hidalgo County RMA
HCRMA-HIBT *(CORRIDOR)*499

Project Number 100011499
Invoice Number 1837256
Date 05-MAY-16

Task Number	Task Name	Contract Fee	Percent Complete	Total Earned	Previous Earned	Current Billing
B2	Phase II (NEPA Env)	350,748.19	100	350,748.19	350,748.19	
B3	Phase II Site Assess	11,013.00	100	11,013.00	11,013.00	
B8	Expenses	33,043.22	100	33,043.22	33,043.22	
B9	Subconsultant - L&G	810,063.34	100	810,063.34	810,063.34	
C2.7	SA08 NFCE NEPA Mgt	7,026.00	52.47	3,686.52	3,686.52	
C4.0	SA08 NFCE Doc Prep	15,409.78	0			
C8.1	SA08 NFCE Expenses	113.00	0			
C9.1	SA08 NFCE Subconsult	54,303.00	41.86	22,731.74	22,731.74	
D2.1	SA09 Data Collection	8,999.02	100	8,999.01	8,999.01	
D2.3	SA09 Public Inv	5,492.00	0			
D2.4	SA09 Env Doc Prep	9,035.00	23.8	2,150.78		2,150.78
D2.5	SA09 Section 404	17,324.00	65.5	11,347.22	11,347.22	
D2.6	SA09 Cultural Resour	153,589.00	55.3	84,934.73	84,934.73	
D2.7	SA09 NEPA Mgt	13,298.00	100	13,298.00	13,298.00	
D5.0	SA09 Tech Reports	39,690.00	47.44	18,829.03	18,829.03	
D6.0	SA09 Env Class Ltr	4,709.00	100	4,709.00	4,709.00	
D8.X	SA09 EA Expenses	257,144.00	40.59	104,364.12	95,516.02	8,848.10
D9.S	SA09 EA Subconsultan	178,949.00	32.08	57,408.14	57,408.14	
TOTAL		1,969,948.55		1,537,326.04	1,526,327.16	10,998.88

ATTACHMENT H-3
Subprovider Monitoring System for Federally Funded Contracts
Progress Assessment Report for month of (Mo./Yr.) April 2016

Contract #: _____ N/A
 Date of Execution: _____ 4/10/08
 Prime Provider: _____ Atkins
 Work Authorization No.: _____ N/A

Original Contract Amount: \$3,056,000.00
 Approved Supplemental Agreements: \$474,388.12
 Total Contract Amount: \$3,530,388.12
 Work Authorization Amount: N/A

If no subproviders are used on this contract, please indicate by placing "N/A" on the 1st line under Subproviders.

DBE	All Subproviders	Category of Work	Total Subprovider Amount	% Total Contract Amount	Amount Paid This Period	Amount Paid To Date	Subcontract Balance Remaining
	Strike LLC	IBTC Environmental Services	\$57,374.83	0.2%	\$7,897.97	\$57,374.83	\$0.00
X	L&G Engineering	IBTC Environmental Services	\$832,795.08	24.0%	\$0.00	\$832,795.08	\$0.00

Fill out Progress Assessment Report with each estimate/invoice submitted, for all subcontracts, and forward as follows:

1 Copy with Invoice - Hidalgo County Regional Mobility Authority Office

I hereby certify that the above is true and correct statement of the amounts paid to the firms listed above.

Susan Patterson
 Print Name - Company Official/DBE Liaison Officer
 susan.patterson@atkinsglobal.com
 Email
 Signature: *Susan Patterson*
 (281) 529-4285
 Phone
 8-12-16
 Date
 Fax

HIDALGO COUNTY REGIONAL MOBILITY AUTHORITY
PAYMENT SUMMARY

Foremost Paving, Inc
Construction Services
US 281/Military Highway Overpass/BSIF Connector
Awarded Contract Amount: \$19,425,546.44
Awarded: 12/15/2015 - Resolution 2015-89

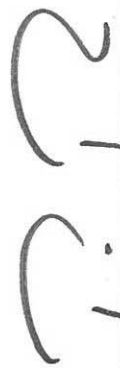
Billing Date	3/21/2016	4/27/2016	5/24/2016	5/31/2016	7/26/2016	8/23/2016	Invoice	Contract Amount Paid	Contract Amount Remaining
Invoice No.	1	2	3	4	5	6			
Billing Amount	\$0.00	\$1,026,500.00	\$10,651.50	\$760,403.60	\$670,890.28	\$348,728.30		\$2,817,173.68	\$16,335,612.48
						<u>\$348,728.30</u>	Amount Approved for Payment	<u>\$19,152,786.16</u>	

Awarded \$19,425,546.44
CO#1 \$6,623.32
CO#2 -\$279,383.60
Revised \$19,152,786.16

Protective slab for Kebo Gas Line
Deduct change order for traffic control and detour paving items.


Approved 4/26/2016
Approved 7/26/2016

Resolution 2016-72
Resolution 2016-89



Approved for Payment
Pilar Rodriguez, PE
Executive Director

8/11/2016
Date



Approved for Payment
Ramon Navarro, PE
Chief Construction Engineer

8/15/16
Date



HCRMA

HIDALGO COUNTY REGIONAL MOBILITY AUTHORITY

REQUEST FOR RECOMMENDATION ON PAYMENT

To: Pilar Rodriguez, Executive Director

Month and Year	July 2016	
Contractor	Foremost Paving, Inc.	
Project/WA	US281 - 0220-01-023 ETC	
Invoice #	6	Date: 08/09/2016
Amount	\$ 348,728.30	
Date Sent	08/09/2016	

Date Received		
Received by		
Recommendation:	<input checked="" type="checkbox"/> Approval	<input type="checkbox"/> Disapproval
Comments:		
		
Ramon Navarro, IV, PE, Construction Manager		Date
Recommendation:	<input checked="" type="checkbox"/> Approval	<input type="checkbox"/> Disapproval
Comments:		
		
Pilar Rodriguez, Executive Director		Date



Hidalgo County Regional Mobility Authority

Payment Invoice

0220-01-023 ETC

Description: County: HIDALGO
Type: WIDEN 4 LANE RURAL TO 6 LANES
Time: 535 WORKING DAYS
Highway: US 281
Length: 1.84
From: 0.45 Mi E of SP 600 (Cage Blvd.)

Payment Number: 6
Pay Period: 07/01/2016 to 07/31/2016
Approval Date: 08/23/2016

Prime Contractor: Foremost
Paving Inc.
P.O. Box 29
Weslaco, Texas
78599
Payment Status: Pending
Approval
Awarded Project Amount: \$19,425,546.44
Authorized Amount: \$19,425,546.44

Line Number	Item	Unit	Current Paid Quantity	Unit Price	Amount
Section - 1 US 281					
0330	402-6001	LF	554.00	\$1.000	\$554.00
	TRENCH EXCAVATION PROTECTION				
0570	464-6041	LF	400.00	\$100.000	\$40,000.00
	RC PIPE (CL III)(36 IN)(SPL)				
0620	464-7002	LF	154.00	\$340.000	\$52,360.00
	RC PIPE (CL V)(72 IN)(SPL)				
0790	502-6001	MO	1.00	\$2,500.000	\$2,500.00
	BARRICADES, SIGNS AND TRAFFIC HANDLING				
Section Totals:					\$95,414.00
Section - 2 BSIF					
Section Totals:					\$0.00
Project Total:					\$95,414.00

Stockpiles

Stockpile	Advancements		Recoveries	
	Current	To Date	Current	To Date
#6 : SECTION 1 (US-281) PRESTR CONCRETE GIRDERS (TX54) 0450: 425-6039 - PRESTR CONC GIRDER (TX54)	\$253,314.30	\$262,889.58	\$0.00	\$0.00
Totals:	\$253,314.30	\$262,889.58	\$0.00	\$0.00

Summary

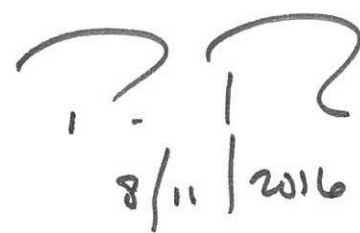
Current Approved Work:	\$95,414.00	Approved Work To Date:	\$2,375,155.32
Stockpile Advancement:	\$253,314.30	Stockpile Advancement To Date:	\$446,265.16
Current Retainage:	\$0.00	Retainage To Date:	\$0.00
Current Retainage Released:	\$0.00	Retainage Released To Date:	\$0.00
Stockpile Recovery:	\$0.00	Stockpile Recovery To Date:	\$4,246.80
Current Liquidated Damages:	\$0.00	Liquidated Damages To Date:	\$0.00
Current Adjustment:	\$0.00	Adjustments To Date:	\$0.00
Current Taxes:	\$0.00	Taxes To Date:	\$0.00
Current Payment:	\$348,728.30	Payments To Date:	\$2,817,173.68


Project Manager

8/9/16
Date


Stakeholder

8/9/2016
Date


8/11/2016

HIDALGO COUNTY REGIONAL MOBILITY AUTHORITY
PAYMENT SUMMARY

Terracon Consultants
Construction Material Testing
US 281/Military Highway Overpass/BSIF Connector

	Approved WA Amount	Invoice Date				WA Total Billed	WA Balance
		3/28/2016	4/25/2016	7/11/2016	7/18/2016		
WA#1	\$291,300.00	\$2,170.14	\$2,524.94	\$1,706.75	\$1,097.67	\$7,499.50	\$283,800.50
	\$291,300.00	\$2,170.14	\$2,524.94	\$1,706.75	\$1,097.67	\$7,499.50	\$283,800.50
					Amount Approved for Payment	\$291,300.00	

WA#1 approved January 26, 2016 to provide Construction Material Testing for the US 281/Military Highway Overpass/BSIF Connector in the amount of \$291,390.00.



Approved for Payment
Pilar Rodriguez, PE
Executive Director

8/11/2016
Date



Approved for Payment
Ramon Navarro, PE
Chief Construction Engineer

8/15/16
Date

Prepared by:
P. Rodriguez, PE
Tx PE #85,567
8/11/2016





HCRMA

HIDALGO COUNTY REGIONAL MOBILITY AUTHORITY

REQUEST FOR RECOMMENDATION ON PAYMENT

To: Dannenbaum Engineering
Attn: Louis Jones, HCRMA Project Manager
1109 Nolana Loop, Suite 208
McAllen, Texas 78504

Month and Year	07/18/16	
Contractor	Terracon	
Project/WA	0000 Systemwide - US 281/BSIF Connector	
Invoice #	T797444	Date: 8/3/16
Amount	\$ 1,097.67	
Date Sent	07/18/2016	

Date Received	8/3/2016	
Received by	Eric Davila, PE, CFM Rep. Prog. mgr	
Recommendation:	<input checked="" type="checkbox"/> Approval	<input type="checkbox"/> Disapproval
Comments:	DPM recommends approval based on supporting documentation provided.	
		8/08/16
Louis Jones, HCRMA Program Manager		Date
Recommendation:	<input checked="" type="checkbox"/> Approval	<input type="checkbox"/> Disapproval
Comments:		
		8/11/2016
Pilar Rodriguez, Executive Director		Date

Please return this form via email to fkoll@hcrma.net



INVOICE

1506 Mid Cities Dr
Pharr, TX 78577-2128
956-283-8254

Project Mgr: Juan Borjon

Project: HCRMA US 281/BSIF Connector
Military Highway and San Juan Road
Pharr, TX

To: Hidalgo County Regional Mobility Authority
Attn: Ramon Navarro
118 South Cage Boulevard
Pharr, TX 78577

REMIT TO:

Invoice Number: T797444

Terracon Consultants, Inc.
PO Box 959673
St Louis, MO 63195-9673

Federal E.I.N.: 42-1249917

Project Number: 88161010
Invoice Date: 7/18/2016
Services Through: 7/16/2016

Date	Report	Description of Services	Quantity	Rate	Total
6/20/16	88161010.0024	Geotechnical Engineer	0.50	\$48.56	\$24.28
6/20/16	88161010.0024	Logger	3.00	\$18.80	\$56.40
6/21/16	88161010.0026	Geotechnical Engineer	0.50	\$48.56	\$24.28
6/21/16	88161010.0026	Senior Geotechnical Engineer	0.50	\$62.58	\$31.29
6/21/16	88161010.0026	Field Density Measurements	3.00	\$50.00	\$150.00
6/21/16	88161010.0027	Geotechnical Engineer	0.50	\$48.56	\$24.28
6/21/16	88161010.0027	Senior Geotechnical Engineer	0.50	\$62.58	\$31.29
6/21/16	88161010.0027	Sample Preparation	1.00	\$52.00	\$52.00
6/21/16	88161010.0027	Atterberg Limits	1.00	\$69.00	\$69.00
6/21/16	88161010.0027	Moisture-Density Relationship (Tex-113-E)	1.00	\$225.00	\$225.00
6/29/16	88161010.0028	Geotechnical Engineer	0.50	\$48.56	\$24.28
6/29/16	88161010.0028	Senior Geotechnical Engineer	0.50	\$62.58	\$31.29
6/29/16	88161010.0028	Determining In-Place Density of Compacted Bituminous Mixtures (Nuclear Method)	6.00	\$25.00	\$150.00
6/29/16	88161010.0028	Asphalt Rolling Pattern (Nuclear Method)	1.00	\$80.00	\$80.00
7/15/16	88161010.0029	Geotechnical Engineer	0.50	\$48.56	\$24.28
7/15/16	88161010.0029	Field Density Measurements	2.00	\$50.00	\$100.00

Invoice Total

\$1,097.67

Pay

Reviewed by
Eric Davila, PE, CFM

P. R.
8/11/2016

TERMS: DUE UPON PRESENTATION OF INVOICE

GENERAL OBSERVATION REPORT

Report Number: 88161010.0024
Service Date: 06/20/16
Report Date: 06/22/16

Terracon

1506 Mid Cities Dr
Pharr, TX 78577-2128
956-283-8254 Reg No: F-3272

Client

Hidalgo County Regional Mobility Authority
Attn: Ramon Navarro
118 South Cage Boulevard
Pharr, TX 78577

Project

HCRMA US 281/BSIF Connector
Military Highway and San Juan Road
Pharr, TX

Project Number: 88161010

On June 20, 2016, Mr. Arturo Garcia with Terracon Consultants Inc., visited the above referenced project site. The following items were observed or discussed:

> The area to be tested was not ready due to weather condition. Testing was rescheduled for a later date.

Services: Traveled to the project site to provide testing/observation services as requested.

Terracon Rep.: Arturo Garcia

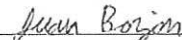
Reported To: Ramon Navarro with HCRMA

Contractor: Foremost Paving

Report Distribution:

See attached distribution list.

Reviewed By:



Juan Borjon

Senior Staff Engineer

The tests were performed in general accordance with applicable ASTM, AASHTO, or DOT test methods. This report is exclusively for the use of the client indicated above and shall not be reproduced except in full without the written consent of our company. Test results transmitted herein are only applicable to the actual samples tested at the location(s) referenced and are not necessarily indicative of the properties of other apparently similar or identical materials.

GENERAL OBSERVATION REPORT

Report Number: 88161010.0024

Service Date: 06/20/16

Report Date: 06/22/16

Task:

Terracon

1506 Mid Cities Dr

Pharr, TX 78577-2128

956-283-8254

Distribution List

- (1) Hidalgo County Regional Mobility Authority, Emailed
- (1) Cemex, Efrain Acosta
- (1) Dannenbaum Engineering Corp, Adrian Figueroa
- (1) Dannenbaum Engineering Corp, Analay Diaz
- (1) Dannenbaum Engineering Corp, Eric Davila
- (1) Foremost Paving, Inc., Clayton Kindle
- (1) Hidalgo County Regional Mobility Authority, Daryl Duren
- (1) Hidalgo County Regional Mobility Authority, Flor Koll
- (1) Hidalgo County Regional Mobility Authority, Sergio Mandujano

FIELD DENSITY TEST REPORT

Report Number: 88161010.0026
Service Date: 06/21/16
Report Date: 06/22/16
Task:

Terracon

1506 Mid Cities Dr
Pharr, TX 78577-2128
956-283-8254 Reg No: F-3272

Client

Hidalgo County Regional Mobility Authority
Attn: Ramon Navarro
118 South Cage Boulevard
Pharr, TX 78577

Project

HCRMA US 281/BSIF Connector
Military Highway and San Juan Road
Pharr, TX

Project Number: 88161010

Material Information

Mat. No.	Proctor Ref. No.	Classification and Description	Laboratory Test Method	Lab Test Data		Project Requirements	
				Optimum Water Content (%)	Max. Lab Density (pcf)	Water Content (%)	Compaction (%)
1	88161010.0010	Poorly Graded Gravel with Silt	TEX 113E	10.5	122.5	8.5 - 12.5	95
2	88161010.0013	Lime Stabilized Subgrade	TEX 114E, Part 1	22.5	97.5	20.5 - 24.5	95

Field Test Data

Test No.	Test Location	Lift / Elev.	Mat. No.	Probe Depth (in)	Wet Density (pcf)	Water Content (pcf)	Water Content (%)	Dry Density (pcf)	Percent Compaction (%)
South San Juan Connector									
1	Station 12+50	Final	1	8	139.9	12.7	10.0	127.2	100+
BSIF Connector									
2	Station 13+26	Subgrade	2	12	116.4	22.9	24.5	93.5	95.9
3	Station 13+34	Subgrade	2	12	123.3	21.5	21.1	101.8	100+

Datum: Serial No: 32392 Std. Cnt. M: 690 Std. Cnt. D: 1910

Comments: Test and/or retest results on this report meet project requirements as noted above.

Services: Perform in-place density and moisture content tests to determine degree of compaction and material moisture condition.

Terracon Rep.: Federico Hernandez

Reported To: Ramon Navarro with HCRMA

Contractor: Foremost Paving

Report Distribution:

See attached distribution list.

Reviewed By:

Juan Borjon

Juan Borjon

Senior Staff Engineer

Test Methods: ASTM D2922, ASTM D3017

The tests were performed in general accordance with applicable ASTM, AASHTO, or DOT test methods. This report is exclusively for the use of the client indicated above and shall not be reproduced except in full without the written consent of our company. Test results transmitted herein are only applicable to the actual samples tested at the location(s) referenced and are not necessarily indicative of the properties of other apparently similar or identical materials.

FIELD DENSITY TEST REPORT

Report Number: 88161010.0026

Service Date: 06/21/16

Report Date: 06/22/16

Task:

Terracon

1506 Mid Cities Dr

Pharr, TX 78577-2128

956-283-8254

Distribution List

- (1) Hidalgo County Regional Mobility Authority, Emailed
- (1) Cemex, Efrain Acosta
- (1) Dannenbaum Engineering Corp, Adrian Figueroa
- (1) Dannenbaum Engineering Corp, Analay Diaz
- (1) Dannenbaum Engineering Corp, Eric Davila
- (1) Foremost Paving, Inc., Clayton Kindle
- (1) Hidalgo County Regional Mobility Authority, Daryl Duren
- (1) Hidalgo County Regional Mobility Authority, Flor Koll
- (1) Hidalgo County Regional Mobility Authority, Sergio Mandujano

LABORATORY COMPACTION CHARACTERISTICS OF SOIL REPORT**Terracon**

Report Number: 88161010.0027

Service Date: 06/21/16

Report Date: 06/27/16

1506 Mid Cities Dr

Pharr, TX 78577-2128

956-283-8254 Reg No: F-3272

Client

Hidalgo County Regional Mobility Authority
Attn: Ramon Navarro
118 South Cage Boulevard
Pharr, TX 78577

Project

HCRMA US 281/BSIF Connector
Military Highway and San Juan Road
Pharr, TX

Project Number 88161010

Material Information

Source of Material: Rivas Pit, On-site Pile
Proposed Use: Lime Treated Flexible Base

Sample Information

Sample Date: 06/21/16 Sample Time: 1600
Sampled By: Federico Hernandez
Sample Location: On-site

Sample Description: Lime Stabilized Flexible Base

Laboratory Test Data

Test Procedure: TEX 113E
Test Method: Method B
Sample Preparation: Wet
Rammer Type: Mechanical

	<u>Result</u>	<u>Specifications</u>
Liquid Limit:	26	
Plastic Limit:	22	
Plasticity Index:	4	
In-Place Moisture (%):		

Oversized Particles (%): 19.0
Moisture (%): 2.7
Sieve for Oversize Fraction: 3/8

Assumed Bulk Specific Gravity
of Oversized Particles: 2.7

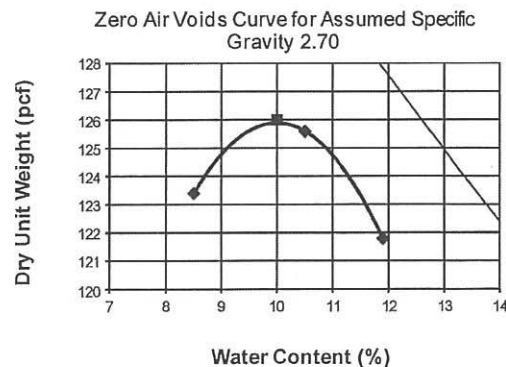
Corrected for Oversized Particles (ASTM D4718)

Maximum Dry Unit Weight (pcf): 126.0
Optimum Water Content (%): 10.0

Uncorrected Values

Maximum Dry Unit Weight (pcf): 118.8
Optimum Water Content (%): 11.7

USCS:

**Comments:**

Services: Obtain a sample of treated base material from the project site and return it to the laboratory. Prepare and test the sample for moisture-density relation.

Terracon Rep.: Federico Hernandez

Reported To: Ramon Navarro with HCRMA

Contractor: Foremost Paving

Report Distribution:

See attached distribution list.

Reviewed By: Juan Borjon

rvw2: aas

Juan Borjon
Senior Staff Engineer

Test Methods: TEX 104E, 105E, 106E, TEX 113E

The tests were performed in general accordance with applicable ASTM, AASHTO, or DOT test methods. This report is exclusively for the use of the client indicated above and shall not be reproduced except in full without the written consent of our company. Test results transmitted herein are only applicable to the actual samples tested at the location(s) referenced and are not necessarily indicative of the properties of other apparently similar or identical materials.

LABORATORY COMPACTION CHARACTERISTICS OF SOIL REPORT

Terracon

Report Number: 88161010.0027

Service Date: 06/21/16

Report Date: 06/27/16

Task:

1506 Mid Cities Dr

Pharr, TX 78577-2128

956-283-8254

Distribution List

- (1) Hidalgo County Regional Mobility Authority, Emailed
- (1) Cemex, Efrain Acosta
- (1) Dannenbaum Engineering Corp, Adrian Figueroa
- (1) Dannenbaum Engineering Corp, Analy Diaz
- (1) Dannenbaum Engineering Corp, Eric Davila
- (1) Foremost Paving, Inc., Clayton Kindle
- (1) Hidalgo County Regional Mobility Authority, Daryl Duren
- (1) Hidalgo County Regional Mobility Authority, Flor Koll
- (1) Hidalgo County Regional Mobility Authority, Sergio Mandujano

ASPHALT OBSERVATIONS REPORT

Report Number: 88161010.0028
Service Date: 06/29/16
Report Date: 07/05/16

Terracon
1506 Mid Cities Dr
Pharr, TX 78577-2128
956-283-8254 Reg No: F-3272

Client

Hidalgo County Regional Mobility Authority
Attn: Ramon Navarro
118 South Cage Boulevard
Pharr, TX 78577

Project

HCRMA US 281/BSIF Connector
Military Highway and San Juan Road
Pharr, TX

Project Number: 88161010

On June 29, 2016, Mr. Arturo Garcia with Terracon Consultants, Inc., visited the above referenced project at the request of Alphonso Garza with Foremost Paving. Asphalt laydown was in progress. The following items were observed, tested and/or discussed:

Material Supplier: Frontera Plant # 5
Material: Hot Mix Asphalt Type B
Job Mix Id (JMF): Not Provided

Location of Asphalt Placement: West Bound Lane on B.S.I.F. Connector

Asphalt Temperature:

Leaving Plant: Not Witnessed
At Project Site, Prior to Placement (Range): 309 - 325°F
At Laydown (Range): 270 - 284°F

Notes:

- A prime coat was applied to the base material prior to asphaltic concrete placement;
- About 2 inches of compacted asphalt were placed on this course;
- A rolling pattern was established with a Nuclear Density Gauge (Tex-207-F, Part IV);
- Nuclear density tests ranged from 92.0 to 94.3% of the Maximum Theoretical Density (151.5 pcf) provided by Sergio with Frontera and;
- Asphalt joints appeared visually acceptable.

*The density results obtained by this method are relative. For actual density results, a conversion factor can be developed to convert nuclear density by comparing nuclear density measurements and drilled core densities of the asphaltic concrete layer at the same randomly selected locations. Core densities should be considered more representative from nuclear densities.

Services: Observe the placement of asphalt, establish a rolling pattern, and sample material for laboratory testing.

Terracon Rep.: Arturo Garcia

Reported To: Alphonso Garza with Foremost Paving

Contractor: Foremost Paving

Report Distribution:

(1) Hidalgo County Regional Mobility Authority, Emailed
(1) Dannenbaum Engineering Corp, Analay Diaz
(1) Dannenbaum Engineering Corp, Eric Davila

(1) Dannenbaum Engineering Corp, Adrian Figueroa
(1) Dannenbaum Engineering Corp, Daryl Duren
(1) Foremost Paving, Inc., Clayton Kindle

(1) Hidalgo County Regional Mobility Authority, Sergio Mandujano

Reviewed By:

Juan Borjon

Juan Borjon

Senior Staff Engineer

The tests were performed in general accordance with applicable ASTM, AASHTO, or DOT test methods. This report is exclusively for the use of the client indicated above and shall not be reproduced except in full without the written consent of our company. Test results transmitted herein are only applicable to the actual samples tested at the location(s) referenced and are not necessarily indicative of the properties of other apparently similar or identical materials.

FIELD DENSITY TEST REPORT

Report Number: 88161010.0029
Service Date: 07/15/16
Report Date: 07/15/16
Task:

Terracon

1506 Mid Cities Dr
Pharr, TX 78577-2128
956-283-8254 Reg No: F-3272

Client

Hidalgo County Regional Mobility Authority
Attn: Ramon Navarro
118 South Cage Boulevard
Pharr, TX 78577

Project

HCRMA US 281/BSIF Connector
Military Highway and San Juan Road
Pharr, TX

Project Number: 88161010

Material Information

Mat. No.	Proctor Ref. No.	Classification and Description	Laboratory Test Method	Lab Test Data		Project Requirements	
				Optimum Water Content (%)	Max. Lab Density (pcf)	Water Content (%)	Compaction (%)
1	88161010.0004	Brown Fat Clay	EX 104E, 105E, 106	22.0	96.5	20.0 - 24.0	95

Field Test Data

Test No.	Test Location	Lift / Elev.	Mat. No.	Probe Depth (in)	Wet Density (pcf)	Water Content (pcf)	Water Content (%)	Dry Density (pcf)	Percent Compaction (%)
72" RCP Storm Drain									
1	Field Test Location #1	1st	1	12	125.2	12.1	10.7 *	113.1	100+
2	Field Test Location #2	1st	1	12	122.0	12.8	11.7 *	109.2	100+
3	Field Test Location #3	1st	1	12	115.3	15.2	15.2 *	100.1	100+
4	Field Test Location #4	Final	1	12	122.0	8.2	7.2 *	113.8	100+
5	Field Test Location #5	Final	1	12	97.8	10.3	11.8 *	87.5	90.7 *

Datum:

Serial No: 24812

Std. Cnt. M:612

Std. Cnt. D: 1866

Comments: An asterisk (*) appears next to the test results which do not meet the project requirements as noted above. Mr. Ramon Navarro with HCRMA accepted low moisture results on Tests No. 1-4. HCRMA will be invoiced for Test Nos. 1-4. As per specs, contractor will be billed for failed tests. Test No. 5 will be invoiced to contractor separately. Retest for Test No. 5 will be scheduled at a later date.

Services: Perform in-place density and moisture content tests to determine degree of compaction and material moisture condition.

Terracon Rep.: Bryan Briones

Reported To: Ramon Navarro with HCRMA

Contractor: Foremost Paving

Report Distribution:

(1) Hidalgo County Regional Mobility Authority, Emailed
(1) Dannenbaum Engineering Corp, Adrian Figueroa
(1) Dannenbaum Engineering Corp, Analay Diaz
(1) Dannenbaum Engineering Corp, Eric Davila
(1) Hidalgo County Regional Mobility Authority, Maria Alaniz
(1) Dannenbaum Engineering Corp, Daryl Duren
(1) Foremost Paving, Inc., Clayton Kindle
(1) Hidalgo County Regional Mobility Authority, Sergio Mandujano

Reviewed By:

Juan Borjon
Juan M. Borjon, P.E.
Senior Staff Engineer

Test Methods: ASTM D2922, ASTM D3017

The tests were performed in general accordance with applicable ASTM, AASHTO, or DOT test methods. This report is exclusively for the use of the client indicated above and shall not be reproduced except in full without the written consent of our company. Test results transmitted herein are only applicable to the actual samples tested at the location(s) referenced and are not necessarily indicative of the properties of other apparently similar or identical materials.

100% SUBMITTAL

SHEET SUMMARY		
ITEM	DESCRIPTION	UNIT QUANTITY
400	STRUCTURAL EXCAVATION	CY 180
410	PROTECTION	LF 430
420	RIPRAP	LF 430
430	4" CONCRETE RCP	LF 430
440	4" CONCRETE RCP	LF 430
450	4" CONCRETE RCP	LF 430
460	4" CONCRETE RCP	LF 430
470	4" CONCRETE RCP	LF 430
480	4" CONCRETE RCP	LF 430
490	4" CONCRETE RCP	LF 430
500	4" CONCRETE RCP	LF 430

- NOTES:
- WHEN WORKING OUTSIDE THE ROW, DIRECTION OF TRAFFIC SHALL BE TAKEN INTO ACCOUNT. THE CONTRACTOR SHALL NOTIFY PROPERTY OWNER OF ANY DAMAGE TO THE PROPERTY. ANY DAMAGE TO THE PROPERTY SHALL BE REPAIRED AT CONTRACTOR'S EXPENSE.
 - VERIFY ALL UTILITIES PRIOR TO FIELD WORK. THE CONTRACTOR SHALL BE RESPONSIBLE FOR OBTAINING ALL NECESSARY PERMITS AND APPROVALS FROM THE LOCAL AGENCIES.
 - PROTECT ALL EXISTING UTILITIES. BACKFILL WITH CEMENT STABILIZED SOIL TO THE TOP OF THE PIPE. SEE ALIGNED DATA SHEET FOR PROP. & EXIST. CENTERLINE DATA.

LEGEND:

- DIRECTION OF TRAFFIC
- OBJ MARKER ASSU
- FOR CONTRACTORS INFORMATION ONLY, NON PAY
- DIRECTION OF FLOW

NOTES:

- WHEN WORKING OUTSIDE THE ROW, DIRECTION OF TRAFFIC SHALL BE TAKEN INTO ACCOUNT. THE CONTRACTOR SHALL NOTIFY PROPERTY OWNER OF ANY DAMAGE TO THE PROPERTY. ANY DAMAGE TO THE PROPERTY SHALL BE REPAIRED AT CONTRACTOR'S EXPENSE.
- VERIFY ALL UTILITIES PRIOR TO FIELD WORK. THE CONTRACTOR SHALL BE RESPONSIBLE FOR OBTAINING ALL NECESSARY PERMITS AND APPROVALS FROM THE LOCAL AGENCIES.
- PROTECT ALL EXISTING UTILITIES. BACKFILL WITH CEMENT STABILIZED SOIL TO THE TOP OF THE PIPE. SEE ALIGNED DATA SHEET FOR PROP. & EXIST. CENTERLINE DATA.

CULVERT HYDRAULICS		
EXIST. SECTION PROPOSED	EXIST. SECTION PROPOSED	EXIST. SECTION PROPOSED
FLOW (GFS)	171.99	171.99
VELOCITY (FPS)	9.92	10.29
TIME (MIN)	86.24	86.24
CHANGES, MAKEUP S/N	0.012	0.012
ADJ. CHANGE, S/N	0.012	0.012



DATE: 06-09-2015

PROJECT NO. 10188+92.50

SECTION: STA. 10188+92.50

SECTION: STA. 10188+92.50

SECTION: STA. 10188+92.50

SECTION: STA. 10188+92.50

SECTION: STA. 10188+92.50

SECTION: STA. 10188+92.50

SECTION: STA. 10188+92.50

SECTION: STA. 10188+92.50

SECTION: STA. 10188+92.50






SECTION: STA. 10188+92.50

SECTION: STA. 10188+92.50

SECTION: STA. 10188+92.50

■ SHOWN FOR REFERENCE ONLY NOT QUANTIFIED



- | | |
|---|---|
|  | SEE P&P SHEETS |
|  | EXIST. ITEM TO BE REMOVED
UNDER ITEM 496 |
|  | PROP. CONC. PLUG (NON-PAY
ITEM) |
|  | DIRECTION OF FLOW IN DITCH |
|  | AREA OF CONFLICT |

NOTES:

1. SEE ALIGNMENT DATA SHEET FOR PROPOSED CENTERLINE DATA.
2. ALL RPS SHALL BE CL 111 UNLESS OTHERWISE NOTED.
3. SEE DRAINAGE STRUCTURE STANDARD SHEETS FOR DESCRIPTION OF CONNECTION OF EXISTING DRAIN SHALL BE SUBSIDIARY TO PERTINENT BID ITEMS.
5. SEE HYDRAULIC DATA SHEETS FOR DRAINAGE OF ALL PROPOSED STRUCTURES AND TALL PROPOSED BRIDGES.
6. FOR OTHER DITCH GRADES SEE PLAN AND PROFILE SHEETS.
7. THE CONTRACTOR SHALL COORDINATE WITH UTILITY COMPANIES TO FIELD ALL UTILITIES PRIOR TO CONSTRUCTION.

- | | |
|------|--|
| # 1 | EXIST. — DIAM INCH |
| # 2 | WATER LINE |
| # 3 | EXIST. — DIAM INCH |
| # 4 | SANITARY SEWER LINE |
| # 5 | EXIST. — DIAM INCH |
| # 6 | GAS PIPELINE |
| # 7 | EXIST. — DIAM INCH |
| # 8 | EXIST. UNDERGROUND FIBER OPTIC CABLE |
| # 9 | EXIST. UNDERGROUND CABLE/TYPE LINE |
| # 10 | EXIST. OVERHEAD ELECTRIC LINE |
| # 11 | EXIST. HIGH VOLTAGE TRANSMISSION LINE |
| # 12 | EXIST. UNDERGROUND ELECTRIC LINE |
| # 13 | EXIST. UNDERGROUND CABLE TYPE LINE ATTACHED |
| # 14 | EXIST. OVERHEAD ELECTRIC LINE WITH FIBER OPTIC CABLE |



Blair, Jr. 06-09-2015



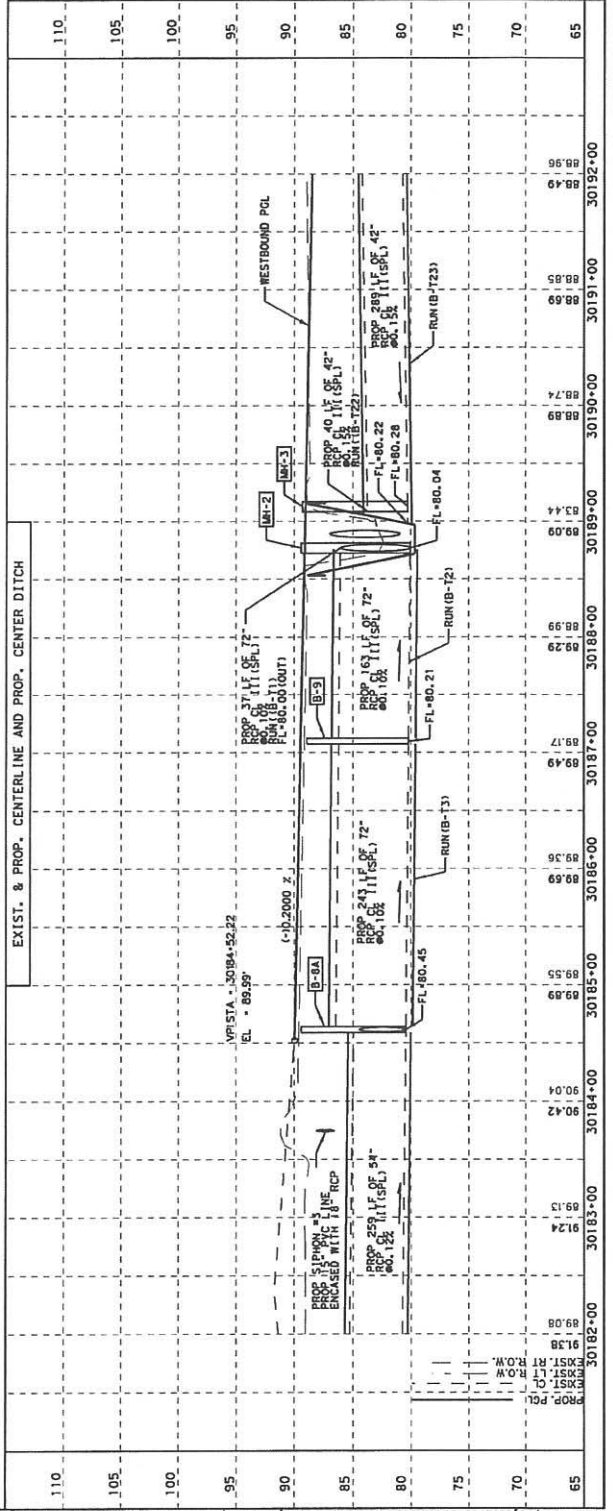
© 2015
Texas Department of Transportation
FEDERAL AID TO HIGHWAYS
FEDERAL ROAD AND BRIDGE PROGRAM
FEDERAL AID TO NAVIGATION
FEDERAL AID TO AIRPORTS
FEDERAL AID TO RAILROADS
FEDERAL AID TO CANALS AND INLAND NAVIGATION
FEDERAL AID TO PORTS AND WATERSHEDS
FEDERAL AID TO AIRPORTS
FEDERAL AID TO RAILROADS
FEDERAL AID TO CANALS AND INLAND NAVIGATION
FEDERAL AID TO PORTS AND WATERSHEDS

PROGRAM MANAGEMENT CONSULTANT
DANNENBAUM
ENGINEERING CORPORATION
T.L.P. F. FIRM REGISTRATION #092
1108 MOLANA LANE, STE. 201 MCALLISTER, TX 79844 (505) 432-2577



US 281
WESTBOUND FRONTAGE ROAD
UTILITIES AND DRAINAGE
STA. 30182+00 TO STA. 30192+00

SCALE:		HORIZ 1" = 100'		VERT 1" = 10'		SHEET 3 OF 4	
DATE	CONTRACT	SHEET	JOB	NO.	BY	CHECKED	DATE
EX. 100	0220	01	023, ETC	US 281			
EX. 100				COUNTY			
EX. 100				PHR	HIDALGO		192



DEVIATION LOG

Report Date: 7/15/2016

Terracon

1506 Mid Cities Dr
Pharr, TX 78577-2128
956-283-8254

Client

Hidalgo County Regional Mobility Authority
Attn: Ramon Navarro
118 South Cage Boulevard
Pharr, TX 78577

Project

HCRMA US 281/BSIF Connector
Military Highway and San Juan Road
Pharr, TX

Project Number: 88161010

Deviation No.	Report No.	Service	Service Date	Description/Comments	How Resolved	Date Resolved	Status
D000001	0002	Laboratory Compaction Characteristics Of Soil	03/03/16	Plasticity index does not comply			Open
D000002	0004	Laboratory Compaction Characteristics Of Soil	03/03/16	Plasticity index does not comply			Open
D000003	0003	Plasticity Index Of Soils	03/03/16	Plasticity index does not comply			Open
D000004	0009	Concrete Compressive Strength Test	04/05/16	Average compressive strength does not comply, Set 1 Age 28			Open
D000014	0029	Field Density Testing	07/15/16	Moisture content and % compaction don't comply, Test 5			Open

ATTACHMENT H-3

Subprovider Monitoring System for Federally Funded Contracts Progress Assessment Report for month of (Mo./Yr.) July 12016

Contract #: _____
 Date of Execution: January 26, 2016
 Prime Provider: Terracon Consultants, Inc. Total Contract Amount: _____
 Work Authorization No.: _____
 Original Contract Amount: \$291,390.00
 Approved Supplemental Agreements: \$0
 Work Authorization Amount: \$0
 If no subproviders are used on this contract, please indicate by placing "N/A" on the 1st line under Subproviders.

DBE	All Subproviders	Category of Work	Total Subprovider Amount	% Total Contract Amount	Amount Paid This Period	Amount Paid To Date	Subcontract Balance Remaining
	Southwest Drilling	Geotechnical & Environmental Drilling	N/A				
	Robles Consulting	Rebar Inspections					
	Diamond Coring of the Valley	Core Drilling					

Fill out Progress Assessment Report with each estimate/invoice submitted, for all subcontracts, and forward as follows:

1 Copy with Invoice - Hidalgo County Regional Mobility Authority Office

I hereby certify that the above is true and correct statement of the amounts paid to the firms listed above.

Jorge A. Flores 956 283-8254 7/21/16
 Print Name - Company Official / DBE Liaison Officer Phone Date
jaflores@terracon.com 956 283 8279 Fax
 Email

HIDALGO COUNTY REGIONAL MOBILITY AUTHORITY
PAYMENT SUMMARY

Texas Department of Transportation
Construction Division
Material Inspection/Sampling/Testing

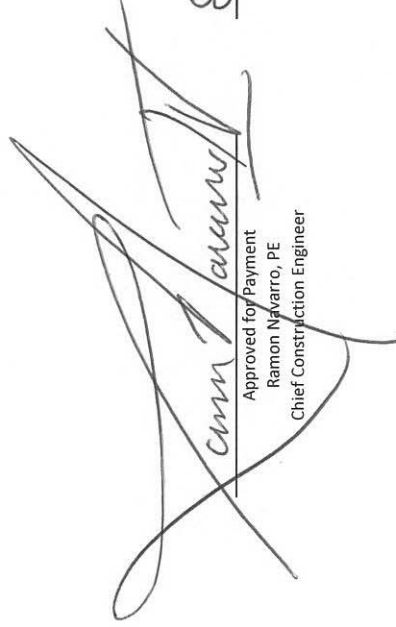
Agreement Approved: 2/23/2016 - Resolution 2016-22

		Invoice		Amount Paid to Date
Billing Date		6/17/2016	7/18/2016	
Invoice No.		CST00000796	CST00000822	
Billing Amount		\$254.44	\$3,395.49	\$3,649.93
		Amount Approved for Payment		
		\$3,395.49		



Approved for Payment
Pilar Rodriguez, PE
Executive Director

8/15/2014
Date



Approved for Payment
Ramon Navarro, PE
Chief Construction Engineer

8/15/16
Date






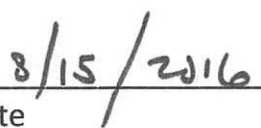
HCRMA

HIDALGO COUNTY REGIONAL MOBILITY AUTHORITY

REQUEST FOR RECOMMENDATION ON PAYMENT

To: Pilar Rodriguez, Executive Director

Month and Year	July 2016	
Contractor	Texas Department of Transportation Construction Division	
Project/WA	US281Military/BSIF Connector CSJ Number 0220-01-023	
Invoice #	CST 00000822	Date: 07/18/16
Amount	\$ 3,395.49	
Date Sent	08/15/2016	

Date Received		
Received by		
Recommendation:	<input type="checkbox"/> Approval	<input type="checkbox"/> Disapproval
Comments:		
		
Ramon Navarro, IV, PE, Construction Manager		Date
Recommendation:	<input checked="" type="checkbox"/> Approval	<input type="checkbox"/> Disapproval
Comments:		
		
Pilar Rodriguez, Executive Director		Date

Please return this form via email to fkoll@hcrma.net



Invoice

Invoice Date	Invoice #
7/18/2016	CST00000822

Texas Department of Transportation - Construction Division

P.O. Box 149001
Austin, TX 78714-9001

Bill To Hidalgo County Regional Mobility Authority Ramon Navarro IV, P.E., CFM 118 s. Cage Blvd., 4th Floor Pharr, TX 78577
--

For questions regarding any test reports, please contact Miranda Unruh at (512) 506-5929.	Service Date	Terms	Due Date	Project # or CSJ	Agreement #
	6/30/2016	Net 30	8/17/2016	0220-01-023	46-6ILF7007

Lab Number	Material Inspection/Sampling/Testing	Quantity	U/M	Rate	Amount
Z16000503	Precast / Prestressed Concrete Deck Panels	5,937.12	sqft	0.0617	366.32
Z16000504	Precast / Prestressed Concrete Tee, Slab, & I-Beams	3,051	ft	0.9261	2,825.53
	Indirect Costs FY 2016			6.38%	3,191.85
					203.64

Make Check Payable To: Texas Department of Transportation
To ensure proper credit to your account, include a copy of this invoice with your payment.
To pay by credit card, please call the TxDOT Revenue Accounting credit card phone line at (512)486-5507. All major credit cards accepted.

Total	\$3,395.49
Payments/Credits	\$0.00
Balance Due	\$3,395.49

1 - 1
8/15/2016
Pay ↑

07/06/16

Lab No.		116156546		County		HIDALGO		CSJ		0220-01-023.ETC		Material Code		0425PNL000		Bid Item / Mat		422-6001 / PN							
Cast Date		05/27/16		Producer Code		725		Project No.		16-612 HCRMA 281		Quantity		2923.20		Units		SF							
Casting ID	Erection Mark	Comments (Include NCR # when applicable and Sweep)				QTY	Panels Area (sq ft)	Total Area (sq ft)	Required Length	Actual Length	Batter Req. Act.		Skew Req. Act.		Width	Depth	Proj. Steel	Block Out	Anchor Hole	Bearing Area	Horz. Align	Vert. Axis	Embed.		
U 1-58	8 OS-6.3	#59 NC!				58.00	50.40	2923.20						Top											
		C&P RS LS											Bottom												
													Top												
													Bottom												
													Top												
													Bottom												
													Top												
													Bottom												
													Top												
													Bottom												
													Top												
													Bottom												
													Top												
													Bottom												
													Top												
													Bottom												
													Top												
													Bottom												
Steel reinforcement, strand & embedments were placed, inspected and meet all placement specification requirements.						JACKIE GOMEZ QC Signature		Strand detensioning was performed in accordance with approved QC procedures.				JACKIE GOMEZ QC Signature		Any repairs performed were done so in accordance with approved QC procedures or with Department approval.				ERNIE SCHMIDT QC Signature							
Release of Tension Cylinders				Design Strength Cylinders				Mix Design #:		CE5525FH0VM		chkd/by		JG		Material Sources									
Cylinder ID	Stress	Average Stress	Age (Hrs)	Cylinder ID	Stress	Average Stress	Age (Days)	Time of Cylinders:		D:	8:20	R:	9:30	Cement	Capitol Cement Type III S.A. Plant TX										
FU2	7209	7320	21 3/4 HRS	FU1	7899	7810	6 DAYS	Slump (Inches):		I:	8	D & R:	8 8 1/4	Fly Ash	Headwaters Oakgrove Plant TX										
FU4	7431		3 DAYS	FU2	7715		Meets Req'd Des.	Slump Flow (inches):		1	2	Inter:		Fine Agg.	Vulcan (1604 Pli) S.A. Plant TX										
		0				0		VSI Value*:		1	2	Inter:		Coarse Agg.	Vulcan (1604 Pli) S.A. Plant TX										
										Inter:		D:	R:	Reinforcing Steel	National Wire Conroe TX										
		0				0		Air Temp (F):		83			Strand Producer / Size: WMC Conroe TX												
								Concrete Temp (F):		I:	85	D & R:	85 85	No. of Straight	16	FLD No.	NA								
						0		Curing Temp (F):		Min:	-	Max:	-	No. of Draped	NA	Uplift	NA								
								Curing Type:		WATER				Alkalies:		0.44	SO ₂ :	5.1							
		0				0		Form Temp (F):			90			Notes:											
								Required Release:		3500															
		0				0		Required Design :		5000															
*See ASTM C1611 Table X1.1 for VSI values																									
Cylinder Testing Performed By:				DF																					
The finished product conforms to contract drawings and all other specification requirements.								DENNY FISHER QC Supervisor Signature																	

Precast Concrete Worksheet (Stressed)

Site Mgr. ID:

Lab No.	16156576	County	HIDALGO	CSJ	0220-01-023, ETC	Material Code	0425PNL000	Bid Item / Mat	422-6001 / PN											
Cast Date	06/02/16	Producer Code	725	Project No.	16-612 HCRMA 281	Quantity	2620.80	Units	SF											
CASTING ID	ERECTION MARK	COMMENTS (Include NCR # when applicable and Sweep)	Panels			Required Length	Actual Length	Batter		Skew		Width	Depth	Proj. Steel	Block Out	Anchor Hole	Bearing Area	Horz. Align	Vert. Axis	Embed.
			QTY	Area (sq ft)	Total Area (sq ft)			Req.	Act.	Req.	Act.									
E 1-52	8.0S-6.3		52.00	50.40	2620.80					Top										
										Bottom										
										Top										
										Bottom										
										Top										
										Bottom										
										Top										
										Bottom										
										Top										
										Bottom										
										Top										
										Bottom										
										Top										
										Bottom										
										Top										
										Bottom										
										Top										
										Bottom										
										Top										
										Bottom										
										Top										
										Bottom										
										Top										
										Bottom										
										Top										
										Bottom										
										Top										
										Bottom										
										Top										
										Bottom										
										Top										
										Bottom										
										Top										
										Bottom										
										Top										
										Bottom										
										Top										
										Bottom										
										Top										
										Bottom										
										Top										
										Bottom										
										Top										
										Bottom										
										Top										
										Bottom										
										Top										
										Bottom										
										Top										
										Bottom										
										Top										
										Bottom										
										Top										
										Bottom										
										Top										
										Bottom										
										Top										
										Bottom										
										Top										
										Bottom										
										Top										
										Bottom										
										Top										
										Bottom										
										Top										
										Bottom										
										Top										
										Bottom										
										Top										
										Bottom										
										Top										
										Bottom										
										Top										
										Bottom										
										Top										
										Bottom										
										Top										
										Bottom										
										Top										
										Bottom										
										Top										
										Bottom										
										Top										
										Bottom										
										Top										
										Bottom										
										Top										
										Bottom										
										Top										
										Bottom										
										Top										
										Bottom										
										Top										
										Bottom										
										Top										
										Bottom										
										Top										
										Bottom										
										Top										
										Bottom										
										Top										
										Bottom										
										Top										
										Bottom										
										Top										
										Bottom										
										Top										
										Bottom										
										Top										
										Bottom										
										Top										
										Bottom										
										Top										
										Bottom										
										Top										
										Bottom										
										Top										
										Bottom										
										Top										
										Bottom										
										Top										
										Bottom										
										Top										
										Bottom										
										Top										
										Bottom										
										Top										
										Bottom					</					

Lab No.	(16156535)	County	HIDALGO	CSJ	0220-01-023.ETC	Material Code	0425PNL000	Bid Item / Mat	422-6001 / PN												
Cast Date	05/20/16	Producer Code	725	Project No.	16-612 HCRMA 281	Quantity	393.12	Units	SF												
CASTING ID	ERECTION MARK	COMMENTS (Include NCR # when applicable and Sweep)	Panels		Required Length	Actual Length	Batter		Skew		Width	Depth	Proj. Steel	Block Out	Anchor Hole	Bearing Area	Horz. Align	Vert. Axis	Embed.		
			QTY	Area (sq ft)			Total Area (sq ft)	Req.	Act.	Req.										Act.	
H 1-16	3 9S-6.3		16.00	24.57	393.12					Top											
										Bottom											
										Top											
										Bottom											
										Top											
										Bottom											
										Top											
										Bottom											
										Top											
										Bottom											
										Top											
										Bottom											
										Top											
										Bottom											
										Top											
										Bottom											
										Top											
										Bottom											
										Top											
										Bottom											
Steel reinforcement, strand & embedments were placed, inspected and meet all placement specification requirements.			JACKIE GOMEZ QC Signature	Strand defensioning was performed in accordance with approved QC procedures.				JACKIE GOMEZ QC Signature				Any repairs performed were done so in accordance with approved QC procedures or with Department approval.				ERNIE SCHMIDT QC Signature					
Release of Tension Cylinders				Design Strength Cylinders				Mix Design # :		CE5525FHOVM		chkd/by		JG		Material Sources					
Cylinder ID	Stress	Average Stress	Age (Hrs)	Cylinder ID	Stress	Average Stress	Age (Days)	Time of Cylinders:		D:	7.40	R:	9.40	Cement		Capitol Cement Type III S.A. Plant TX					
								Slump (Inches):		I:	7 1/2	D & R:	8 7 1/4	Fly Ash		Headwaters Oakgrove Plant TX					
WH1	5543	5580	21 3/4 HRS	WH1	5784	5760	4 DAYS	Slump Flow (inches):		1	2	Inter:	Fine Agg.	Vulcan (1604 Pti) S.A. Plant TX							
WH2	5612	2 DAYS		WH2	5735	Meets Req'd Des.		VSI Value*:		1	2	Inter:	Coarse Agg.	Vulcan (1604 Pti) S.A. Plant TX							
								Air Temp (F):		65				Strand Producer / Size 3/8 WMC Conroe TX							
								Concrete Temp (F):		I:	82	D & R:	82 82	No. of Straight		8	FLD Nd	NA			
								Curing Temp (F):		Min:	-	Max:	-	No. of Draped		NA	Uplift	NA			
								Curing Type:		WATER						Alkalies:		0.44	SO ₂	5.1	
								Form Temp (F):		66				Notes:							
								Required Release:		3500											
								Required Design:		5000											
								*See ASTM C1611 Table X1.1 for VSI values													
Cylinder Testing Performed By:			DF					DENNY FISHER													
The finished product conforms to contract drawings and all other specification requirements.								QC Supervisor Signature													

Site Mgr ID:

Precast Concrete Worksheet (Stressed)

Lab No.	16156694	County	HIDALGO	CSJ	0220-01-023 ETC	Material Code	0425PCBEAM	Bid Item / Mat	425-6039 / TX54																		
Cast Date	06/10/16	Producer Code	725	Project No.	16-612 HCRMA 281	Quantity	432.00	Units	LF																		
CASTING ID	ERECTION MARK	COMMENTS (Include NCR # when applicable and Sweep)	Pavement		Required Length	Actual Length	Batter		Skew		Width	Depth	Proj. Steel	Block Out	Anchor Hole	Bearing Area	Horz. Align	Vert. Axis	Embed.								
			QTY	Area (sq ft)			Req.	Act.	Req.	Act.																	
T1	TX54-46	HAIRLINE HDR CRACKS			108.00	108.04	0"	1/2" IN	Top	0"	0"	✓	✓	✓	NA	✓	✓	✓	NA	NA							
		BH RS CP							Bottom	0"	1/8"																
							0"	1/8" IN	Top	0"	0"				NA	NA											
									Bottom	0"	1/4"																
T2	TX54-47	HAIRLINE HDR CRACKS			108.00	108.03	0"	3/8" IN	Top	0"	0"	✓	✓	✓	NA	✓	✓	✓	NA	NA							
		CP UME HDR AT LS							Bottom	0"	0"																
							0"	0"	Top	0"	1/4"				NA	NA											
									Bottom	0"	0"																
T3	TX54-48	HAIRLINE HDR CRACKS			108.00	108.04	0"	1/4" IN	Top	0"	0"	✓	✓	✓	NA	✓	✓	✓	NA	NA							
		CP UME HDR RS							Bottom	0"	1/8"																
							0"	1/2" IN	Top	0"	0"				NA	NA											
									Bottom	0"	1/4"																
T4	TX54-50	HAIRLINE HDR CRACKS			108.00	108.02	0"	3/8" IN	Top	0"	1/4"	✓	✓	✓	NA	✓	✓	✓	NA	NA							
		CP ME HDR RS							Bottom	0"	1/4"																
							0"	1/4" IN	Top	0"	1/4"				NA	NA											
									Bottom	0"	1/8"																
									Top																		
									Bottom																		
Steel reinforcement, strand & embedments were placed, inspected and meet all placement specification requirements.			MIKE ALLEN QC Signature		Strand detensioning was performed in accordance with approved QC procedures.			SERVANDO RODRIGUEZ QC Signature			Any repairs performed were done so in accordance with approved QC procedures or with Department approval.			SERVANDO RODRIGUEZ QC Signature													
Release of Tension Cylinders				Design Strength Cylinders				Mix Design #:				ASSCC6525FHVM				chkd/by				SR				Material Sources			
Cylinder ID	Stress	Average Stress	Age (Hrs)	Cylinder ID	Stress	Average Stress	Age (Days)	Time of Cylinders:		D: 8.29		R: 8.56		Cement		Alamo Cement Type III S.A. Plant TX											
T3	8243	8160	69.9 HRS	T1	8789	8960	7 DAYS	Slump (Inches):		I: 1		D: 23		R: 2		Fly Ash		Headwaters Oakgrove Plant TX									
T5	8085		Meets Required Rel.	T2	9124		Meets Req'd Des.			Inter: 1		D: 23		R: 26 1/2		Fine Agg.		Vulcan (1604 Pit) S.A. Plant TX									
		0				0				Inter: 1		D: 0		R: 0		Coarse Agg.		Vulcan (1604 Pit) S.A. Plant TX									
										Inter: 1		D: 0		R: 0		Reinforcing Steel		National Wire Conroe TX									
		0				0				Air Temp (F):		72				Nucor-Jewett TX / Gerdau - Midlothian TX											
										Concrete Temp (F):		I: 79 79		D & R: 85 85		Strand Producer / Siz		1/2//Insteel Houston TX / V									
		0				0				Curing Temp (F):		Min: 68.3		Max: 147.3		No. of Straight		44		FLD No		NA					
										Curing Type:		WATER				No. of Draped		8		Uplift		17.72					
		0				0				Form Temp (F):		sc#9,16		74		Notes:											
										Required Release:		4800															
		0				0				Required Design:		5600															
*See ASTM C1611 Table X1.1 for VSI values																											
Cylinder Testing Performed By:								DENNY FISHER																			
The finished product conforms to contract drawings and all other specification requirements.								QC Supervisor Signature																			

Site Mgr.ID:

Lab No.	116156715			County				HIDALGO	CSJ	0220-01-023 ETC			Material Code	0425PCBEAM			Bid Item / Mat	425-6039 / TX54											
Cast Date	06/14/16			Producer Code			725			Project No.			16-612 HCRMA 281			Quantity			108.00			Units			LF				
CASTING ID	ERECTION MARK	COMMENTS (Include NCR # when applicable and Sweep)			Panels			Required Length	Actual Length	Batter		Skew			Width	Depth	Prej. Steel	Block Out	Anchor Hole	Bearing Area	Horz. Align	Vert. Axis	Embed.						
					QTY	Area (sq ft)	Total Area (sq ft)			Req.	Act.	Req.	Act.																
T1	TX54-50	CP ME HDR AT LS						108.00	108.03	0"	0"	Top	0"	1/4"	✓	✓	✓	NA	✓	✓	✓	NA	NA						
		CP BTM AT RS										Bottom	0"	0"									3/4"						
		HAIRLINE HDR CRACKS								0"	1/4"IN	Top	0"	1/8"				NA	NA			12 5/8-12	PVC						
												Bottom	0"	1/4"															
												Top																	
												Bottom																	
												Top																	
												Bottom																	
												Top																	
												Bottom																	
												Top																	
												Bottom																	
												Top																	
												Bottom																	
												Top																	
												Bottom																	
												Top																	
												Bottom																	
Steel reinforcement, strand & embedments were placed, inspected and meet all placement specification requirements.					MIKE ALLEN QC Signature			Strand detensioning was performed in accordance with approved QC procedures.					MIKE ALLEN QC Signature			Any repairs performed were done so in accordance with approved QC procedures or with Department approval.					MIKE ALLEN QC Signature								
Release of Tension Cylinders				Design Strength Cylinders				Mix Design #:		ASSCC6525FHVM		chkd/by		SR		Material Sources													
Cylinder ID	Stress	Average Stress	Age (Hrs)	Cylinder ID	Stress	Average Stress	Age (Days)	Time of Cylinders:		D:	8:02	R:	8:22	Cement: Alamo Cement Type III S.A. Plant TX															
T1	5021	5030	22.6 HRS	T3-1	7056	7470	7 DAYS	Slump (Inches):		I:		D & R:		Fly Ash: Headwaters Oakgrove Plant TX															
T2	5040	Meets Required Rel.		T4-1	7879	Meets Req'd Des.		1		22	2	Inter:		Fine Agg: Vulcan (1604 Pit) S.A. Plant TX															
		0				0		Inter:		D:	22	R:	22	Coarse Agg: Vulcan (1604 Pit) S.A. Plant TX															
		0				0		1		0"	2	Inter:		Reinforcing Steel: National Wire Conroe TX															
		0				0		Inter:		D:	0	R:	0	Nucor-Jewett TX / Gerdau - Midlothian TX															
								Air Temp (F):		77			Strand Producer / Siz: 1/2 // WMC Conroe TX																
								Concrete Temp (F):		I:	75	D & R:	75 77	No. of Straight: 44 FLD No: NA															
		0				0		Curing Temp (F):		Min:	68	Max:	145.6	No. of Draped: 8 Uplift: 17.72															
		0				0		Curing Type:		WATER							Alkalies: 0.54 SO ₂ : 3.8												
		0				0		Form Temp (F):			SC#9.16	77		Notes: 23.76															
		0				0		Required Release:		4800																			
								Required Design:		5600																			
*See ASTM C1611 Table X1.1 for VSI values																													
Cylinder Testing Performed By:				SR																									
The finished product conforms to contract drawings and all other specification requirements.								DENNY FISHER QC Supervisor Signature																					

Precast Concrete Worksheet (Stressed)

Lab No.	116156589		County	HIDALGO		CSJ	0220-01-023.ETC		Material Code	0425PCBEAM		Bid Item / Mat	425-6039 / TX54										
Cast Date	06/01/16		Producer Code	725		Project No.	16-612 HCRMA 281		Quantity	438.75		Units	LF										
CASTING ID	ERECTION MARK	COMMENTS (Include NCR # when applicable and Sweep)	Panels		Required Length	Actual Length	Batter		Skew		Width	Depth	Proj. Steel	Block Out	Anchor Hole	Bearing Area	Horz. Align	Vert. Axis	Embed.				
			QTY	Area (sq ft)			Req.	Act.	Req.	Act.													
P1	TX54-37	HAIRLINE HDR CRACKS			87.75	87.75	0"	1/4"IN	Top	0"	1/8"	✓	✓	✓	NA	✓	✓	✓	✓	PVC LS			
		BLEND FJ RS							Bottom	0"	1/4"												
		CP FJ RS						0"	1/8"IN	Top	0"	0"			NA	NA			12 1/2-12	PIPE			
									Bottom	0"	1/4"												
P2	TX54-37	HAIRLINE HDR CRACKS			87.75	87.76	0"	1/8"OUT	Top	0"	1/8"	✓	✓	✓	NA	✓	✓	✓	✓	PVC LS			
		CP TOP AT RS							Bottom	0"	0"												
								0"	1/4"IN	Top	0"	1/8"			NA	NA			12 1/2-12	PIPE			
									Bottom	0"	0"												
P3	TX54-38	HAIRLINE HDR CRACKS			87.75	87.71	0"	0"	Top	0"	1/8"	✓	✓	✓	NA	✓	✓	✓	✓				
		CP HDR ME LS							Bottom	0"	1/4"												
								0"	1/4"OUT	Top	0"	0"			NA	NA			12 5/8-12	NA			
									Bottom	0"	1/8"												
P4	TX54-38	HAIRLINE HDR CRACKS			87.75	87.74	0"	1/4"IN	Top	0"	0"	✓	✓	✓	NA	✓	✓	✓	✓				
		CP HDR ME							Bottom	0"	1/4"												
								0"	0"	Top	0"	1/8"			NA	NA			12 1/2-12	NA			
									Bottom	0"	1/8"												
P5	TX54-38	CP UME HDR AT LS			87.75	87.73	0"	0"	Top	0-0"	0-1/4"	✓	✓	✓	NA	✓	✓	✓	✓				
		BLEND FJ RS						0"	3/8"IN	Bottom	0-0"	1/8-0"			NA	NA			12 5/8-12 5/8				
Steel reinforcement, strand & embedments were placed, inspected and meet all placement specification requirements.			RAMIRO DOMINGUEZ QC Signature		Strand detensioning was performed in accordance with approved QC procedures.				SERVANDO RODRIGUEZ QC Signature				Any repairs performed were done so in accordance with approved QC procedures or with Department approval.				SERVANDO RODRIGUEZ QC Signature						
Release of Tension Cylinders				Design Strength Cylinders				Mix Design #:				ASSCC6525FHVM				chkd/by				SR			
Cylinder ID	Stress	Average Stress	Age (Hrs)	Cylinder ID	Stress	Average Stress	Age (Days)	Time of Cylinders:				D: 11:27				R: 12:20				Cement			
P4	6451	6560	18.4 HRS	P1	9372	9350	7 DAYS	Slump (Inches):				I: 25 1/2				D: 25				Fly Ash			
P3	6668	Meets Required Rel.		P2	9318	Meets Req'd Des.						Inter: 25 1/2				R: 24				Coarse Agg			
	0				0							1 0 2 0				Inter: 0				Reinforcing Steel			
	0				0							Inter: 0				D: 0				R: 0			
	0				0							Air Temp (F): 76								Strand Producer / Siz			
	0				0							Concrete Temp (F): 84 84				D & R: 85 85				No. of Straight			
	0				0							Curing Temp (F): 73.7				Max: 153.3				No. of Draped			
	0				0							Curing Type: WATER								Alkalies: 0.54			
	0				0							Form Temp (F): SC#9.6				93				Notes: 19.3			
	0				0							Required Release: 4000											
	0				0							Required Design: 5000											
*See ASTM C1611 Table X1.1 for VSI values																							
Cylinder Testing Performed By:				DF SR				DENNY FISHER				QC Supervisor Signature											
The finished product conforms to contract drawings and all other specification requirements.																							

Precast Concrete Worksheet (Stressed)

Lab No.	16156605		County	HIDALGO		CSJ	0220-01-023.ETC		Material Code	0425PCBEAM		Bid Item / Mat	425-6039 / TX54									
Cast Date	06/03/16		Producer Code	725		Project No.	16-612 HCRMA 281		Quantity	438.75		Units	LF									
CASTING ID	ERECTION MARK	COMMENTS (Include NCR # when applicable and Sweep)	QTY	Panels		Required Length	Actual Length	Batter		Skew		Width	Depth	Proj. Steel	Block Out	Anchor Hole	Bearing Area	Horz. Align	Vert. Axis	Embed.		
				Area (sq ft)	Total Area (sq ft)			Req.	Act.	Req.	Act.											
P1	TX54-38	CP HDR UME RS				87.75	87.73	0"	0"	Top	0"	0"	✓	✓	✓	NA	✓	✓	✓	✓	✓	
										Bottom	0"	1/4"										
								0"	0"	Top	0"	1/8"				NA	NA			12 1/2-12	NA	
										Bottom	0"	1/4"										
P2	TX54-39	CP HDR ME RS				87.75	87.77	0"	1/4" OUT	Top	0"	1/8"	✓	✓	✓	NA	✓	✓	✓	✓	✓	
		CP HDR UME RS								Bottom	0"	0"										
								0"	3/8" IN	Top	0"	1/8"				NA	NA			12 1/2-12	PIPE	
										Bottom	0"	0"										
P3	TX54-41	CP HDR UME RS				87.75	87.74	0"	3/8" IN	Top	0"	0"	✓	✓	✓	NA	✓	✓	✓	✓	✓	
										Bottom	0"	0"										
								0"	1/8" IN	Top	0"	1/4"				NA	NA			12 5/8-12	NA	
										Bottom	0"	1/8"										
P4	TX54-41	CP HDR UME LS				87.75	87.76	0"	0"	Top	0"	0"	✓	✓	✓	NA	✓	✓	✓	✓	✓	
										Bottom	0"	1/4"										
								0"	1/4" IN	Top	0"	0"				NA	NA			12 1/2-12	NA	
										Bottom	0"	1/4"										
P5	TX54-42	CP HDR UME LS				87.75	87.73	0"	1/8" IN	Top	0-0"	1/4-1/4	✓	✓	✓	NA	✓	✓	✓	✓	✓	
								0"	1/4" IN	Bottom	0-0"	1/8-1/4				NA	NA				NA	
Steel reinforcement, strand & embedments were placed, inspected and meet all placement specification requirements.			MIKE ALLEN		Strand detensioning was performed in accordance with approved QC procedures.				SERVANDO RODRIGUEZ				Any repairs performed were done so in accordance with approved QC procedures or with Department approval.				SERVANDO RODRIGUEZ					
			QC Signature						QC Signature								QC Signature					
Release of Tension Cylinders				Design Strength Cylinders				Mix Design # : ASSCC6525FHVM				chkd/by SR				Material Sources						
Cylinder ID	Stress	Average Stress	Age (Hrs)	Cylinder ID	Stress	Average Stress	Age (Days)	Time of Cylinders:	D: 10:50	R: 11:40	Cement	Alamo Cement Type III S.A. Plant TX										
P5	8137	8320	66.9 HRS	P1	8129	8670	7 DAYS	Slump (Inches):	I: 26	D: 26	Fly Ash	Headwaters Oakgrove Plant TX										
P6	8502	Meets Required Rel.		P2	9208	Meets Req'd Des.		Inter:	D: 26	R: 26 1/2	Fine Agg.	Vulcan (1604 Pit) S.A. Plant TX										
	0				0			VSI Value*:	I: 1	D: 0	Coarse Agg.	Vulcan (1604 Pit) S.A. Plant TX										
	0				0			Inter:	D: 0	R: 0	Reinforcing Steel	National Wire Conroe TX										
	0				0			Air Temp (F):	73		Nucor-Jewett TX / Gerdau - Midlothian TX											
	0				0			Concrete Temp (F):	I: 80	D & R: 80 85	Strand Producer / Siz	1/2 // WMC Conroe TX										
	0				0			Curing Temp (F):	Min: 75.2	Max: 148.5	No. of Straight	24 FLD No NA										
	0				0			Curing Type:	WATER		No. of Draped	6 Uplift 2.52										
	0				0			Form Temp (F):	SC#9,16 75		Alkalies:	0.54 SO ₃ 3.8										
	0				0			Required Release:	4000		Notes:	19.31										
	0				0			Required Design:	5000													
								*See ASTM C1611 Table X1.1 for VSI values														
Cylinder Testing Performed By:								SR														
The finished product conforms to contract drawings and all other specification requirements.								DENNY FISHER														
								QC Supervisor Signature														

Precast Concrete Worksheet (Stressed)

Lab No.		16156622		County		HIDALGO		CSJ		0220-01-023.ETC		Material Code		0425PCBEAM		Bid Item / Mat		425-6039 / TX54					
Cast Date		06/06/16		Producer Code		725		Project No.		16-612 HCRMA 281		Quantity		438.75		Units		LF					
CASTING ID	ERECTION MARK	COMMENTS (Include NCR # when applicable and Sweep)	Panels		Required Length	Actual Length	Batter		Skew		Width	Depth	Proj. Steel	Block Out	Anchor Hole	Bearing Area	Horz. Align	Vert. Axis	Embed.				
			QTY	Area (sq ft)			Total Area (sq ft)	Req.	Act.	Req.										Act.			
T1	TX54-39	CP ME HDR AT LS			87.75	87.74	0"	0"	Top	0"	1/8"	✓	✓	✓	NA	✓	✓	✓	✓	✓			
									Bottom	0"	1/8"												
									0"	1/4"IN	Top	0"	1/4"		NA	NA		12 1/2-12	PIPE				
									Bottom	0"	1/8"												
T2	TX54-39	CP UME HDR LS			87.75	87.74	0"	0"	Top	0"	0"	✓	✓	✓	NA	✓	✓	✓	✓				
									Bottom	0"	1/8"												
									0"	1/2"IN	Top	0"	0"		NA	NA		12 1/2-12	PIPE				
									Bottom	0"	0"												
T3	TX54-39	BLEND FJ AT RS			87.75	87.77	0"	1/4"IN	Top	0"	0"	✓	✓	✓	NA	✓	✓	✓	✓				
		FOOTPRINT AT TOP LS							Bottom	0"	0"												
									0"	1/8"IN	Top	0"	1/4"		NA	NA		12 1/2-12	PIPE				
									Bottom	0"	1/8"												
T4	TX54-40	WASHOUT AT TOP RS			87.75	87.77	0"	0"	Top	0"	1/4"	✓	✓	✓	NA	✓	✓	✓	✓				
									Bottom	0"	1/8"												
									0"	0"	0"				NA	NA		12 5/8-12	PIPE				
									Bottom	0"	1/8"												
T5	TX54-40	CP UME HDR AT LS			87.75	87.76	0"	1/2"IN	Top	0-0"	0-1/8"	✓	✓	✓	NA	✓	✓	✓	✓				
									Bottom	0-0"	1/4-1/4"				NA	NA		12 1/2-12	NA				
Steel reinforcement, strand & embedments were placed, inspected and meet all placement specification requirements.			MIKE ALLEN		Strand detensioning was performed in accordance with approved QC procedures.				SERVANDO RODRIGUEZ				Any repairs performed were done so in accordance with approved QC procedures or with Department approval.				MIKE ALLEN						
			QC Signature						QC Signature								QC Signature						
Release of Tension Cylinders				Design Strength Cylinders				Mix Design # :				ASSCC6525FHVM				chkd/by				SR			
Cylinder ID	Stress	Average Stress	Age (Hrs)	Cylinder ID	Stress	Average Stress	Age (Days)	Time of Cylinders:		D:	10.24		R:	11.10		Cement		Alamo Cement Type III S.A. Plant TX					
T2	6168	5950	19.5 HRS	T1	8377	8660	7 DAYS	Slump (Inches):		I:			D & R:			Fly Ash		Headwaters Oakgrove Plant TX					
T3	5735	Meets Required Rel.		T2	8937	Meets Req'd Des.				1	23	2	24 1/2	Inter:		Fine Agg.	Vulcan (1604 Pit) S.A. Plant TX						
	0				0					Inter:	D:	23 1/2	R:	23 1/2	Coarse Agg.	Vulcan (1604 Pit) S.A. Plant TX							
	0				0					1	0	2	0	Inter:		Reinforcing Steel	National Wire Conroe TX						
	0				0					Inter:	D:	0	R:	0		Nucor-Jewett TX / Gerdau - Midlothian TX							
	0				0					Air Temp (F):				78				Strand Producer / Siz		1/2 //Insteel Sanderson FL			
	0				0					Concrete Temp (F):		I:	82 83	D & R:	83 85	No. of Straight		24 FLD No		NA			
	0				0					Curing Temp (F):		Min:	77.6	Max:	145.6	No. of Draped		6 Uplift		2.52			
	0				0					Curing Type:				WATER				Alkalies:		0.54 SO ₃ : 3.8			
	0				0					Form Temp (F):		SC#9,16		90		Notes:		19.31					
	0				0					Required Release:				4000									
	0				0					Required Design:				5000									
*See ASTM C1611 Table X1.1 for VSI values																							
Cylinder Testing Performed By:				SR DF				DENNY FISHER				QC Supervisor Signature											
The finished product conforms to contract drawings and all other specification requirements.																							

Precast Concrete Worksheet (Stressed)

Site Mgr. ID:	Lab No. 116156642		County	HIDALGO	CSJ	0220-01-023.ETC	Material Code	0425PCBEAM	Bid Item / Mat	425-6039 / TX54											
Cast Date	06/07/16		Producer Code	725	Project No.	16-612 HCRMA 281	Quantity	432.00	Units	LF											
CASTING ID	ERECTION MARK	COMMENTS (Include NCR # when applicable and Sweep)	Panels		Required Length	Actual Length	Batter		Skew		Width	Depth	Proj. Steel	Block Out	Anchor Hole	Bearing Area	Horz. Align	Vert. Axis	Embed.		
			QTY	Area (sq ft)			Req.	Act.	Req.	Act.											
P1	TX54-44	HAIRLINE HDR CRACKS			108.00	108.00	0"	1/4"OUT	Top	0"	0"	✓	✓	✓	NA	✓	✓	✓	✓	✓	
		CP ME HDR AT RS							Bottom	0"	1/8"										
		BLEND FJ AT LS					0"	1/8"IN	Top	0"	1/8"			NA	NA			12 5/8-12 5/8			
									Bottom	0"	1/8"										
P2	TX54-44	HAIRLINE HDR CRACKS			108.00	108.04	0"	1/4"IN	Top	0"	0"	✓	✓	✓	NA	✓	✓	✓	✓		
		CP HDR ME RS							Bottom	0"	0"										
							0"	1/4"IN	Top	0"	1/4"			NA	NA			12 5/8-12 3/4			
									Bottom	0"	1/4"										
P3	TX54-45	HAIRLINE HDR CRACKS			108.00	108.01	0"	1/8"IN	Top	0"	1/8"	✓	✓	✓	NA	✓	✓	✓	✓		
		FOOTPRINT TOP RS UME							Bottom	0"	1/4"										
		CP ME HDR RS					0"	0"	Top	0"	1/8"			NA	NA			12 5/8-12 5/8	SQ PIPE		
									Bottom	0"	0"										
P4	TX54-45	HAIRLINE HDR CRACKS			108.00	108.02	0"	1/4"IN	Top	0"	0"	✓	✓	✓	NA	✓	✓	✓	✓		
		CP TOP AT RS							Bottom	0"	1/4"										
							0"	0"	Top	0"	0"			NA	NA			12 5/8-12 5/8	SQ PIPE		
									Bottom	0"	1/8"										
									Top												
									Bottom												
Steel reinforcement, strand & embedments were placed, inspected and meet all placement specification requirements.			MIKE ALLEN QC Signature		Strand detensioning was performed in accordance with approved QC procedures.			SERVANDO RODRIGUEZ QC Signature		Any repairs performed were done so in accordance with approved QC procedures or with Department approval.			ERVANDO RODRIGUEZ QC Signature								
Release of Tension Cylinders				Design Strength Cylinders				Mix Design #:				ASSCC6525FHVM				chkd/by		SR			
Cylinder ID	Stress	Average Stress	Age (Hrs)	Cylinder ID	Stress	Average Stress	Age (Days)	Time of Cylinders:	D:	8:17	R:	9:10	Cement	Alamo Cement Type III S.A. Plant TX							
P2	6530	6480	21.6 HRS	P1	8933	8950	7 DAYS	Slump (Inches):	I:		D & R:		Fly Ash	Headwaters Oakgrove Plant TX							
P3	6435	Meets Required Rel.		P2	8971	Meets Req'd Des.			1	23	2	25 1/2	Inter:	Fine Agg. Vulcan (1604 Pit) S.A. Plant TX							
	0				0				Inter:	D:	23	R:	27	Coarse Agg. Vulcan (1604 Pit) S.A. Plant TX							
	0				0			VSI Value*:	1	0	2	0	Inter:	Reinforcing Steel National Wire Conroe TX							
	0				0				Inter:	D:	0	R:	0	Nucor-Jewett TX / Gerdau - Midlothian TX							
	0				0			Air Temp (F):	65				Strand Producer / Size 1/2/11steel Houston TX / V								
	0				0			Concrete Temp (F):	I:	73 73	D & R:	80 80	No. of Straight 44 FLD No. NA								
	0				0			Curing Temp (F):	Min:	77.3	Max:	153	No. of Draped 8 Uplift 17.72								
	0				0			Curing Type:	WATER				Alkalies: 0.54 SO ₃ : 3.8								
	0				0			Form Temp (F):	SC#9,16 67				Notes: 23.76								
	0				0			Required Release:	4800												
	0				0			Required Design:	5600												
								*See ASTM C1611 Table X1.1 for VSI values													
Cylinder Testing Performed By:				SR				DENNY FISHER													
The finished product conforms to contract drawings and all other specification requirements.								QC Supervisor Signature													

Precast Concrete Worksheet (Stressed)

Site Mgr. ID:	Lab No. 116156659		County	HIDALGO	CSJ	0220-01-023.ETC	Material Code	0425PCBEAM	Bid Item / Mat	425-6039 / TX54										
Cast Date	06/08/16		Producer Code	725	Project No.	16-612 HCRMA 281	Quantity	438.75	Units	LF										
CASTING ID	ERECTION MARK	COMMENTS (Include NCR # when applicable and Sweep)	Panels		Required Length	Actual Length	Batter		Skew		Width	Depth	Proj. Steel	Block Out	Anchor Hole	Bearing Area	Horz. Align	Vert. Axis	Embed.	
			QTY	Area (sq ft)			Req.	Act.	Req.	Act.										
T1	TX54-42	CP WING LS			87.75	87.76	0"	3/8" OUT	Top	0"	0"	✓	✓	✓	NA	✓	✓	✓	✓	✓
								Bottom	0"	0"										
								0"	1/8" IN	Top	0"	0"		NA	NA			12 1/2-12	PIPE	
								Bottom	0"	1/4"									PVC RS	
T2	TX54-49	HAIRLINE HDR CRACKS			87.75	87.80	0"	1/4" OUT	Top	0"	0"	✓	✓	✓	NA	✓	✓	✓	✓	
		CP ME HDR AT RS						Bottom	0"	0"								3/4"		
								0"	3/8" IN	Top	0"	1/8"		NA	NA			12 1/2-12	PVC	
								Bottom	0"	0										
T3	TX54-49	CP UME HDR LS			87.75	87.76	0"	0"	Top	0"	1/4"	✓	✓	✓	NA	✓	✓	✓	✓	
		HAIRLINE HDR CRACKS						Bottom	0"	1/4"								3/4"		
								0"	1/2" IN	Top	0"	0"		NA	NA			12 1/2-12	PVC	
								Bottom	0"	1/8"										
T4	TX54-51	HAIRLINE HDR CRACKS			87.75	87.78	0"	0"	Top	0"	0	✓	✓	✓	NA	✓	✓	✓	✓	
		CP ME HDR AT LS						Bottom	0"	1/4"								3/4"		
								0"	1/4" OUT	Top	0"	0"		NA	NA			12 1/2-12	PVC	
								Bottom	0"	0"										
T5	TX54-51	HAIRLINE HDR CRACKS			87.75	87.77	0"	1/8" OUT	Top	0-0"	0-0"	✓	✓	✓	NA	✓	✓	✓	✓	
		BLEND FJ AT RS						1/4" IN	Bottom	0-0"	1/8-0"				NA	NA		12 1/2-12	3/4" PVC	
Steel reinforcement, strand & embedments were placed, inspected and meet all placement specification requirements.			MIKE ALLEN QC Signature		Strand detensioning was performed in accordance with approved QC procedures.				SERVANDO RODRIGUEZ QC Signature				Any repairs performed were done so in accordance with approved QC procedures or with Department approval.				SERVANDO RODRIGUEZ QC Signature			
Release of Tension Cylinders				Design Strength Cylinders				Mix Design # : ASSCC6525FHVM				chkd/by SR				Material Sources				
Cylinder ID	Stress	Average Stress	Age (Hrs)	Cylinder ID	Stress	Average Stress	Age (Days)	Time of Cylinders	D:	11:01	R:	11:40	Cement	Alamo Cement Type III S.A. Plant TX						
T3	6154	6210	19 HRS	T1	8380	8360	7 DAYS	Slump (Inches):	1:	24 1/2	2:	25 1/2	Fly Ash	Headwaters Oakgrove Plant TX						
T7	6262	Meets Required Rel.		T2	8347	Meets Req'd Des.		Inter:	D:	24 1/2	R:	25	Fine Agg.	Vulcan (1604 Pit) S.A. Plant TX						
	0				0			VSI Value*:	1:	0	2:	0	Coarse Agg.	Vulcan (1604 Pit) S.A. Plant TX						
	0				0			Air Temp (F):	80				Reinforcing Steel	National Wire Conroe TX						
	0				0			Concrete Temp (F):	1:	83 83	D & R:	85 85	Nucor-Jewett TX / Gerdau - Midlothian TX							
	0				0			Curing Temp (F):	Min:	73.7	Max:	153	Strand Producer / Siz	1/2	Insteel Sanderson FL					
	0				0			Curing Type:	WATER				No. of Straight	24	FLD No	NA				
	0				0			Form Temp (F):	SC#9.6 112				No. of Draped	6	Uplift	2.52				
	0				0			Required Release:	4000				Alkalies:	0.54	SO ₂	3.8				
	0				0			Required Design:	5000				Notes:							
*See ASTM C1611 Table X1.1 for VSI values																				
Cylinder Testing Performed By:				SR				DENNY FISHER												
The finished product conforms to contract drawings and all other specification requirements.																				
QC Supervisor Signature																				



Government Solutions

Federal tax ID: 22-3695478
1301 South Mopac Expressway
Suite 375
Austin, TX 78746
Phone: 800-845-6801
Fax: 512-732-0232

Please remit payment to:
SHI Government Solutions Inc.
P.O. Box 847434
Dallas, TX 75284-7434
Wire information:
Bank of America
a/c# 004795846371
ABA# 111000025

INVOICE NO.

GB00204233

Invoice date 8/11/2016
Customer number 3004509
Sales order GS00283501

Finance charge of 1.5% per month will be charged on past due accounts-18% per year. All returns require an RMA number supplied by your SHI GS sales team.

Bill To

Hidalgo County Regional Mobility Authority
P.O. Box 1766
Flor E Koll
Pharr, TX 78577
USA

Ship To

Hidalgo County Regional Mobility Authority
118 S Cage Blvd 4th Floor
Attn: Flor E. Koll
Pharr, TX 78577
USA
2016-43/Flor Koll

Ship Date	Salesperson	Purchase Order	Ship Via	FOB	Terms
8/11/2016	TX Local Gov't (Darron Gross)	2016-43	LICENSE ONLY	FOB DEST	NET 30

Item No. Mfg Part No.	Description	Qty Ordered	Qty Shipped	Unit Price	Extended Price
31181387 H30-05641 No Media MICROSOFT SELECT	PrjctPro 2016 SNGL MVL w1PrjctSvrCAL 2016 Windows - Multiple Windows Platform Single Language No Media Software Contract number: DIR-SDD-2503 Enrollment No.: ACB33279 Agreement No.: 7118883 Country of Usage: USA	3	3	606.20	1,818.60

Quote: 11987348

Sales Balance	1,818.60
Freight	0.00
Recycling Fee	0.00
Sales Tax	0.00
Total	1,818.60
Currency	USD

HIDALGO COUNTY REGIONAL MOBILITY AUTHORITY
PAYMENT SUMMARY

Dannenbaum Engineering -- Program Management
\$18,204,750.67 Maximum Payable Fee

Maximum fee minus approved WA \$321,419.67

	Approved WA Amount	12/12/2011	1/13/2012	2/14/2012	3/9/2012	4/9/2012	5/8/2012	6/7/2012	7/7/2012	8/6/2012	9/7/2012	10/8/2012	Pg 1 WA Billed to Date	Pg 1 WA Balance
WA#1	\$909,960.63	\$255,645.93	\$226,404.86	\$155,211.93	\$145,740.60	\$81,955.77	\$45,001.54						\$909,960.63	\$0.00
WA#2	\$0.00													\$0.00
WA#3	\$57,750.00						\$5,775.00						\$5,775.00	\$51,975.00
WA#4	\$694,355.85						\$51,286.99	\$147,460.94	\$190,229.04	\$163,719.99	\$141,658.89		\$694,355.85	\$0.00
WA#5	\$847,369.93											\$168,865.92	\$168,865.92	\$678,504.01
	\$2,509,436.41	\$255,645.93	\$226,404.86	\$155,211.93	\$145,740.60	\$81,955.77	\$102,063.53	\$147,460.94	\$190,229.04	\$163,719.99	\$141,658.89	\$168,865.92	\$1,778,957.40	\$730,479.01
														\$2,509,436.41

* Note:

WA#1 was approved in the amount of \$909,960.63 to provide an assessment of all Authority activity, expenses and progress to date.

WA#2 for the La Joya Relief Route was not necessary and cancelled.

WA#3 was approved in the amount of \$57,750.00 to provide title reports for the SH 365 Project.

May 8, 2012 billing for WA#1 reduced by \$5,459.01 to meet approved amount.

WA#4 was approved in the amount of \$891,814.61 to provide program management for the SH 365 and IBTC Projects for a period of 3 months.

August 6, 2012 billing for WA#4 credited \$70.00 due to overpayment on July 7, 2012 invoice.

Balance for WA#4 was deducted from approved amount of \$891,814.61 by Supplemental 1 in the amount of \$197,458.76 and closed out

WA#5 was approved in the amount of \$802,369.93 to continue program management for the SH 365 Project for 3 additional months.

WA#5 was amended and restated to add \$45,000 for public outreach for a revised WA#5 amount of \$847,369.93

Balance for WA#5 was deducted from approved amount of \$847,369.93 by supplemental 1 in the amount of \$78,132.97 and closed out

WA#6 was approved in the amount of \$689,834.33 for program management of SH 365 for 3 additional months.

WA#7 was proposed for a route study for the City of Pharr, but cancelled.

WA#8 was approved in the amount of \$574,581.59 for program management of SH 365 and the Overweight truck corridor.

Supplemental No. 1 to WA#6 added a T&R Study for Overweight Trucks on SH 365 in the amount of \$81,309.04

Supplemental No. 2 to WA#6 added a Value Engineering Study for SH 365 in the amount of \$149,120.30

Supplemental No. 3 to WA#6 added a low level aerial flight and topographic survey for IBTC in the amount of \$346,720.31

Supplemental No. 4 to WA#6 continued program management for SH 365 and IBTC in the amount of \$1,437,465.41. Professional Service Agreement to be amended prior to exceeding \$5,000,000 maximum payable amount.

Supplemental No. 5 to WA#6 added non destructive utility locations for SH 365 in the amount of \$117,054.83.

Supplemental No. 6 to WA#6 revised scope of service for additional environmental coordination and Cross Valley Project Intervention work. No change in work authorization amount.

Supplemental No. 1 to WA#8 deducted remaining balance of work authorization in the amount of \$114,581.59 and closed out WA#8.

WA#9 was approved in the amount of \$10,340,781.60 for Program and Construction Management for SH 365 and IBTC Projects through 2018.

WA# 10, 11, 12, 13, 14 & 15 approved March 19, 2014 in the amounts of \$285,984.85, \$49,034.16, \$180,053.72, \$89,062.56, \$397,750.88, \$80,256.47 respectively.

Supplemental No. 7 to WA#6 and WA# 16 approved May 21, 2012 in the amount of \$64,990.00 and \$215,571.04.

WA#17 approved June 18, 2014 in the amount of \$110,078.54 to provide traffic signal warrant projected traffic counts for both the SH 365 and IBTC Projects.

Supplemental No. 1 to WA#10 and Supplemental No. 1 to WA# 17 approved August 27, 2014, both for no cost (\$0.0) time extensions.

WA#18 approved September 24, 2014 in the amount of \$355,355.20 to provide non destructive utility locations for the IBTC Project.

WA#19 approved July 28, 2015 in the amount of \$24,270.44 to provide scenario analysis for SH 365 Investment Grade Traffic and Revenue Study.

WA#20 approved December 15, 2015 in the amount of \$299,649.23 to provide an update for the SH 365 Investment Grade Traffic and Revenue Study.

Prepared by: 1-1-1 Approved for Payment 8/11/2016
P. Rodriguez, PE Date

Tx PE #85,567

8/11/2016

Dannenbaum Engineering - Program Management	Maximum payable
	\$18,204,750.67

Prepared by:
P. Rodriguez, PE
Tx PE #85,567
8/11/2016

HIDALGO COUNTY REGIONAL MOBILITY AUTHORITY
PAYMENT SUMMARY

Dannenbaum Engineering – Program Management		Invoice Date										WA	
\$18,204,750.67		Maximum fee minus approved WA										Total Billed	Balance
Maximum payable fee		9/9/2014	10/8/2014	11/7/2014	12/5/2014	1/9/2015	2/9/2015	3/9/2015	4/9/2015	6/7/2015	6/5/2015	7/8/2015	
Approved WA Amount													
WA#1	\$909,960.63											\$909,960.63	\$0.00
WA#2	\$0.00											\$0.00	\$0.00
WA#3	\$57,750.00											\$57,750.00	\$0.00
WA#4 *	\$694,355.85											\$694,355.85	\$0.00
WA#5 *	\$769,236.96											\$769,236.96	\$0.00
WA#6	\$689,834.33											\$689,834.33	\$0.00
SH1 to WA#6	\$81,309.04											\$81,309.04	\$0.00
SH2 to WA#6	\$149,120.30											\$149,120.30	\$0.00
SH3 to WA#6	\$346,720.31											\$346,720.31	\$0.00
SH4 to WA#6	\$1,437,465.41											\$1,437,465.41	\$0.00
SH5 to WA#6	\$117,054.83											\$117,054.83	\$0.00
SH6 to WA#6	\$0.00											\$0.00	\$0.00
SH7 to WA#6	\$64,990.00	\$3,249.50										\$64,990.00	\$0.00
WA#8	\$574,581.59											\$460,000.00	\$114,581.59
SH1 to WA#8	(\$114,581.59)											\$0.00	-\$114,581.59
WA#9	\$10,340,781.60	\$279,270.73	\$363,793.94	\$268,244.58	\$327,098.02	\$253,844.58	\$152,864.68	\$128,638.52	\$131,592.53	\$196,999.49	\$207,648.50	\$3,984,219.36	\$6,356,562.24
WA#10	\$285,984.85	\$42,921.16	\$28,457.93									\$257,526.92	\$28,457.93
WA#11	\$49,034.16											\$49,034.16	\$0.00
WA#12	\$180,053.72				\$2,104.24							\$180,053.72	\$0.00
WA#13	\$89,062.56											\$89,062.56	\$0.00
WA#14	\$399,355.20	\$27,034.41	\$16,149.48									\$399,355.20	\$0.00
WA#15	\$80,256.47											\$80,256.47	\$0.00
WA#16	\$215,571.04	\$32,904.81		\$21,395.07								\$137,093.51	\$78,477.53
WA#17	\$110,078.54	\$62,319.38	\$3,227.10									\$110,078.23	\$0.31
WA#18	\$355,355.20				\$142,142.08	\$213,213.12						\$355,355.20	\$0.00
	\$17,883,331.00	\$447,699.99	\$411,628.45	\$289,639.65	\$471,344.34	\$467,057.70	\$152,864.68	\$128,638.52	\$131,592.53	\$196,999.49	\$207,648.50	\$11,419,832.99	\$6,463,498.01
												\$17,883,331.00	

Prepared by:
P. Rodriguez, PE
Tx PE #85,567
8/11/2016

HIDALGO COUNTY REGIONAL MOBILITY AUTHORITY
PAYMENT SUMMARY

Dannenbaum Engineering - Program Management		Invoice Date										WA	
\$18,204,750.67		Maximum fee minus approved WA										Total Bill	Balance
Maximum payable fee		8/10/2015	9/8/2015	10/7/2015	11/6/2015	12/4/2015	1/8/2016	2/8/2016	3/8/2016	4/7/2016	5/9/2016	6/9/2016	
WA#1	Approved WA Amount												
WA#2	\$909,960.63												\$0.00
WA#3	\$0.00												\$0.00
WA#4 *	\$57,750.00												\$0.00
WA#5 *	\$694,355.85												\$0.00
WA#6	\$769,236.96												\$0.00
SH1 to WA#6	\$689,834.33												\$0.00
SH2 to WA#6	\$81,309.04												\$0.00
SH3 to WA#6	\$149,120.30												\$0.00
SH4 to WA#6	\$346,720.31												\$0.00
SH5 to WA#6	\$1,437,465.41												\$0.00
SH6 to WA#6	\$117,054.83												\$0.00
SH7 to WA#6	\$0.00												\$0.00
WA#8	\$64,990.00												\$0.00
SH1 to WA#8	\$574,581.59												\$0.00
WA#9	(\$114,581.59)												\$114,581.59
WA#10	\$10,340,781.60	\$163,711.05	\$187,869.69	\$170,625.67	\$203,595.13	\$134,601.60	\$131,554.89	\$152,787.99	\$141,912.16	\$158,438.83	\$167,116.15	\$160,255.29	\$5,756,687.81
WA#11	\$285,984.85												\$257,526.92
WA#12	\$49,034.16												\$49,034.16
WA#13	\$180,053.72												\$180,053.72
WA#14	\$89,062.56												\$89,062.56
WA#15	\$399,355.20												\$399,355.20
WA#16	\$80,256.47												\$80,256.47
WA#17	\$215,571.04			\$31,612.62					\$24,620.41				\$137,093.51
WA#18	\$110,078.54												\$110,078.23
WA#19	\$355,355.20												\$355,355.20
WA#20	\$21,770.44	\$21,770.44											\$21,770.44
	\$299,649.23							\$6,900.00		\$104,323.57	\$50,911.65	\$69,442.13	\$231,577.35
	\$18,204,750.67	\$185,481.49	\$187,869.69	\$202,238.29	\$203,595.13	\$134,601.60	\$131,554.89	\$159,687.99	\$166,532.57	\$262,762.40	\$218,027.80	\$229,697.42	\$13,445,649.23
													\$18,204,750.67

Prepared by:
P. Rodriguez, PE
Tx PE #85,567
8/11/2016

5




HCRMA
HIDALGO COUNTY REGIONAL MOBILITY AUTHORITY

REQUEST FOR RECOMMENDATION ON PAYMENT

To: Pilar Rodriguez

Month and Year	July 2016	
Contractor	Dannenbaum Engineering	
Project/WA	Supplemental to WA No. 6 and WA No. 20	
Invoice #	4652-01/57/XV	08/05/2016
Amount	\$ 240,340.14	
Date Received	08/09/2016	

Recommendation:	<u>P.R.</u> Approval	_____ Disapproval
Comments:		
		<u>8/11/2016</u>
Pilar Rodriguez, Executive Director		Date

DANNENBAUM ENGINEERING CORPORATION

1109 NOLANA LOOP, SUITE 208 McALLEN, TEXAS 78504 (956) 682-3677

ENGINEERING
EXCELLENCE
SINCE
1945

August 5, 2016

Pilar Rodriguez, P.E. Executive Director
HCRMA
118 S. Cage Blvd, 4th Floor
Pharr, Texas 78577

***Re: Hidalgo County Regional Mobility Authority (HCRMA) –
Invoice for Work Authorization No. 1 (4652-01/57/XV)***

Dear Mr. Rodriguez,

Enclosed please find Invoice 465201/57/XV for all Supplements to W.A. No. 6 and W.A. No. 20 totaling \$240,340.14 of which Dannenbaum's fee \$218,081.32 with remaining being sub consultants with Dannenbaum receiving no markup. This total includes:

- \$ 0.00 for S.W.A. No. 1 to W.A. No. 6 at 100%
- \$ 0.00 for S.W.A. No. 2 to W.A. No. 6 at 100%
- \$ 0.00 for S.W.A. No. 3 to W.A. No. 6 at 100%
- \$ 0.00 for S.W.A. No. 4 to W.A. No. 6 at 100%
- \$ 0.00 for S.W.A. No. 5 to W.A. No. 6 at 100%
- \$ 0.00 for S.W.A. No. 5 & No. 7 to W.A. No. 6 at 100%
- \$ 0.00 for S.W.A. No. 6 to W.A. No. 6 (Replaced Supplemental No. 6 to W.A. No. 6) at 100%
- \$ 0.00 for W.A. No. 8 at 100%
- \$ 232,810.32 for W.A. No. 9 at 59.47%
- \$ 0.00 for W.A. No. 10 at 100%
- \$ 0.00 for W.A. No. 11 at 100%
- \$ 0.00 for W.A. No. 12 at 100%
- \$ 0.00 for W.A. No. 13 at 100%
- \$ 0.00 for W.A. No. 14 at 100%
- \$ 0.00 for W.A. No. 15 at 100%
- \$ 0.00 for W.A. No. 16 at 89.68%
- \$ 0.00 for W.A. No. 17 at 100%
- \$ 0.00 for W.A. No. 18 at 100%
- \$ 0.00 for W.A. No. 19 at 100%
- \$ 7,528.82 for W.A. No. 20 at 87.76%

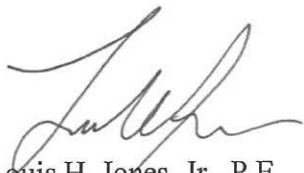
For Program Management Consultant Services performed for the Hidalgo County Regional Mobility Authority (HCRMA). We have enclosed a Progress Report to support our invoice.

The billing cycle is from July 1, 2016 through July 31, 2016.

Total due this invoice is \$240,340.14

If you have any questions, please feel free to contact me at (956) 682-3677 or (832) 771-4904.

Sincerely,

A handwritten signature in black ink, appearing to read "L. Jones, Jr.", with a stylized flourish at the end.

Louis H. Jones, Jr., P.E.
Program Manager

Enclosure(s)

cc: Richard D. Seitz, P.E. - Dannenbaum Engineering Corporation
Gustavo O. Lopez, P.E. - Dannenbaum Engineering Corporation
Eric Davila, P.E. - Dannenbaum Engineering Corporation

DANNENBAUM ENGINEERING CORPORATION

1109 NOLANA LOOP, SUITE 208 MCALLEN, TEXAS 78504 (956) 682-3677 (956) 686-1822

August 4, 2016

Pilar Rodriguez, P.E. - Executive Director
Hidalgo County Regional Mobility Authority
118 South Cage Boulevard, 4th Floor
Pharr, Texas 78577

Project Name: HCRMA Program Management Consultant Contract
Work Authorization No. 1 through No. 20

Invoice Number: 465201/57/XV
Invoice Period: 07/01/2016 - 07/31/2016

INVOICE SUMMARY

WORK ORDER NO.	DESCRIPTION OF WORK TASK	TOTAL COST	PERCENT COMPLETE TO DATE	AMOUNT EARNED TO DATE	PREVIOUSLY BILLED	CURRENT BILLING
1	Research Planning/Immediate Operations Phase	\$909,960.63	100.00%	\$909,960.63	\$909,960.63	\$0.00
2	Advanced Planning for La Joya Relief Route (NOT APPROVED)	\$0.00	0.00%	\$0.00	\$0.00	\$0.00
3	Title Reports for TCC	\$57,750.00	100.00%	\$57,750.00	\$57,750.00	\$0.00
4	Engineering Management/Partial Operations Implementation/Public Outreach	\$694,355.85	100.00%	\$694,355.85	\$694,355.85	\$0.00
5	Engineering Management/Partial Operations Implementation/Public Outreach	\$769,236.96	100.00%	\$769,236.96	\$769,236.96	\$0.00
6	Engineering Management/Partial Operations Implementation/Public Outreach	\$689,834.33	100.00%	\$689,834.33	\$689,834.33	\$0.00
	Sketch Level Assessment of Potential Truck Diversion from Nogales Poe to Texas	\$81,309.04	100.00%	\$81,309.04	\$81,309.04	\$0.00
	Value Engineering Report for SH 365	\$149,120.30	100.00%	\$149,120.30	\$149,120.30	\$0.00
	IBTC Low Level Flight	\$346,720.31	100.00%	\$346,720.31	\$346,720.31	\$0.00
	Engineering Management/Partial Operations Implementation/Public Outreach	\$1,437,465.41	100.00%	\$1,437,465.41	\$1,437,465.41	\$0.00
	SUE Services - SH 365	\$182,044.83	100.00%	\$182,044.83	\$182,044.83	\$0.00
	Systemwide Management & Project Management Tasks	\$460,000.00	100.00%	\$460,000.00	\$460,000.00	\$0.00
	Systemwide Management & Project Management Tasks - SH 365	\$6,563,576.63	61.54%	\$4,039,232.85	\$3,822,286.91	\$216,945.94
	Systemwide Management & Project Management Tasks - IBTC	\$3,777,204.97	57.40%	\$2,168,192.70	\$2,152,327.32	\$15,865.38
10	IBTC ROW Strip Map Development	\$285,984.85	100.00%	\$285,984.85	\$285,984.85	\$0.00
11	IBTC Update Topo Survey due to VE Changes	\$49,034.16	100.00%	\$49,034.16	\$49,034.16	\$0.00
12	TRZ No. 2 / HCAD Tax Database Update	\$180,053.72	100.00%	\$180,053.72	\$180,053.72	\$0.00
13	IBTC Environmental Assessment (Regional Toll Analysis)	\$89,062.56	100.00%	\$89,062.56	\$89,062.56	\$0.00
14	Investment Grade Traffic & Revenue Study for SH365 & IBTC	\$399,355.20	100.00%	\$399,355.20	\$399,355.20	\$0.00
15	TIGER VI Grant Preparation	\$80,256.47	100.00%	\$80,256.47	\$80,256.47	\$0.00
16	Hydrologic & Hydraulic Studies	\$215,571.04	89.68%	\$193,326.54	\$193,326.54	\$0.00
17	Traffic Projections for Intersections along SH 365 & IBTC	\$110,078.54	100.00%	\$110,078.54	\$110,078.54	\$0.00
18	IBTC SUE Services	\$355,355.20	100.00%	\$355,355.20	\$355,355.20	\$0.00
19	Scenario Analysis on SH 365 Traffic and Revenue	\$21,770.44	100.00%	\$21,770.44	\$21,770.44	\$0.00
20	SH 365 & IBTC Traffic and Revenue Study Update	\$299,649.23	87.76%	\$262,974.85	\$255,446.03	\$7,528.82
	TOTALS	\$18,204,750.67	76.97%	\$14,042,475.74	\$13,772,135.60	\$240,340.14

TOTAL DUE THIS INVOICE:

\$240,340.14

8/11/2016 Pay

**MONTHLY PROGRESS PAYMENT INVOICE - DANNENBAUM ENGINEERING CORPORATION
FOR CONSULTING ENGINEER'S SERVICES**

August 4, 2016

Pilar Rodriguez, P.E. - Executive Director
Hidalgo County Regional Mobility Authority
510 South Pleasantview Drive
Weslaco, Texas 78596

Work Order No. 1:
Research Planning/Immediate Operations Phase

Invoice Number: 465201/57/XV
Invoice Period: 07/01/2016 - 07/31/2016

TASK CODE	DESCRIPTION OF WORK TASK	TOTAL COST	PERCENT COMPLETE TO DATE	AMOUNT EARNED TO DATE	PREVIOUSLY BILLED	CURRENT BILLING
1	Research/Analyze/Gather all documents and develop Prog. Mgt. Plan (4 Months)	\$605,919.26	100.00%	\$605,919.26	\$605,919.26	\$0.00
2	Review/Monitor/Report/Implement All TxDOT Pass Thru / Toll Agreements (4 mo)	\$11,546.14	100.00%	\$11,546.14	\$11,546.14	\$0.00
3	Rev./Analyze TRZ for the entire HCRMA Rdwy. Sys. incld. La Joya Relief Rte.	\$18,983.62	100.00%	\$18,983.62	\$18,983.62	\$0.00
4	Gen. Eng. Consult. (GEC) Mgt. including contract negotiations (4 months)	\$173,210.21	100.00%	\$173,210.21	\$173,210.21	\$0.00
5	Procurement / Negotiations of Prof. Svcs.	\$27,248.50	100.00%	\$27,248.50	\$27,248.50	\$0.00
ODC	Direct Expenses	\$73,052.90	100.00%	\$73,052.90	\$73,052.90	\$0.00
	TOTALS	\$909,960.63	100.00%	\$909,960.63	\$909,960.63	\$0.00

TOTAL DUE WORK ORDER NO. 1:

\$0.00

**MONTHLY PROGRESS PAYMENT INVOICE - DANNENBAUM ENGINEERING CORPORATION
FOR CONSULTING ENGINEER'S SERVICES**

Work Order No. 1:
Research Planning/Immediate Operations Phase

Invoice Number: 465201/57/XV
Invoice Period: 07/01/2016 - 07/31/2016

DESCRIPTION OF WORK TASK	COST PER TASK	PERCENT COMPLETE TO DATE	AMOUNT EARNED TO DATE	PREVIOUSLY BILLED	CURRENT BILLING
TASK 1 Research/Analyze/Gather all documents and develop Prog. Mgt. Plan (4 Months)					
A. Research/Analyze/Gather all existing documents					
1. Organize/Analyze all documents received	\$ 35,455.62	100.00%	\$35,455.62	\$35,455.62	\$0.00
2. Review/Comment all consultant contracts	\$ 3,709.14	100.00%	\$3,709.14	\$3,709.14	\$0.00
3. Review/Analyze all schematics including North of US 83	\$ 75,561.96	100.00%	\$75,561.96	\$75,561.96	\$0.00
5. Review/Analyze/Comment on all financial studies	\$ 8,122.08	100.00%	\$8,122.08	\$8,122.08	\$0.00
6. Review/Analyze/Comment on all TxDOT comments on all existing documents	\$ 6,868.84	100.00%	\$6,868.84	\$6,868.84	\$0.00
B. Review Exist. Quantities/Estimates and Prep. Cursive Review of Proj. Dev. Cost Est. on all projects					
1. SH 365 / TCC (All Sections)	\$ 18,708.04	100.00%	\$18,708.04	\$18,708.04	\$0.00
2. IBTC All Sections	\$ 10,997.72	100.00%	\$10,997.72	\$10,997.72	\$0.00
3. US 281 Military Highway Overpass	\$ 10,875.76	100.00%	\$10,875.76	\$10,875.76	\$0.00
4. US 83 Connector to FM 495	\$ 6,917.40	100.00%	\$6,917.40	\$6,917.40	\$0.00
5. La Joya Relief Route Segment No. 1	\$ 11,046.28	100.00%	\$11,046.28	\$11,046.28	\$0.00
6. All Segments - North of US 83	\$ 19,838.44	100.00%	\$19,838.44	\$19,838.44	\$0.00
C. Develop Program Management Plan which includes the following components:					
2. Quality Control Plan	\$ 7,727.18	100.00%	\$7,727.18	\$7,727.18	\$0.00
3. Cost Control Plan	\$ 40,535.94	100.00%	\$40,535.94	\$40,535.94	\$0.00
4. Schedule Management /Tracking Plan	\$ 13,402.16	100.00%	\$13,402.16	\$13,402.16	\$0.00
5. Document Control Plan	\$ 11,459.16	100.00%	\$11,459.16	\$11,459.16	\$0.00
6. Financial Implementation Plan	\$ 74,782.58	100.00%	\$74,782.58	\$74,782.58	\$0.00
7. Right-of-way Acquisition Management Plan (Refer to Aranda & Associates)	\$ 11,098.50	100.00%	\$11,098.50	\$11,098.50	\$0.00
8. Utility Relocation Plan	\$ 8,301.76	100.00%	\$8,301.76	\$8,301.76	\$0.00
10. Environmental Document/Clearance/Permit Plan	\$ 6,502.26	100.00%	\$6,502.26	\$6,502.26	\$0.00
- SH365/TCC-Environmental-Atkins (formerly PBSJ)	\$ 20,194.80	100.00%	\$20,194.80	\$20,194.80	\$0.00
- IBTC-Environmental-Atkins (formerly PBSJ)	\$ 8,855.48	100.00%	\$8,855.48	\$8,855.48	\$0.00
- La Joya Bypass Phase I-B/TxDOT/Atkins	\$ 14,282.10	100.00%	\$14,282.10	\$14,282.10	\$0.00
12. Project Development / Capital Improvement Plan / Strategic Plan (CIP)	\$ 146,529.12	100.00%	\$146,529.12	\$146,529.12	\$0.00
13. General Engineering Consultant Plan Management (GEO Plan)	\$ 3,687.16	100.00%	\$3,687.16	\$3,687.16	\$0.00
14. Develop Budget for PMC Program for next 7 years	\$ 30,459.78	100.00%	\$30,459.78	\$30,459.78	\$0.00
TASK 2 Review/Monitor/Report/Implement All TxDOT Pass Thru / Toll Agreements (4 mo)					
A. Review/Monitor/Report/Implement All TxDOT Pass Thru / Toll Agreements which includes:					
1. SH 365 / Trade Corr. Conn. (TCC)(14.9 Mi.), includ. 1.97 mi. Anzalduas GSA Fac. Connect.	\$ 1,379.80	100.00%	\$1,379.80	\$1,379.80	\$0.00
- Review Agreement	\$ 750.62	100.00%	\$750.62	\$750.62	\$0.00
- Monitor Agreement (4 months)					
2. US 281 / Military Hwy Overpass	\$ 1,379.80	100.00%	\$1,379.80	\$1,379.80	\$0.00
- Review Agreement	\$ 750.62	100.00%	\$750.62	\$750.62	\$0.00
- Monitor Agreement					
3. La Joya Relief Route (Phase I)(8.3 Miles)	\$ 1,379.80	100.00%	\$1,379.80	\$1,379.80	\$0.00
- Review Agreement	\$ 5,154.88	100.00%	\$5,154.88	\$5,154.88	\$0.00
- Negotiate Agreement (1 meeting / 8 hrs / mtg) - Austin	\$ 750.62	100.00%	\$750.62	\$750.62	\$0.00
- Monitor Agreement					
4. US 281 - Falfurrias Toll Road	\$ -	0.00%	\$0.00	\$0.00	\$0.00
- Review Agreement	\$ -	0.00%	\$0.00	\$0.00	\$0.00
- Negotiate Agreement (2 meeting / 8 hrs / mtg) - Austin	\$ -	0.00%	\$0.00	\$0.00	\$0.00
- Monitor Agreement					

MONTHLY PROGRESS PAYMENT INVOICE - DANNENBAUM ENGINEERING CORPORATION FOR CONSULTING ENGINEER'S SERVICES

Work Order No. 1:

Research Planning/Immediate Operations Phase

Invoice Number: 465201/57/XV
Invoice Period: 07/01/2016 - 07/31/2016

DESCRIPTION OF WORK TASK	COST PER TASK	PERCENT COMPLETE TO DATE	AMOUNT EARNED TO DATE	PREVIOUSLY BILLED	CURRENT BILLING
TASK 3 Rev./Analyze TRZ for the entire HCRMA Rdwy. Sys. incld. La Joya Relief Rte.					
A. Rev./Analyze Trans.Reinvest. Zone (TRZ) for the entire Loop Proj. incld. the La Joya Relief Rte.					
1. Meet w/ Authority / County (2 mtgs @ 4 hrs / mtg)	\$ 5,044.16	100.00%	\$5,044.16	\$5,044.16	\$0.00
2. Prepare Exhibit / Hold One Public Mtg (1 mtg @ 4 hrs / mtg)	\$ 6,344.34	100.00%	\$6,344.34	\$6,344.34	\$0.00
3. Modify Metes & Bounds for TRZ Boundary (paper only)	\$ 7,595.12	100.00%	\$7,595.12	\$7,595.12	\$0.00
TASK 4 Gen. Eng. Consult. (GEC) Mgt. including contract negotiations (4 months)					
A. General Project Management / Governmental Liaison (4 Months)					
1. Prepare/Review PMC Team consultant contract	\$ 9,362.32	100.00%	\$9,362.32	\$9,362.32	\$0.00
2. Prepare monthly PMC Invoice	\$ 4,399.04	100.00%	\$4,399.04	\$4,399.04	\$0.00
3. Prepare monthly PMC progress reports	\$ 5,939.02	100.00%	\$5,939.02	\$5,939.02	\$0.00
4. Attend monthly HCRMA board meetings (4 hrs / mtg / mo)	\$ 7,559.36	100.00%	\$7,559.36	\$7,559.36	\$0.00
5. Attend monthly HCRMA planning meetings (2 hrs / mtg / mo)	\$ 4,265.44	100.00%	\$4,265.44	\$4,265.44	\$0.00
6. Attend monthly HCRMA exed comm meetings (2 hrs / mtg / mo)	\$ 3,779.68	100.00%	\$3,779.68	\$3,779.68	\$0.00
7. Attend monthly MPO meetings (2 hrs / mtg / mo)	\$ 11,329.84	100.00%	\$11,329.84	\$11,329.84	\$0.00
8. Attend monthly TxDot meetings (Austin) (8 hrs / mtg / mo)	\$ 7,195.04	100.00%	\$7,195.04	\$7,195.04	\$0.00
9. Attend various meetings (local/state) (4 per month) (2 hrs / mtg / mo)	\$ -	0.00%	\$0.00	\$0.00	\$0.00
10. Attend meeting in Washington DC (one meeting per 4 months) (3 days / mtg)	\$ 5,060.84	100.00%	\$5,060.84	\$5,060.84	\$0.00
11. Governmental Liaison	\$ 17,344.00	100.00%	\$17,344.00	\$17,344.00	\$0.00
12. Assist/plan/meet/negotiate with all cities in Hidalgo Co. on ordinance to increase truck usage of Toll Facilities					
B. General Engineering Consultant (GEC) Management of the following (4 Months)					
1. SH365/TCC - Environmental - Atkins (formerly PBSU)					
- Review / Analyze / Comment on Consultant Contracts	\$ 1,084.58	100.00%	\$1,084.58	\$1,084.58	\$0.00
- Review / Analyze / Comment on all existing schematics; plans; reports; design parameters, etc.	\$ 1,713.76	100.00%	\$1,713.76	\$1,713.76	\$0.00
- Oversee / Manage contract from 10/01/11 to 02/01/12	\$ 2,709.56	100.00%	\$2,709.56	\$2,709.56	\$0.00
2. IBTC - Environmental - Atkins (formerly PBSU)					
- Review / Analyze / Comment on Consultant Contracts	\$ -	0.00%	\$0.00	\$0.00	\$0.00
- Review / Analyze / Comment on all existing schematics; plans; reports; design parameters, etc.	\$ -	0.00%	\$0.00	\$0.00	\$0.00
- Oversee / Manage contract from 10/01/11 to 02/01/12	\$ -	0.00%	\$0.00	\$0.00	\$0.00
3. SH365/TCC (FM 1016 to E 23rd) - Survey/R.O.W. - DOS Logistics, Inc.					
- Review / Analyze / Comment on Consultant Contracts	\$ 2,311.78	100.00%	\$2,311.78	\$2,311.78	\$0.00
- Review / Analyze / Comment on all existing schematics; plans; reports; design parameters, etc.	\$ 7,817.78	100.00%	\$7,817.78	\$7,817.78	\$0.00
- Oversee / Manage contract from 10/01/11 to 02/01/12	\$ 5,761.03	100.00%	\$5,761.03	\$5,761.03	\$0.00
4. SH365/TCC (E 23rd to IBTC) - Survey/R.O.W. - Quintanilla Headley					
- Review / Analyze / Comment on Consultant Contracts	\$ 3,364.88	100.00%	\$3,364.88	\$3,364.88	\$0.00
- Review / Analyze / Comment on all existing schematics; plans; reports; design parameters, etc.	\$ 4,551.21	100.00%	\$4,551.21	\$4,551.21	\$0.00
- Oversee / Manage contract from 10/01/11 to 02/01/12	\$ 5,035.57	100.00%	\$5,035.57	\$5,035.57	\$0.00
5. SH 365 / TCC (Toll / Pass Thru) - Seg. 1- FM1016 to Anzalduas - Eng. / Geotech - L&G Eng.					
- Review / Analyze / Comment on Consultant Contracts	\$ 1,893.58	100.00%	\$1,893.58	\$1,893.58	\$0.00
- Review / Analyze / Comment on all existing schematics; plans; reports; design parameters, etc.	\$ 7,559.36	100.00%	\$7,559.36	\$7,559.36	\$0.00
- Oversee / Manage contract from 10/01/11 to 02/01/12	\$ 3,473.54	100.00%	\$3,473.54	\$3,473.54	\$0.00
- Review / Analyze / Prepare independent construction cost estimates	\$ 1,563.16	100.00%	\$1,563.16	\$1,563.16	\$0.00

**MONTHLY PROGRESS PAYMENT INVOICE - DANNENBAUM ENGINEERING CORPORATION
FOR CONSULTING ENGINEER'S SERVICES**

Work Order No. 1:
Research Planning/Immediate Operations Phase

Invoice Number: 465201/57/XV
Invoice Period: 07/01/2016 - 07/31/2016

DESCRIPTION OF WORK TASK	COST PER TASK	PERCENT COMPLETE TO DATE	AMOUNT EARNED TO DATE	PREVIOUSLY BILLED	CURRENT BILLING
TASK 4 Gen. Eng. Consult. (GEC) Mgt. including contract negotiations (4 months) Continued					
B. General Engineering Consultant (GEC) Management of the following (4 Months)(Cont.)					
6. SH365/TCC at Anzalduas - Engineering/Geotech - L&G Engineering 1A					
- Review / Analyze / Comment on Consultant Contracts	\$ 3,381.24	100.00%	\$3,381.24	\$3,381.24	\$0.00
- Review / Analyze / Comment on all existing schematics; plans; reports; design parameters, etc.	\$ 3,916.50	100.00%	\$3,916.50	\$3,916.50	\$0.00
- Oversee / Manage contract from 10/01/11 to 02/01/12	\$ 2,359.24	100.00%	\$2,359.24	\$2,359.24	\$0.00
7. SH 365 / TCC (Toll / Pass Thru) - Seg. 1B - Anz. GSA Conn. to E. of 23rd - Eng. / Geo. - L&G Eng.					
- Review / Analyze / Comment on Consultant Contracts	\$ 2,298.96	100.00%	\$2,298.96	\$2,298.96	\$0.00
- Review / Analyze / Comment on all existing schematics; plans; reports; design parameters, etc.	\$ 7,775.94	100.00%	\$7,775.94	\$7,775.94	\$0.00
- Oversee / Manage contract from 10/01/11 to 02/01/12	\$ 2,988.42	100.00%	\$2,988.42	\$2,988.42	\$0.00
8. SH 365 / TCC (Toll / Pass Thru) - Seg. 2 - E. of 23rd to IBTC - Eng. / Geo. - S&B Infra.					
- Review / Analyze / Comment on Consultant Contracts	\$ 3,186.94	100.00%	\$3,186.94	\$3,186.94	\$0.00
- Review / Analyze / Comment on all existing schematics; plans; reports; design parameters, etc.	\$ 6,107.56	100.00%	\$6,107.56	\$6,107.56	\$0.00
- Oversee / Manage contract from 10/01/11 to 02/01/12	\$ 4,775.06	100.00%	\$4,775.06	\$4,775.06	\$0.00
9. US 281/Military Overpass - Engineering/Geotech/Survey - TEDS/ Infrastructure					
- Review / Analyze / Comment on Consultant Contracts	\$ 3,186.94	100.00%	\$3,186.94	\$3,186.94	\$0.00
- Review / Analyze / Comment on all existing schematics; plans; reports; design parameters, etc.	\$ 2,153.24	100.00%	\$2,153.24	\$2,153.24	\$0.00
- Oversee / Manage contract from 10/01/11 to 02/01/12	\$ 2,226.12	100.00%	\$2,226.12	\$2,226.12	\$0.00
10. US 83 Connector to FM 495 - Eng./Geotech/Survey - S&B Infrastructure					
- Review / Analyze / Comment on Consultant Contracts	\$ -	0.00%	\$0.00	\$0.00	\$0.00
- Review / Analyze / Comment on all existing schematics; plans; reports; design parameters, etc.	\$ -	0.00%	\$0.00	\$0.00	\$0.00
- Oversee / Manage contract from 10/01/11 to 02/01/12	\$ -	0.00%	\$0.00	\$0.00	\$0.00
TASK 5 Procurement / Negotiations of Prof. Svcs.					
A. Procurement/Negotiations of Prof. Svcs. of the following: (4 months)					
1. SH 365 / TCC - Seg. 1 - ROW Acquisition/Title Company	\$ -	0.00%	\$0.00	\$0.00	\$0.00
2. SH 365 / TCC - Seg. 1A - ROW Acquisition/Title Company	\$ -	0.00%	\$0.00	\$0.00	\$0.00
3. SH 365 / TCC - Seg. 1B - ROW Acquisition/Title Company	\$ -	0.00%	\$0.00	\$0.00	\$0.00
4. SH 365 / TCC - Seg. 2 - ROW Acquisition/Title Company	\$ -	0.00%	\$0.00	\$0.00	\$0.00
5. IBTC Seg. 1-5 - Engineering (One Procurement up to Five(5) Firms)	\$ 10,628.66	100.00%	\$10,628.66	\$10,628.66	\$0.00
6. IBTC Seg. 1-5 - Survey (One Procurement up to Five(5) Firms)	\$ 10,628.66	100.00%	\$10,628.66	\$10,628.66	\$0.00
7. IBTC Seg. 1-5 - ROW Acquisition/Title Company	\$ -	0.00%	\$0.00	\$0.00	\$0.00
8. IBTC Geotech Total Project	\$ -	0.00%	\$0.00	\$0.00	\$0.00
9. US 83 Connector to SH 495 - ROW Acquisition/Title Company	\$ -	0.00%	\$0.00	\$0.00	\$0.00
10. US 281 (Military) Overpass at San Juan - ROW Acquisition/Title Company	\$ -	0.00%	\$0.00	\$0.00	\$0.00
11. La Joya Relief Route Corridor Seg. 1 - Environmental/Schematic (Update / Finalize)/Engineering	\$ 5,991.18	100.00%	\$5,991.18	\$5,991.18	\$0.00
12. La Joya Relief Route Corridor Seg. 1 - Geotech	\$ -	0.00%	\$0.00	\$0.00	\$0.00
13. La Joya Relief Route Corridor Seg. 1 - Survey	\$ -	0.00%	\$0.00	\$0.00	\$0.00
14. La Joya Relief Route Corridor Seg. 1 - ROW Acquisition/Title Co.	\$ -	0.00%	\$0.00	\$0.00	\$0.00
15. Toll Consultant / Traffic Management - system wide	\$ -	0.00%	\$0.00	\$0.00	\$0.00

MONTHLY PROGRESS PAYMENT INVOICE - DANNENBAUM ENGINEERING CORPORATION
FOR CONSULTING ENGINEER'S SERVICES

Work Order No. 1: Research Planning/Immediate Operations Phase Invoice Number: 465201/57/XV Invoice Period: 07/01/2016 - 07/31/2016

DESCRIPTION OF WORK TASK	COST PER TASK	PERCENT COMPLETE TO DATE	AMOUNT EARNED TO DATE	PREVIOUSLY BILLED	CURRENT BILLING
DIRECT EXPENSES					
Lodging / Hotel (\$100.00 / DAY)	\$ 1,235.00	100.00%	\$1,235.00	\$1,235.00	\$0.00
Meals (\$30.00 / DAY)	\$ 834.00	100.00%	\$834.00	\$834.00	\$0.00
Rental Car	\$ 1,770.00	100.00%	\$1,770.00	\$1,770.00	\$0.00
Air Travel	\$ 2,750.00	100.00%	\$2,750.00	\$2,750.00	\$0.00
Parking	\$ 154.00	100.00%	\$154.00	\$154.00	\$0.00
Overnight Mail - letter size	\$ 3,450.00	100.00%	\$3,450.00	\$3,450.00	\$0.00
Photocopies BW (8.5 X 11)	\$ 709.90	100.00%	\$709.90	\$709.90	\$0.00
Photocopies BW (11 X 17)	\$ 620.00	100.00%	\$620.00	\$620.00	\$0.00
Photocopies Color (8.5 X 11)	\$ 710.00	100.00%	\$710.00	\$710.00	\$0.00
Photocopies Color (11 X 17)	\$ 750.00	100.00%	\$750.00	\$750.00	\$0.00
Color Graphics on Foam Board	\$ 70.00	100.00%	\$70.00	\$70.00	\$0.00
Public Outreach Liaison	\$ 60,000.00	100.00%	\$60,000.00	\$60,000.00	\$0.00
CPA/Accounting Support Services	\$ -	0.00%	\$0.00	\$0.00	\$0.00
IT Support Services	\$ -	0.00%	\$0.00	\$0.00	\$0.00
Appraiser	\$ -	0.00%	\$0.00	\$0.00	\$0.00
Totals	\$ 909,960.63		\$ 909,960.63	\$ 909,960.63	\$ -

Amount Due This Invoice

\$ -

**MONTHLY PROGRESS PAYMENT INVOICE - DANNENBAUM ENGINEERING CORPORATION
FOR CONSULTING ENGINEER'S SERVICES**

August 4, 2016

Pilar Rodriguez, P.E. - Executive Director
Hidalgo County Regional Mobility Authority
510 South Pleasantview Drive
Weslaco, Texas 78596

Work Order No. 3:
Title Report for TCC

Invoice Number:
Invoice Period:

465201/57/XV
07/01/2016 - 07/31/2016

TASK CODE	DESCRIPTION OF WORK TASK	TOTAL COST	PERCENT COMPLETE TO DATE	AMOUNT EARNED TO DATE	PREVIOUSLY BILLED	CURRENT BILLING
1	Provide Title Reports	\$57,750.00	100.00%	\$57,750.00	\$57,750.00	\$0.00
	TOTALS	\$57,750.00	100.00%	\$57,750.00	\$57,750.00	\$0.00

TOTAL DUE WORK ORDER NO. 3:

\$0.00

**MONTHLY PROGRESS PAYMENT INVOICE - DANNENBAUM ENGINEERING CORPORATION
FOR CONSULTING ENGINEER'S SERVICES**

August 4, 2016

Pilar Rodriguez, P.E. - Executive Director
Hidalgo County Regional Mobility Authority
510 South Pleasantview Drive
Weslaco, Texas 78596

Work Order No. 4:
Engineering Management/Partial Operations Implementation/Public Outreach

Invoice Number: 465201/57/XV
Invoice Period: 07/01/2016 - 07/31/2016

TASK CODE	DESCRIPTION OF WORK TASK	TOTAL COST	PERCENT COMPLETE TO DATE	AMOUNT EARNED TO DATE	PREVIOUSLY BILLED	CURRENT BILLING
A	Coordinate / Update / Assist Executive Director	\$8,958.03	100.00%	\$8,958.03	\$8,958.03	\$0.00
B	Attend / Prepare Data / Report on Various Meetings (4.0 Months)	\$58,185.85	100.00%	\$58,185.85	\$58,185.85	\$0.00
C	Coordinate With HCMPO to Modify Short/ Long Term TIP to Account for Approved Strategy	\$2,711.90	100.00%	\$2,711.90	\$2,711.90	\$0.00
D	Negotiate / Coordinate with TxDOT on Pass Thru Agreement Modifications for SH 365 TCC / La Joya Relief Route / US 281	\$18,512.54	100.00%	\$18,512.54	\$18,512.54	\$0.00
E	Implement Interim Cost Accounting System Utilizing Dannenbaum Cost Accounting System	\$22,926.32	100.00%	\$22,926.32	\$22,926.32	\$0.00
F	Organize / Develop HCRMA Files By Project (Electronic and Hardcopy) - RMA Will Provide Flor Koll and Temporary Secretaries)	\$19,183.08	100.00%	\$19,183.08	\$19,183.08	\$0.00
G	Coordinate with Hidalgo County Appraisal District on TRZ Inputs and Agreements	\$15,564.04	100.00%	\$15,564.04	\$15,564.04	\$0.00
H	Implement Public Outreach Program Managing with Assistance from Consultant (Pathfinder) and others	\$20,830.08	100.00%	\$20,830.08	\$20,830.08	\$0.00
I	Public Outreach Meetings including Negotiations of Truck Restrictions with the following Cities (Including Travel and Preparation for Meeting) (4.0 Months):	\$19,983.36	100.00%	\$19,983.36	\$19,983.36	\$0.00
J	Oversee C&M Associates, Inc., in Developing the Update of the T&R Studies / Financing Alternatives (FSW) (4.0 Months)	\$74,767.90	100.00%	\$74,767.90	\$74,767.90	\$0.00
K	IBTC (3.0 Months)	\$25,337.35	100.00%	\$25,337.35	\$25,337.35	\$0.00
L	SH 365 / TCC (Modified) (Inc. TCC at GSA Anzalduas Bridge)(4.0 Months)	\$216,358.43	100.00%	\$216,358.43	\$216,358.43	\$0.00
M	US 281 / Military (3.0 Months)	\$24,156.47	100.00%	\$24,156.47	\$24,156.47	\$0.00
ODC	Direct Expenses	\$166,880.50	100.00%	\$166,880.50	\$166,880.50	\$0.00
	TOTALS	\$694,355.85	100.00%	\$694,355.85	\$694,355.85	\$0.00

TOTAL DUE WORK ORDER NO. 4:

\$0.00

**MONTHLY PROGRESS PAYMENT INVOICE - DANNENBAUM ENGINEERING CORPORATION
FOR CONSULTING ENGINEER'S SERVICES**

Work Order No. 4: Engineering Management/Partial Operations Implementation/Public Outreach Invoice Number: 465201/57/XV Invoice Period: 07/01/2016 - 07/31/2016

DESCRIPTION OF WORK TASK	COST PER TASK	PERCENT COMPLETE TO DATE	AMOUNT EARNED TO DATE	PREVIOUSLY BILLED	CURRENT BILLING
A. Coordinate / Update / Assist Executive Director					
1. Educate Executive Director on Historical Activities / Budgets / Cost Accounting / Program Management Plan and QA/QC Plan (Including Bi-Monthly Mtgs (2 hrs/Wk x 9 Wks)	\$ 8,958.03	100.00%	\$8,958.03	\$8,958.03	\$0.00
B. Attend / Prepare Data / Report on Various Meetings (4.0 Months)					
1. HCRMA Board Meetings Including Presentation (Monthly) (5 Mts @ 4 hrs/Mtg) (Inc. Prep Time)	\$ 16,401.80	100.00%	\$16,401.80	\$16,401.80	\$0.00
2. HCRMA Planning Committee Meetings (5 Mts @ 2 hrs/Mtg) (Inc. Prep Time)	\$ 4,694.28	100.00%	\$4,694.28	\$4,694.28	\$0.00
3. HCRMA Finance Committee Meetings (5 Mts @ 2 hrs/Mtg) (Inc. Prep Time)	\$ 4,694.28	100.00%	\$4,694.28	\$4,694.28	\$0.00
4. HCRMA MPO Policy Committee Meeting (5 Mts @ 2 hrs/Mtg) (Inc. Prep Time)	\$ 4,694.28	100.00%	\$4,694.28	\$4,694.28	\$0.00
5. HCRMA MPO Tech Committee Meeting (5 Mts @ 2 hrs/Mtg) (Inc. Prep Time)	\$ 2,130.42	100.00%	\$2,130.42	\$2,130.42	\$0.00
6. Various Individual HCRMA Mtgs w/ Board (3 Mts @ 2 hrs/Mtg) (Inc. Prep Time)	\$ 2,023.44	100.00%	\$2,023.44	\$2,023.44	\$0.00
7. Hidalgo County Meetings w/Staff (2 Mtgs. @ 2 hr. / Mtg.) (Inc. Prep Time)	\$ 1,379.80	100.00%	\$1,379.80	\$1,379.80	\$0.00
8. Hidalgo County Commissioner Precinct No. 1 (2 Mtgs. @ 2 hrs. / Mtg.)	\$ 1,379.80	100.00%	\$1,379.80	\$1,379.80	\$0.00
9. Hidalgo County Commissioner Precinct No. 2 (2 Mtgs. @ 2 hrs. / Mtg.)	\$ 1,379.80	100.00%	\$1,379.80	\$1,379.80	\$0.00
10. Hidalgo County Commissioner Precinct No. 3 (2 Mtgs. @ 2 hrs. / Mtg.)	\$ 1,379.80	100.00%	\$1,379.80	\$1,379.80	\$0.00
11. Hidalgo County Commissioner Precinct No. 4 (2 Mtgs. @ 2 hrs. / Mtg.)	\$ 4,371.02	100.00%	\$4,371.02	\$4,371.02	\$0.00
12. Attend Meetings TxDOT-Pharr (3 Mtgs. @ 2 hrs. / Mtg.) (Inc. Prep Time)	\$ 6,777.56	100.00%	\$6,777.56	\$6,777.56	\$0.00
13. Attend Meetings TxDOT-Austin includes Travel (3 Mtgs. @ 10 hrs. / Mtg.)	\$ 2,185.29	100.00%	\$2,185.29	\$2,185.29	\$0.00
14. Attend Meetings With Senator Hinojosa (3 Mtgs. @ 2 hrs. / Mtg.)	\$ 2,711.90	100.00%	\$2,711.90	\$2,711.90	\$0.00
C. Coordinate With HCMPO to Modify Short/ Long Term TIP to Account for Approved Strategy					
D. Negotiate / Coordinate with TxDOT on Pass Thru Agreement Modifications for SH 365 TCC / La Joya Relief Route / US 281					
1. Meet / Coordinate With TxDOT Pharr (2 Mtgs. @ 4 hrs. / Mtg.)	\$ 3,954.36	100.00%	\$3,954.36	\$3,954.36	\$0.00
2. Meet / Coordinate With TxDOT Austin (1 Mtg @ 10 hrs. / Mtg.)	\$ 4,694.28	100.00%	\$4,694.28	\$4,694.28	\$0.00
3. Finalize Pass Thru Agreements	\$ 9,863.90	100.00%	\$9,863.90	\$9,863.90	\$0.00
E. Implement Interim Cost Accounting System Utilizing Dannenbaum Cost Accounting System					
1. Input Data for Development of Monthly Reports for HCRMA Board	\$ 12,042.32	100.00%	\$12,042.32	\$12,042.32	\$0.00
2. Modify Monthly Reports for HCRMA Needs	\$ 5,697.02	100.00%	\$5,697.02	\$5,697.02	\$0.00
3. Input Monthly Data and Produce Final Reports for May, June, July and August 2012	\$ 5,186.98	100.00%	\$5,186.98	\$5,186.98	\$0.00
F. Organize / Develop HCRMA Files By Project (Electronic and Hardcopy) - RMA Will Provide Flor Kall and Temporary Secretaries)					
G. Coordinate with Hidalgo County Appraisal District on TRZ Inputs and Agreements					
H. Implement Public Outreach Program Managing with Assistance from Consultant (Pathfinder) and others					
	\$ 19,183.08	100.00%	\$19,183.08	\$19,183.08	\$0.00
	\$ 15,564.04	100.00%	\$15,564.04	\$15,564.04	\$0.00
	\$ 20,830.08	100.00%	\$20,830.08	\$20,830.08	\$0.00

**MONTHLY PROGRESS PAYMENT INVOICE - DANNENBAUM ENGINEERING CORPORATION
FOR CONSULTING ENGINEER'S SERVICES**

Work Order No. 4:
Engineering Management/Partial Operations Implementation/Public Outreach

Invoice Number: 465201/57/XV
Invoice Period: 07/01/2016 - 07/31/2016

DESCRIPTION OF WORK TASK	COST PER TASK	PERCENT COMPLETE TO DATE	AMOUNT EARNED TO DATE	PREVIOUSLY BILLED	CURRENT BILLING
I. Public Outreach Meetings including Negotiations of Truck Restrictions with the following Cities (Including Travel and Preparation for Meeting) (4.0 Months):					
1. City of Pharr (2 Mtgs)	\$ 3,976.32	100.00%	\$3,976.32	\$3,976.32	\$0.00
2. San Juan (1 Mtg)	\$ 2,013.60	100.00%	\$2,013.60	\$2,013.60	\$0.00
3. Donna (1 Mtg)	\$ 2,013.60	100.00%	\$2,013.60	\$2,013.60	\$0.00
4. Weslaco (1 Mtg)	\$ 2,013.60	100.00%	\$2,013.60	\$2,013.60	\$0.00
5. City of Mercedes (1 Mtg)	\$ 2,013.60	100.00%	\$2,013.60	\$2,013.60	\$0.00
6. City of Edcouch (0 Mtg)	\$ -	0.00%	\$0.00	\$0.00	\$0.00
7. City of McAllen (2 Mtgs.)	\$ 3,976.32	100.00%	\$3,976.32	\$3,976.32	\$0.00
8. City of Mission (2 Mtgs.)	\$ 3,976.32	100.00%	\$3,976.32	\$3,976.32	\$0.00
9. City of Pecos (0 Mtg)	\$ -	0.00%	\$0.00	\$0.00	\$0.00
10. City of Palmview (0 Mtg)	\$ -	0.00%	\$0.00	\$0.00	\$0.00
11. City of La Joya (0 Mtg)	\$ -	0.00%	\$0.00	\$0.00	\$0.00
J. Oversee C&M Associates, Inc., in Developing the Update of the T&R Studies / Financing Alternatives (FSW) (4.0 Months)					
1. SH 365 TCC /IBTC / Segment D & La Joya Relief Route (Assisted by HDR)	\$ 60,035.90	100.00%	\$60,035.90	\$60,035.90	\$0.00
2. Update Strategic Plan for New T&R No. 1 (Work with First Southwest)	\$ 14,732.00	100.00%	\$14,732.00	\$14,732.00	\$0.00
K. IBTC (3.0 Months)					
1. Modify RFP and Procure Engineering Services (Including Environmental and Low Level Flight)	\$ -	0.00%	\$0.00	\$0.00	\$0.00
2. Oversee Local Environmental Clearance (Assisted by Blanton - Lead) (3.0 Months)	\$ 24,234.55	100.00%	\$24,234.55	\$24,234.55	\$0.00
3. Oversee IBTC Drainage Studies from 8/1/2012 to 8/31/2012 (1 Month)	\$ -	0.00%	\$0.00	\$0.00	\$0.00
4. Oversee Low Level Flight (8/1/2012 to 8/31/2012) (1 Month) (Assisted by Aranda & Associates - Lead)	\$ -	0.00%	\$0.00	\$0.00	\$0.00
5. QA/QC Drainage Study (60%) (Next Work Authorization)	\$ -	0.00%	\$0.00	\$0.00	\$0.00
6. QA/QC Low Level Flight (Aranda) (1 Month)	\$ 1,102.80	100.00%	\$1,102.80	\$1,102.80	\$0.00
7. Attend Meeting with USIBWC (1) (Combined with TCC)	\$ -	0.00%	\$0.00	\$0.00	\$0.00
8. Attend Meeting with USACOE (1) (Combined with TCC)	\$ -	0.00%	\$0.00	\$0.00	\$0.00
9. Attend Meeting with US Fish and Wildlife (1)(Combined with TCC)	\$ -	0.00%	\$0.00	\$0.00	\$0.00
L. SH 365 / TCC (Modified) (Inc. TCC at GSA Anzalduas Bridge)(4.0 Months)					
1. Oversee Environmental Clearance By Atkins (EA) (Assisted by Blanton & Assoc. - Lead)(5 Months)	\$ 60,919.52	100.00%	\$60,919.52	\$60,919.52	\$0.00
2. Oversee Drainage Studies Produced By L&G Engineering / S&B Infrastructure	\$ 17,089.64	100.00%	\$17,089.64	\$17,089.64	\$0.00
3. QA/QC Drainage Study (60%)	\$ 9,158.68	100.00%	\$9,158.68	\$9,158.68	\$0.00
4. Attend Meeting With USIBWC (1 Mtg. - El Paso)	\$ 4,046.88	100.00%	\$4,046.88	\$4,046.88	\$0.00
5. Attend Meeting With USACOE (1 Mtg. - HST)	\$ -	0.00%	\$0.00	\$0.00	\$0.00
6. Attend Meeting With US Fish & Wildlife (1 Mtg. - RGVI)	\$ -	0.00%	\$0.00	\$0.00	\$0.00
7. Attend Meeting With TxDOT Austin / FHWA (1 Mtg. - Austin)	\$ 3,227.59	100.00%	\$3,227.59	\$3,227.59	\$0.00
8. Oversee / Development of 4-Lane Schematic and Update Super Two Schematic / Utilities / Final Design Review TCC at GSA	\$ 72,546.95	100.00%	\$72,546.95	\$72,546.95	\$0.00
9. QA/QC Schematic (60%)	\$ 4,380.10	100.00%	\$4,380.10	\$4,380.10	\$0.00
10. Prepare Decision Matrix for Environmental Consultant	\$ 1,489.67	100.00%	\$1,489.67	\$1,489.67	\$0.00
11. Oversee Surveyors (DOS Logistics / Quintanilla) (Assisted by Aranda and Associates - Lead)	\$ 36,669.24	100.00%	\$36,669.24	\$36,669.24	\$0.00
12. Hold / Lead Public Involvement Meeting (1 Mtg.) Including Prepare Exhibits	\$ -	0.00%	\$0.00	\$0.00	\$0.00
13. Prepare Land Plan to Assist Hunt Development / City of McAllen to Evaluate Alternative Thru Hunt Property	\$ -	0.00%	\$0.00	\$0.00	\$0.00
14. Meet with Hunt Development (Mission - 2 Mtgs) (2 hrs / Mtg)(Inc. Prep Time)	\$ 6,830.16	100.00%	\$6,830.16	\$6,830.16	\$0.00

**MONTHLY PROGRESS PAYMENT INVOICE - DANNENBAUM ENGINEERING CORPORATION
FOR CONSULTING ENGINEER'S SERVICES**

Work Order No. 4: Engineering Management/Partial Operations Implementation/Public Outreach Invoice Number: 465201/57/XV Invoice Period: 07/01/2016 - 07/31/2016

DESCRIPTION OF WORK TASK	COST PER TASK	PERCENT COMPLETE TO DATE	AMOUNT EARNED TO DATE	PREVIOUSLY BILLED	CURRENT BILLING
M. US 281 / Military (3.0 Months)					
1. Oversee Environmental Clearance by Atkins (Categorical Exclusion -CE)(Assisted by Blanton & Associates) (4.0 Months)	\$ 5,034.52	100.00%	\$5,034.52	\$5,034.52	\$0.00
2. Oversee Engineer in Development of Route Studies / Schematic / Survey / PS&E Development (4.0 Months)	\$ 11,776.60	100.00%	\$11,776.60	\$11,776.60	\$0.00
3. QA/QC Route Study	\$ 1,277.95	100.00%	\$1,277.95	\$1,277.95	\$0.00
4. Meet With City of Pharr Including Development of Exhibits to Analyze US 281 / I Road / San Juan Area (2 Mtgs @ 2 hrs / Mtg)	\$ 6,067.40	100.00%	\$6,067.40	\$6,067.40	\$0.00
DIRECT EXPENSES					
Lodging / Hotel (\$100.00 / DAY)	\$ 1,537.50	100.00%	\$1,537.50	\$1,537.50	\$0.00
Meals (\$30.00 / DAY)	\$ 495.00	100.00%	\$495.00	\$495.00	\$0.00
Rental Car	\$ 675.00	100.00%	\$675.00	\$675.00	\$0.00
Air Travel	\$ 6,750.00	100.00%	\$6,750.00	\$6,750.00	\$0.00
Parking	\$ 63.00	100.00%	\$63.00	\$63.00	\$0.00
Overnight Mail - letter size	\$ 1,150.00	100.00%	\$1,150.00	\$1,150.00	\$0.00
Courier Services	\$ 1,250.00	100.00%	\$1,250.00	\$1,250.00	\$0.00
Photocopies B/W (8.5 X 11)	\$ 2,320.00	100.00%	\$2,320.00	\$2,320.00	\$0.00
Photocopies B/W (11 X 17)	\$ 915.00	100.00%	\$915.00	\$915.00	\$0.00
Photocopies Color (8.5 X 11)	\$ 700.00	100.00%	\$700.00	\$700.00	\$0.00
Photocopies Color (11 X 17)	\$ 625.00	100.00%	\$625.00	\$625.00	\$0.00
Color Graphics on Foam Board	\$ 200.00	100.00%	\$200.00	\$200.00	\$0.00
Newspaper Advertisement	\$ -	0.00%	\$0.00	\$0.00	\$0.00
Court Reporter (Public Hearings & Transcription)	\$ -	0.00%	\$0.00	\$0.00	\$0.00
Translator (English to Spanish or Sign Language)	\$ -	0.00%	\$0.00	\$0.00	\$0.00
Public Involvement Facility Rental	\$ -	0.00%	\$0.00	\$0.00	\$0.00
Public Outreach Liaison	\$ 75,000.00	100.00%	\$75,000.00	\$75,000.00	\$0.00
Accounting Support Services	\$ 4,000.00	100.00%	\$4,000.00	\$4,000.00	\$0.00
IT / Support Services	\$ 3,200.00	100.00%	\$3,200.00	\$3,200.00	\$0.00
Management Support Services	\$ 32,000.00	100.00%	\$32,000.00	\$32,000.00	\$0.00
Community Action Support	\$ 36,000.00	100.00%	\$36,000.00	\$36,000.00	\$0.00
Totals	\$ 694,355.85		\$ 694,355.85	\$ 694,355.85	\$ -

Amount Due This Invoice

\$

**MONTHLY PROGRESS PAYMENT INVOICE - DANNENBAUM ENGINEERING CORPORATION
FOR CONSULTING ENGINEER'S SERVICES**

August 4, 2016

Pilar Rodriguez, P.E. - Executive Director
Hidalgo County Regional Mobility Authority
510 South Pleasantview Drive
Weslaco, Texas 78596

Work Order No. 5:
Engineering Management/Partial Operations Implementation/Public Outreach

Invoice Number: 465201/57/XV
Invoice Period: 07/01/2016 - 07/31/2016

TASK CODE	DESCRIPTION OF WORK TASK	TOTAL COST	PERCENT COMPLETE TO DATE	AMOUNT EARNED TO DATE	PREVIOUSLY BILLED	CURRENT BILLING
A	Coordinate / Update / Assist Executive Director	\$6,123.52	100.00%	\$6,123.52	\$6,123.52	\$0.00
B	Attend / Prepare Data / Report on Various Meetings (4.0 Months)	\$59,425.62	100.00%	\$59,425.62	\$59,425.62	\$0.00
C	Continue to Coordinate With HCMPO to Modify Short/ Long Term TIP to Account for Approved Strategy Including Updating Strategy (Two (2) Updates)	\$8,484.08	100.00%	\$8,484.08	\$8,484.08	\$0.00
D	Continue to Negotiate / Coordinate with TxDOT on Pass Thru Agreement Modifications or other TxDOT Funding Modification (availability payments- CAT12) for SH 365 Segment 1,2,3 and 4) / Segment No. 4 (US 281 / Military)	\$3,838.98	100.00%	\$3,838.98	\$3,838.98	\$0.00
E	Continue to Implement Interim Cost Accounting System Utilizing Dannenbaum Cost Accounting System	\$20,012.60	100.00%	\$20,012.60	\$20,012.60	\$0.00
F	Continue to Organize / Develop HCRMA Files By Project (Electronic and Hardcopy)	\$10,314.08	100.00%	\$10,314.08	\$10,314.08	\$0.00
G	Continue to Coordinate with Hidalgo County Appraisal District on TRZ Inputs and Agreements and Finalize Agreements with each entity	\$13,878.78	100.00%	\$13,878.78	\$13,878.78	\$0.00
H	Continue to Finalize and Implement Public Outreach Program with Assistance from Consultant (Pathfinder) and others	\$37,776.61	100.00%	\$37,776.61	\$37,776.61	\$0.00
I	Continued Public Outreach Meetings (Formal Presentation to Council) with the Appropriate Cities (Including Travel and Preparation for Meeting) (4.0 Months):	\$11,150.84	100.00%	\$11,150.84	\$11,150.84	\$0.00
J	Continue the Oversight of C&M Associates, Inc., in Developing the Update of the T&R Studies / Financing Alternatives (FSW) (4.0 Months)	\$74,552.28	100.00%	\$74,552.28	\$74,552.28	\$0.00
K	Continue to Oversee IBTC (4.0 Months)	\$1,220.88	100.00%	\$1,220.88	\$1,220.88	\$0.00
L	Continue to Oversee SH 365 (Segment 1,2 and 3) (Inc. SH 365 at GSA Anzalduas Bridge)(4.0 Months)	\$250,916.15	100.00%	\$250,916.15	\$250,916.15	\$0.00
M	SH 365 Segment No. 4 (US 281 / Military) (4.0 Months)	\$34,334.89	100.00%	\$34,334.89	\$34,334.89	\$0.00
N	Implementation of GIS Tools - Phase IA	\$20,646.28	100.00%	\$20,646.28	\$20,646.28	\$0.00
O	Implementation of Project Wise	\$46,343.58	100.00%	\$46,343.58	\$46,343.58	\$0.00
ODC	Direct Expenses	\$170,217.79	100.00%	\$170,217.79	\$170,217.79	\$0.00
	TOTALS	\$769,236.96	100.00%	\$769,236.96	\$769,236.96	\$0.00

TOTAL DUE WORK ORDER NO. 5:

\$0.00

**MONTHLY PROGRESS PAYMENT INVOICE -DANNENBAUM ENGINEERING CORPORATION
FOR CONSULTING ENGINEER'S SERVICES**

Work Order No. 5:
Engineering Management/Partial Operations Implementation/Public Outreach

Invoice Number: 465201/57/XV
Invoice Period: 07/01/2016 - 07/31/2016

DESCRIPTION OF WORK TASK	COST PER TASK	PERCENT COMPLETE TO DATE	AMOUNT EARNED TO DATE	PREVIOUSLY BILLED	CURRENT BILLING
A. Coordinate / Update / Assist Executive Director					
1.) Educate Executive Director on Historical Activities / Budgets / Cost Accounting / Program Management Plan and QA/QC Plan (Including Weekly Mtgs)	\$ 6,123.52	100.00%	\$6,123.52	\$6,123.52	\$0.00
B. Attend / Prepare Data / Report on Various Meetings (4.0 Months)					
1. HCRMA Board Meetings Including Presentation (Monthly) (4 Mtgs) (Inc. Prep Time)	\$ 16,448.84	100.00%	\$16,448.84	\$16,448.84	\$0.00
2. HCRMA Planning Committee Meetings (4 Mts @ 2 hrs/Mtg) (Inc. Prep Time)	\$ 8,483.22	100.00%	\$8,483.22	\$8,483.22	\$0.00
3. HCRMA Finance Committee Meetings (4 Mts @ 2 hrs/Mtg) (Inc. Prep Time)	\$ 8,483.22	100.00%	\$8,483.22	\$8,483.22	\$0.00
4. HCRMA MPO Policy Committee Meeting (4 Mts @ 2 hrs/Mtg) (Inc. Prep Time)	\$ 3,939.90	100.00%	\$3,939.90	\$3,939.90	\$0.00
5. HCRMA MPO Tech Committee Meeting (4 Mts @ 2 hrs/Mtg) (Inc. Prep Time)	\$ 3,418.56	100.00%	\$3,418.56	\$3,418.56	\$0.00
6. Various HCRMA Mtgs w/ Individual Board Members / Special Board Meetings (1 Mtg @ 2 hrs/Mtg) (Inc. Prep Time)	\$ 1,849.66	100.00%	\$1,849.66	\$1,849.66	\$0.00
7. Hidalgo County Meetings w/Staff (2 Mtgs. @2 hr. / Mtg.) (Inc. Prep Time)	\$ -	0.00%	\$0.00	\$0.00	\$0.00
8. Hidalgo County Commissioner Precinct No. 1 (2 Mtgs. @ 2 hrs. / Mtg.)	\$ -	0.00%	\$0.00	\$0.00	\$0.00
9. Hidalgo County Commissioner Precinct No. 2 (2 Mtgs. @ 2 hrs. / Mtg.)	\$ 2,109.60	100.00%	\$2,109.60	\$2,109.60	\$0.00
10. Hidalgo County Commissioner Precinct No. 3 (2 Mtgs. @ 2 hrs. / Mtg.)	\$ 2,109.60	100.00%	\$2,109.60	\$2,109.60	\$0.00
11. Hidalgo County Commissioner Precinct No. 4 (2 Mtgs. @ 2 hrs. / Mtg.)	\$ -	0.00%	\$0.00	\$0.00	\$0.00
12. Attend Meetings TxDOT-Pharr (2 Mtgs. @ 2 hrs. / Mtg.) (Inc. Prep Time)	\$ 3,073.90	100.00%	\$3,073.90	\$3,073.90	\$0.00
13. Attend Meetings TxDOT-Austin Includes Travel (1 Mtg. @ 10 hrs. / Mtg.)	\$ 6,534.68	100.00%	\$6,534.68	\$6,534.68	\$0.00
14. Attend Meetings With Senator Hinojosa (1 Mtgs. @ 2 hrs. / Mtg.)	\$ 1,011.72	100.00%	\$1,011.72	\$1,011.72	\$0.00
15. Attend Meeting - 3 days in Washington to Visit Congress/TIFA (1 Mtg.)	\$ -	0.00%	\$0.00	\$0.00	\$0.00
16. Attend Hidalgo County Commissioners' Court Meeting (2 Monthly Mtgs.) (2 Mtgs. X 2 hr./Mtg.)	\$ 1,962.72	100.00%	\$1,962.72	\$1,962.72	\$0.00
C. Continue to Coordinate With HCMPO to Modify Short/ Long Term TIP to Account for Approved Strategy, Including Updating Strategy (Two (2) Updates)	\$ 8,484.08	100.00%	\$8,484.08	\$8,484.08	\$0.00
D. Continue to Negotiate / Coordinate with TxDOT on Pass Thru Agreement Modifications or other TxDOT Funding Modification (availability payments-CAT12) for SH 365 (Segment 1,2,3 and 4) / Segment No. 4 (US 281 / Military)					
1. Meet / Coordinate With TxDOT Pharr (1 Mtgs. @ 2 hrs. / Mtg.)	\$ 1,728.22	100.00%	\$1,728.22	\$1,728.22	\$0.00
2. Meet / Coordinate With TxDOT Austin (0 Mtg @ 10 hrs. / Mtg.)	\$ 382.54	100.00%	\$382.54	\$382.54	\$0.00
3. Finalize Pass Thru Agreements and/or availability payments	\$ 1,728.22	100.00%	\$1,728.22	\$1,728.22	\$0.00
E. Continue to Implement Interim Cost Accounting System Utilizing Dannenbaum Cost Accounting System					
1. Continue to Input Data for Development of Monthly Reports for HCRMA Board (September 1, 2012 thru December 31, 2012)	\$ 7,636.32	100.00%	\$7,636.32	\$7,636.32	\$0.00
2. Continue to Modify Monthly Reports for HCRMA Needs	\$ 5,007.12	100.00%	\$5,007.12	\$5,007.12	\$0.00
3. Continue to Input Monthly Data and Produce Final Reports for Sept., Oct., Nov. and Dec. 2012	\$ 7,369.16	100.00%	\$7,369.16	\$7,369.16	\$0.00
F. Continue to Organize / Develop HCRMA Files By Project (Electronic and Hardcopy)	\$ 10,314.08	100.00%	\$10,314.08	\$10,314.08	\$0.00
G. Continue to Coordinate with Hidalgo County Appraisal District on TRZ Inputs and Agreements and Finalize Agreements with each entity	\$ 13,878.78	100.00%	\$13,878.78	\$13,878.78	\$0.00

**MONTHLY PROGRESS PAYMENT INVOICE - DANNENBAUM ENGINEERING CORPORATION
FOR CONSULTING ENGINEER'S SERVICES**

Work Order No. 5:
Engineering Management/Partial Operations Implementation/Public Outreach

Invoice Number: 465201571XV
Invoice Period: 07/01/2016 - 07/31/2016

DESCRIPTION OF WORK TASK	COST PER TASK	PERCENT COMPLETE TO DATE	AMOUNT EARNED TO DATE	PREVIOUSLY BILLED	CURRENT BILLING
H. Continue to Finalize and Implement Public Outreach Program Managing with Assistance from Consultant (Pathfinder) and others					
1. Finalize / Implement Public Outreach	\$ 27,226.64	100.00%	\$27,226.64	\$27,226.64	\$0.00
2. Review / Update Website	-	0.00%	\$0.00	\$0.00	\$0.00
3. Develop Monthly Newsletter (Assist Subs)	-	0.00%	\$0.00	\$0.00	\$0.00
4. Begin Development of Branding Loop Project (Assist Subs)	-	0.00%	\$0.00	\$0.00	\$0.00
5. Assist / Develop Support Resolution From All Cities (Total 5 Mtgs.)	\$ 5,909.51	100.00%	\$5,909.51	\$5,909.51	\$0.00
6. Meet with Large Property Owners (SH 365)(Total 3 Mtgs. Including Preparation)	\$ 3,173.34	100.00%	\$3,173.34	\$3,173.34	\$0.00
7. Meet with EDC for the Cities of McAllen / Mission (Total 1 Mtg.)	\$ 1,467.12	100.00%	\$1,467.12	\$1,467.12	\$0.00
8. Meet with Trade Association / Civic Association (US / Mexico) (Total 1 Mtg.)					
I. Continue Public Outreach Meetings (Formal Presentation to Council) with the following Cities (Including Travel and Preparation for Meeting) (4.0 Months):					
1. City of Pharr (2 Mtgs)	\$ 2,742.60	100.00%	\$2,742.60	\$2,742.60	\$0.00
2. City of Granjeno (1 Mtg)	\$ 1,587.62	100.00%	\$1,587.62	\$1,587.62	\$0.00
3. City of Donna (1 Mtg)	-	0.00%	\$0.00	\$0.00	\$0.00
4. City of Weslaco (1 Mtg)	-	0.00%	\$0.00	\$0.00	\$0.00
5. City of Mercedes (1 Mtg)	-	0.00%	\$0.00	\$0.00	\$0.00
6. City of Edcouch (1 Mtg)	-	0.00%	\$0.00	\$0.00	\$0.00
7. City of McAllen (2 Mtgs.)	\$ 3,410.31	100.00%	\$3,410.31	\$3,410.31	\$0.00
8. City of Mission (2 Mtgs.)	\$ 3,410.31	100.00%	\$3,410.31	\$3,410.31	\$0.00
9. City of Pecos (1 Mtg)	-	0.00%	\$0.00	\$0.00	\$0.00
10. City of Palmview (1 Mtg)	\$ -	0.00%	\$0.00	\$0.00	\$0.00
11. City of La Joya (1 Mtg)	\$ -	0.00%	\$0.00	\$0.00	\$0.00
12. City of Edinburg (2 Mtgs)	\$ -	0.00%	\$0.00	\$0.00	\$0.00
13. City of Sullivan City (1 Mtg)	\$ -	0.00%	\$0.00	\$0.00	\$0.00
J. Continue the Oversight of C&M Associates, Inc., in Developing the Update of the T&R Studies / Financing Alternatives (FSW) (4.0 Months)					
1. SH 365 Segment 1,2,3 and 4 / IBTC / Segment D & La Joya Relief Route (Assisted by HDR)	\$ 33,936.84	100.00%	\$33,936.84	\$33,936.84	\$0.00
2. Update Strategic Plan for New Funding (Modification in Limits / Schedule / Funding Type)	\$ 19,894.84	100.00%	\$19,894.84	\$19,894.84	\$0.00
2. Update Strategic Plan after New T&R Numbers (Work with First Southwest)	\$ 20,720.60	100.00%	\$20,720.60	\$20,720.60	\$0.00
K. Continue to Oversee IBTC (4.0 Months)					
1. Modify RFP and Procure Engineering Services (Including Environmental and Low Level Flight)	\$ -	0.00%	\$0.00	\$0.00	\$0.00
2. Continue to Oversee Local Environmental Clearance (Assisted by Blanton - Lead) (4.0 Months)	\$ 1,220.88	100.00%	\$1,220.88	\$1,220.88	\$0.00
3. Oversee IBTC Drainage Studies	\$ -	0.00%	\$0.00	\$0.00	\$0.00
4. Oversee Low Level Flight (Assisted by Aranda & Associates - Lead)	\$ -	0.00%	\$0.00	\$0.00	\$0.00
5. QA/QC Drainage Study (60%)	\$ -	0.00%	\$0.00	\$0.00	\$0.00
6. QA/QC Low Level Flight (Aranda)	\$ -	0.00%	\$0.00	\$0.00	\$0.00
7. Attend Meeting with USBWC (1) (Combined with SH 365)	\$ -	0.00%	\$0.00	\$0.00	\$0.00
8. Attend Meeting with USACOE (1) (Combined with SH 365)	\$ -	0.00%	\$0.00	\$0.00	\$0.00
9. Attend Meeting with US Fish and Wildlife (1)(Combined with SH 365)	\$ -	0.00%	\$0.00	\$0.00	\$0.00

**MONTHLY PROGRESS PAYMENT INVOICE - DANNENBAUM ENGINEERING CORPORATION
FOR CONSULTING ENGINEER'S SERVICES**

Work Order No. 5:
Engineering Management/Partial Operations Implementation/Public Outreach

Invoice Number: 465201/57/KV/
Invoice Period: 07/01/2016 - 07/31/2016

DESCRIPTION OF WORK TASK	COST PER TASK	PERCENT COMPLETE TO DATE	AMOUNT EARNED TO DATE	PREVIOUSLY BILLED	CURRENT BILLING
L. Continue to Oversee SH 365 (Segment 1, 2 & 3) (Inc. SH 365 at GSA Anzalduas Bridge)(4.0 Months)					
1. Continue to Oversee Environmental Clearance By Atkins (EA) Includes Negotiating Limits to FM 1016 (Assisted by Blanton & Assoc. - Lead)	\$ 52,943.45	100.00%	\$52,943.45	\$52,943.45	\$0.00
2. Continue to Oversee Drainage Studies Produced By L&G Engineering / S&B Infrastructure Including Segment No. 3. Also, Includes Negotiating Limits to FM 1016.	\$ 60,223.91	100.00%	\$60,223.91	\$60,223.91	\$0.00
3. Continue to QA/QC Drainage Study (90%)	\$ 7,756.42	100.00%	\$7,756.42	\$7,756.42	\$0.00
4. Attend Meeting With USBWC (1 Mtg. - El Paso)	\$ 1,114.94	100.00%	\$1,114.94	\$1,114.94	\$0.00
5. Attend Meeting With USACOE (1 Mtg. - HST)	\$ -	0.00%	\$0.00	\$0.00	\$0.00
6. Attend Meeting With US Fish & Wildlife (1 Mtg. - RGV)	\$ -	0.00%	\$0.00	\$0.00	\$0.00
7. Attend Meeting With TxDOT Austin / FHWA (1 Mtg. - Austin)	\$ 4,694.28	100.00%	\$4,694.28	\$4,694.28	\$0.00
8. Continue to Oversee / Development of 4-Lane Schematic (L&G Engineering and S&B Infrastructure) and Negotiate Limits to FM 1016	\$ 39,860.87	100.00%	\$39,860.87	\$39,860.87	\$0.00
9. QA/QC Schematic (90%)	\$ 28,128.05	100.00%	\$28,128.05	\$28,128.05	\$0.00
10. Prepare Decision Matrix for Environmental Consultant (in Work Authorization 4)	\$ -	0.00%	\$0.00	\$0.00	\$0.00
11. Continue to Oversee Surveyors including Right of Entry Assistance for 52 Parcels (DOS Logistics / Quintanilla) (Assisted by Aranda and Associates - Lead)	\$ 48,346.44	100.00%	\$48,346.44	\$48,346.44	\$0.00
12. Hold / Lead Public Involvement Meeting (1 Additional Mtg.) Including Prepare Exhibits	\$ 4,277.88	100.00%	\$4,277.88	\$4,277.88	\$0.00
13. Prepare Land Plan to Assist Hunt Development / City of McAllen to Evaluate Alternative Thru Hunt Property	\$ -	0.00%	\$0.00	\$0.00	\$0.00
14. Assist with Hunt Development (Mission - 2 Mtgs) (2 hrs / Mtg)(Inc. Prep Time)	\$ 3,569.91	100.00%	\$3,569.91	\$3,569.91	\$0.00
15. Assist HDR in Developing TIF/IA Application	\$ -	0.00%	\$0.00	\$0.00	\$0.00
M. SH 365 Segment No. 4 (US 281 / Military) (4.0 Months)					
1. Oversee Environmental Clearance by Atkins (Included in Item L.)	\$ -	0.00%	\$0.00	\$0.00	\$0.00
2. Oversee Engineer in Development of Route Studies / Schematic / Survey / PS&E Development (4.0 Months)	\$ 22,084.47	100.00%	\$22,084.47	\$22,084.47	\$0.00
3. Finalize QA/QC Route Study	\$ 7,390.21	100.00%	\$7,390.21	\$7,390.21	\$0.00
4. Continue to Meet With City of Pharr Including Development of Exhibits to Analyze SH 365 (Segment No. 4) (US 281 / I Road / San Juan Area) (2 Mtgs)	\$ 4,860.21	100.00%	\$4,860.21	\$4,860.21	\$0.00
N. Implementation of GIS Tools - Phase IA					
1. Conduct Stakeholder and Program Management Team GIS user requirements meeting	\$ 5,256.06	100.00%	\$5,256.06	\$5,256.06	\$0.00
2. Develop GIS user requirements documentation and implementation plan	\$ 4,323.28	100.00%	\$4,323.28	\$4,323.28	\$0.00
3. Present user requirements and implementation plan to Stakeholders and Program Management Team	\$ 2,766.54	100.00%	\$2,766.54	\$2,766.54	\$0.00
4. Acquire and integrate Bing Map services	\$ 3,788.88	100.00%	\$3,788.88	\$3,788.88	\$0.00
5. Acquire and integrate existing GIS base map data from local government sources into an ArcGIS Server / SQL Server central database hosted from Dannenbaum's GIS hosting facility	\$ 4,511.52	100.00%	\$4,511.52	\$4,511.52	\$0.00
6. Tile up to three large existing GIS databases acquired from local Government sources for efficient web map rendering of large datasets (Future W.A.)	\$ -	0.00%	\$0.00	\$0.00	\$0.00
7. Design, load and integrate HCRMA specific GIS data into an ArcGIS Server / SQL Server central database hosted from Dannenbaum's GIS hosting facility (Future W.A.)	\$ -	0.00%	\$0.00	\$0.00	\$0.00
8. QA/QC existing and HCRMA specific GIS database for compliance with Task 1 - Requirements (Future W.A.)	\$ -	0.00%	\$0.00	\$0.00	\$0.00
9. Develop login page user interface (Future W.A.)	\$ -	0.00%	\$0.00	\$0.00	\$0.00
10. QA/QC login page user interface for compliance with Task 1 - Requirements (Future W.A.)	\$ -	0.00%	\$0.00	\$0.00	\$0.00

**MONTHLY PROGRESS PAYMENT INVOICE - DANNENBAUM ENGINEERING CORPORATION
FOR CONSULTING ENGINEER'S SERVICES**

Work Order No. 5: Engineering Management/Partial Operations Implementation/Public Outreach
 Invoice Number: 465201/57/KV
 Invoice Period: 07/01/2016 - 07/31/2016

DESCRIPTION OF WORK TASK	COST PER TASK	PERCENT COMPLETE TO DATE	AMOUNT EARNED TO DATE	PREVIOUSLY BILLED	CURRENT BILLING
N. Implementation of GIS Tools - Phase IA (Continued)					
11. Develop ArcGIS Service, map services, Arc MAP, MXD projects files including map symbology (Future W.A.)	\$ -	0.00%	\$0.00	\$0.00	\$0.00
12. QA/QC ArcGIS Service, map services, Arc MAP, MXD projects files checking for quality of map symbology and compliance with Task 1 - Requirements (Future W.A.)	\$ -	0.00%	\$0.00	\$0.00	\$0.00
13. Develop GIS website map and legend tools on Dannenbaum's application development server (Future W.A.)	\$ -	0.00%	\$0.00	\$0.00	\$0.00
14. QA/QC / unit testing of the GIS website map and legend tools (Future W.A.)	\$ -	0.00%	\$0.00	\$0.00	\$0.00
15. Migrate GIS website map and legend tools from Dannenbaum's application development server to Dannenbaum's production ArcGIS Server hosting environment (Future W.A.)	\$ -	0.00%	\$0.00	\$0.00	\$0.00
16. Develop GIS website map and legend user manual documentation and conduct user training (Future W.A.)	\$ -	0.00%	\$0.00	\$0.00	\$0.00
O. Implementation of Project Wise					
1. Project Wise Overview Training (x1 initial kickoff meeting to go over Project Wise functionality and general use in an engineering project office environment)	\$ 2,668.23	100.00%	\$2,668.23	\$2,668.23	\$0.00
2. Project Wise Implementation (Install and configuration hardware and software onsite within DEC McAllen / HCRMA PMO)	\$ 1,803.40	100.00%	\$1,803.40	\$1,803.40	\$0.00
3. Project Wise End User Training (x4 brown bag training sessions to teach PMO users how to manage documents in a Project Wise document controlled environment)	\$ 3,638.60	100.00%	\$3,638.60	\$3,638.60	\$0.00
4. Inventory HCRMA Project Data by Type, User, Organization, Etc.	\$ 13,005.23	100.00%	\$13,005.23	\$13,005.23	\$0.00
5. Conduct Project Wise / GIS Data Maintenance Business Process Workshop (x1 Day for Project Wise / x1 Day for GIS - include time estimate for key subcontractor participation)	\$ 10,803.64	100.00%	\$10,803.64	\$10,803.64	\$0.00
6. Develop HCRMA Project Wise and GIS data management business process documentation	\$ 10,916.43	100.00%	\$10,916.43	\$10,916.43	\$0.00
7. Data Management End User Training (x4 brown bag training sessions to teach HCRMA PMO Project Wise and GIS data management business processes)	\$ 3,508.05	100.00%	\$3,508.05	\$3,508.05	\$0.00
DIRECT EXPENSES					
Lodging / Hotel (\$100.00 / DAY)	\$ 770.00	100.00%	\$770.00	\$770.00	\$0.00
Meals (\$30.00 / DAY)	\$ 240.00	100.00%	\$240.00	\$240.00	\$0.00
Rental Car	\$ 360.00	100.00%	\$360.00	\$360.00	\$0.00
Air Travel	\$ 4,000.00	100.00%	\$4,000.00	\$4,000.00	\$0.00
Parking	\$ 28.00	100.00%	\$28.00	\$28.00	\$0.00
Overnight Mail - letter size	\$ 1,150.00	100.00%	\$1,150.00	\$1,150.00	\$0.00
Courier Services	\$ 900.00	100.00%	\$900.00	\$900.00	\$0.00
Photocopies BW (8.5 X 11)	\$ 1,969.79	100.00%	\$1,969.79	\$1,969.79	\$0.00
Photocopies BW (11 X 17)	\$ 775.00	100.00%	\$775.00	\$775.00	\$0.00
Photocopies Color (8.5 X 11)	\$ 700.00	100.00%	\$700.00	\$700.00	\$0.00
Photocopies Color (11 X 17)	\$ 625.00	100.00%	\$625.00	\$625.00	\$0.00
Color Graphics on Foam Board	\$ 200.00	100.00%	\$200.00	\$200.00	\$0.00
Newspaper Advertisement	\$ -	0.00%	\$0.00	\$0.00	\$0.00
Court Reporter (Public Hearings & Transcription)	\$ -	0.00%	\$0.00	\$0.00	\$0.00
Translator (English to Spanish or Sign Language)	\$ -	0.00%	\$0.00	\$0.00	\$0.00
Public Involvement Facility Rental	\$ -	0.00%	\$0.00	\$0.00	\$0.00
Public Outreach Liaison (4 Months - September, October, November & December 2012)	\$ 60,000.00	100.00%	\$60,000.00	\$60,000.00	\$0.00

MONTHLY PROGRESS PAYMENT INVOICE - DANNENBAUM ENGINEERING CORPORATION
FOR CONSULTING ENGINEER'S SERVICES

Work Order No. 5: Engineering Management/Partial Operations Implementation/Public Outreach
 Invoice Number: 465201/57/XV
 Invoice Period: 07/01/2016 - 07/31/2016

DESCRIPTION OF WORK TASK	COST PER TASK	PERCENT COMPLETE TO DATE	AMOUNT EARNED TO DATE	PREVIOUSLY BILLED	CURRENT BILLING
DIRECT EXPENSES (Continued)					
Accounting Support Services	\$ 20,000.00	100.00%	\$20,000.00	\$20,000.00	\$0.00
IT / Support Services (Includes time on Project Wise Implementation / Data Organization @ 55 hrs)	\$ 8,000.00	100.00%	\$8,000.00	\$8,000.00	\$0.00
Bing Maps Annual Subscription Fee	\$ 7,000.00	100.00%	\$7,000.00	\$7,000.00	\$0.00
Management Support Services	\$ 32,000.00	100.00%	\$32,000.00	\$32,000.00	\$0.00
Community Action Support	\$ 31,500.00	100.00%	\$31,500.00	\$31,500.00	\$0.00
Totals	\$ 769,236.96		\$ 769,236.96	\$ 769,236.96	\$ -

Amount Due This Invoice

-

\$

**MONTHLY PROGRESS PAYMENT INVOICE - DANNENBAUM ENGINEERING CORPORATION
FOR CONSULTING ENGINEER'S SERVICES**

August 4, 2016

Pilar Rodriguez, P.E. - Executive Director
Hidalgo County Regional Mobility Authority
510 South Pleasantview Drive
Weslaco, Texas 78796

Work Order No. 6:
Engineering Management/Partial Operations Implementation/Public Outreach

Invoice Number: 46520157XV
Invoice Period: 07/01/2016 - 07/31/2016

TASK CODE	DESCRIPTION OF WORK TASK	TOTAL COST	PERCENT COMPLETE TO DATE	AMOUNT EARNED TO DATE	PREVIOUSLY BILLED	CURRENT BILLING
A	Coordinate / Update / Assist Executive Director	\$6,123.52	100.00%	\$6,123.52	\$6,123.52	\$0.00
B	Attend / Prepare Data / Report on Various Meetings (6.0 Months)	\$55,067.18	100.00%	\$55,067.18	\$55,067.18	\$0.00
C	Continue to Coordinate With HCMPO to Modify Short/ Long Term TIP to Account for Approved Strategy Including Updating Strategy (One (1) Updates)	\$2,687.60	100.00%	\$2,687.60	\$2,687.60	\$0.00
D	Continue to Negotiate / Coordinate with TxDOT on Pass Thru Agreement Modifications or other TxDOT Funding Modification (availability payments-CAT12) for SH 365 Segment 1,2,3 and 4) / Segment No. 4 (US 281 / Military)	\$6,984.88	100.00%	\$6,984.88	\$6,984.88	\$0.00
E	Continue to Implement Interim Cost Accounting System Utilizing Dannenbaum Cost Accounting System	\$17,620.24	100.00%	\$17,620.24	\$17,620.24	\$0.00
F	Continue to Organize / Develop HCRMA Files By Project (Electronic and Hardcopy)	\$9,684.90	100.00%	\$9,684.90	\$9,684.90	\$0.00
G	Continue to Coordinate with Hidalgo County Appraisal District on TRZ Inputs and Agreements and Finalize Agreements with each entity	\$0.00	0.00%	\$0.00	\$0.00	\$0.00
H	Continue to Finalize and Implement Public Outreach Program with Assistance from Consultant (Pathfinder) and others	\$22,648.44	100.00%	\$22,648.44	\$22,648.44	\$0.00
I	Continued Public Outreach Meetings (Formal Presentation to Council) with the Appropriate Cities (Including Travel and Preparation for Meeting) (4.0 Months)	\$11,941.12	100.00%	\$11,941.12	\$11,941.12	\$0.00
J	Continue the Oversight of C&M Associates, Inc., in Developing the Update of the T&R Studies / Financing Alternatives (FSW) (4.0 Months)	\$3,240.18	100.00%	\$3,240.18	\$3,240.18	\$0.00
K	Continue to Oversee IBTC (4.0 Months)	\$4,802.28	100.00%	\$4,802.28	\$4,802.28	\$0.00
L	Continue to Oversee SH 365 (Segment 1,2 and 3) (Inc. SH 365 at GSA Anzalduas Bridge)(6.0 Months)	\$309,653.23	100.00%	\$309,653.23	\$309,653.23	\$0.00
M	SH 365 Segment No. 4 (US 281 / Military) (6.0 Months)	\$38,917.76	100.00%	\$38,917.76	\$38,917.76	\$0.00
N	Implementation of GIS Tools - Phase IA	\$0.00	0.00%	\$0.00	\$0.00	\$0.00
O	Implementation of Project Wise	\$0.00	0.00%	\$0.00	\$0.00	\$0.00
ODC	Direct Expenses	\$200,463.00	100.00%	\$200,463.00	\$200,463.00	\$0.00
	TOTALS	\$689,834.33	100.00%	\$689,834.33	\$689,834.33	\$0.00

TOTAL DUE WORK ORDER NO. 6:

\$0.00

**MONTHLY PROGRESS PAYMENT INVOICE - DANNENBAUM ENGINEERING CORPORATION
FOR CONSULTING ENGINEER'S SERVICES**

Work Order No. 6: Engineering Management/Partial Operations Implementation/Public Outreach
 Invoice Number: 46520157/XV
 Invoice Period: 07/01/2016 - 07/31/2016

DESCRIPTION OF WORK TASK	COST PER TASK	PERCENT COMPLETE TO DATE	AMOUNT EARNED TO DATE	PREVIOUSLY BILLED	CURRENT BILLING
A. Coordinate / Update / Assist Executive Director 1.) Educate Executive Director on Historical Activities / Budgets / Cost Accounting / Program Management Plan and QA/QC Plan (including Weekly Mtgs)	\$ 6,123.52	100.00%	\$6,123.52	\$6,123.52	\$0.00
B. Attend / Prepare Data / Report on Various Meetings (6.0 Months) 1. HCRMA Board Meetings Including Presentation (Monthly) (6 Mtgs) (Inc. Prep Time) 2. HCRMA Planning Committee Meetings (6 Mtgs @ 2 hrs/Mtg) (Inc. Prep Time) 3. HCRMA Finance Committee Meetings (6 Mtgs @ 2 hrs/Mtg) (Inc. Prep Time) 4. HCRMA MPO Policy Committee Meeting (6 Mtgs @ 2 hrs/Mtg) (Inc. Prep Time) 5. HCRMA MPO Tech Committee Meeting (6 Mtgs @ 2 hrs/Mtg) (Inc. Prep Time) 6. Various HCRMA Mtgs w/ Individual Board Members / Special Board Meetings (6 Mtgs @ 2 hrs/Mtg) (Inc. Prep Time) 7. Hidalgo County Meetings w/Staff (2 Mtgs. @2 hr. / Mtg.) (Inc. Prep Time) 8. Hidalgo County Commissioner Precinct No. 1 (2 Mtgs. @ 2 hrs. / Mtg.) 9. Hidalgo County Commissioner Precinct No. 2 (2 Mtgs. @ 2 hrs. / Mtg.) 10. Hidalgo County Commissioner Precinct No. 3 (2 Mtgs. @ 2 hrs. / Mtg.) 11. Hidalgo County Commissioner Precinct No. 4 (2 Mtgs. @ 2 hrs. / Mtg.) 12. Attend Meetings TxDOT-Pharr (2 Mtgs. @ 2 hrs. / Mtg.) (Inc. Prep Time) 13. Attend Meetings TxDOT-Austin includes Travel (1 Mtg. @ 10 hrs. / Mtg.) 14. Attend Meetings With Senator Hinojosa (1 Mtgs. @ 2 hrs. / Mtg.) 15. Attend Meeting - 3 days in Washington to Visit Congress/TIFA (1 Mtg.) 16. Attend Hidalgo County Commissioners' Court Meeting (2 Monthly Mtgs.) (3 Mtgs. X 2 hr./Mtg.)	\$ 11,571.60 \$ 6,313.20 \$ 6,313.20 \$ 3,939.90 \$ 3,108.90 \$ 4,540.16 \$ - \$ 1,902.00 \$ 1,902.00 \$ 1,902.00 \$ 1,902.00 \$ 1,902.00 \$ 1,902.00 \$ 5,905.50 \$ 1,011.72 \$ - \$ 2,853.00	100.00% 100.00% 100.00% 100.00% 100.00% 100.00% 100.00% 100.00% 100.00% 100.00% 100.00% 100.00% 100.00% 100.00% 0.00% 100.00%	\$11,571.60 \$6,313.20 \$6,313.20 \$3,939.90 \$3,108.90 \$4,540.16 \$0.00 \$1,902.00 \$1,902.00 \$1,902.00 \$1,902.00 \$1,902.00 \$1,902.00 \$5,905.50 \$1,011.72 \$0.00 \$2,853.00	\$11,571.60 \$6,313.20 \$6,313.20 \$3,939.90 \$3,108.90 \$4,540.16 \$0.00 \$1,902.00 \$1,902.00 \$1,902.00 \$1,902.00 \$1,902.00 \$1,902.00 \$5,905.50 \$1,011.72 \$0.00 \$2,853.00	\$0.00 \$0.00 \$0.00 \$0.00 \$0.00 \$0.00 \$0.00 \$0.00 \$0.00 \$0.00 \$0.00 \$0.00 \$0.00 \$0.00 \$0.00 \$0.00 \$0.00
C. Continue to Coordinate With HCRMA to Modify Short/ Long Term TIP to Account for Approved Strategy, Including Updating Strategy (One (1) Update)	\$ 2,687.60	100.00%	\$2,687.60	\$2,687.60	\$0.00
D. Continue to Negotiate / Coordinate with TxDOT on Pass Thru Agreement Modifications or other TxDOT Funding Modification (availability payments-CAT12) for SH 365 (Segment 1,2,3 and 4) / Segment No. 4 (US 281 / Military) 1. Meet / Coordinate With TxDOT Pharr (1 Mtgs. @ 2 hrs. / Mtg.) 2. Meet / Coordinate With TxDOT Austin (1 Mtg @ 10 hrs. / Mtg.) 3. Finalize Pass Thru Agreements and/or availability payments	\$ 1,728.22 \$ 3,528.44 \$ 1,728.22	100.00% 100.00% 100.00%	\$1,728.22 \$3,528.44 \$1,728.22	\$1,728.22 \$3,528.44 \$1,728.22	\$0.00 \$0.00 \$0.00
E. Continue to Implement Interim Cost Accounting System Utilizing Dannenbaum Cost Accounting System 1. Continue to Input Data for Development of Monthly Reports for HCRMA Board (January 1, 2013 thru July 1, 2013) 2. Continue to Modify Monthly Reports for HCRMA Needs 3. Continue to Input Monthly Data and Produce Final Reports for January 1, 2013 thru July 1, 2013	\$ 6,069.74 \$ 5,826.86 \$ 5,723.64	100.00% 100.00% 100.00%	\$6,069.74 \$5,826.86 \$5,723.64	\$6,069.74 \$5,826.86 \$5,723.64	\$0.00 \$0.00 \$0.00
F. Continue to Organize / Develop HCRMA Files By Project (Electronic and Hardcopy)	\$ 9,684.90	100.00%	\$9,684.90	\$9,684.90	\$0.00
G. Continue to Coordinate with Hidalgo County Appraisal District on TRZ Inputs and Agreements and Finalize Agreements with each entity	\$ -	0.00%	\$0.00	\$0.00	\$0.00

**MONTHLY PROGRESS PAYMENT INVOICE - DANNENBAUM ENGINEERING CORPORATION
FOR CONSULTING ENGINEER'S SERVICES**

Work Order No. 6: Engineering Management/Partial Operations Implementation/Public Outreach Invoice Number: 465201/57/XV Invoice Period: 07/01/2016 - 07/31/2016

DESCRIPTION OF WORK TASK	COST PER TASK	PERCENT COMPLETE TO DATE	AMOUNT EARNED TO DATE	PREVIOUSLY BILLED	CURRENT BILLING
H. Continue to Finalize and Implement Public Outreach Program Managing with Assistance from Consultant (Pathfinder) and others					
1. Finalize / Implement Public Outreach	\$ 15,510.90	100.00%	\$15,510.90	\$15,510.90	\$0.00
2. Review / Update Website	-	0.00%	\$0.00	\$0.00	\$0.00
3. Develop Monthly Newsletter (Assist Subs)	-	0.00%	\$0.00	\$0.00	\$0.00
4. Begin Development of Branding Loop Project (Assist Subs)	-	0.00%	\$0.00	\$0.00	\$0.00
5. Assist / Develop Support Resolution From All Cities (Total 5 Mtgs.)	\$ 3,778.26	100.00%	\$3,778.26	\$3,778.26	\$0.00
6. Meet with Large Property Owners (SH 365)(Total 2 Mtgs. Including Preparation)	\$ 1,892.16	100.00%	\$1,892.16	\$1,892.16	\$0.00
7. Meet with EDC for the Cities of McAllen / Mission (Total 1 Mtg.)	\$ 1,467.12	100.00%	\$1,467.12	\$1,467.12	\$0.00
8. Meet with Trade Association / Civic Association (US / Mexico) (Total 1 Mtg.)					
I. Continue Public Outreach Meetings (Formal Presentation to Council) with the following Cities (Including Travel and Preparation for Meeting) (4.0 Months):					
1. City of Pharr (2 Mtgs)	\$ 2,739.94	100.00%	\$2,739.94	\$2,739.94	\$0.00
2. City of Grangereno (1 Mtg)	\$ 1,758.58	100.00%	\$1,758.58	\$1,758.58	\$0.00
3. City of Donna (1 Mtg)	-	0.00%	\$0.00	\$0.00	\$0.00
4. City of Weslaco (1 Mtg)	-	0.00%	\$0.00	\$0.00	\$0.00
5. City of Mercedes (1 Mtg)	-	0.00%	\$0.00	\$0.00	\$0.00
6. City of Edcouch (1 Mtg)	-	0.00%	\$0.00	\$0.00	\$0.00
7. City of McAllen (2 Mtgs.)	\$ 3,721.30	100.00%	\$3,721.30	\$3,721.30	\$0.00
8. City of Mission (2 Mtgs.)	\$ 3,721.30	100.00%	\$3,721.30	\$3,721.30	\$0.00
9. City of Penitas (1 Mtg)	-	0.00%	\$0.00	\$0.00	\$0.00
10. City of Palmview (1 Mtg)	-	0.00%	\$0.00	\$0.00	\$0.00
11. City of La Joya (1 Mtg)	-	0.00%	\$0.00	\$0.00	\$0.00
12. City of Edinburg (2 Mtgs)	-	0.00%	\$0.00	\$0.00	\$0.00
13. City of Sullivan City (1 Mtg)	-	0.00%	\$0.00	\$0.00	\$0.00
J. Continue the Oversight of C&M Associates, Inc., in Developing the Update of the T&R Studies / Financing Alternatives (FSW) (4.0 Months)					
1. SH 365 Segment 1,2,3 and 4 / IBTC / Segment D & La Joya Relief Route (Assisted by HDR)	-	0.00%	\$0.00	\$0.00	\$0.00
2. Update Strategic Plan for New Funding (Modification in Limits / Schedule / Funding Type)	-	0.00%	\$0.00	\$0.00	\$0.00
3. Verify Revised Strategic Plan after New T&R Numbers (Work with First Southwest)	\$ 3,240.18	100.00%	\$3,240.18	\$3,240.18	\$0.00
K. Continue to Oversee IBTC (4.0 Months)					
1. Modify RFP and Procure Engineering Services (Including Environmental and Low Level Flight)	-	0.00%	\$0.00	\$0.00	\$0.00
2. Continue to Oversee Local Environmental Clearance (Assisted by Blanton - Lead) (4.0 Months)	\$ 4,802.28	100.00%	\$4,802.28	\$4,802.28	\$0.00
3. Oversee IBTC Drainage Studies	-	0.00%	\$0.00	\$0.00	\$0.00
4. Oversee Low Level Flight (Assisted by Aranda & Associates - Lead)	-	0.00%	\$0.00	\$0.00	\$0.00
5. QA/QC Drainage Study (60%)	-	0.00%	\$0.00	\$0.00	\$0.00
6. QA/QC Low Level Flight (Aranda)	-	0.00%	\$0.00	\$0.00	\$0.00
7. Attend Meeting with USIBWC (1) (Combined with SH 365)	-	0.00%	\$0.00	\$0.00	\$0.00
8. Attend Meeting with USACOE (1) (Combined with SH 365)	-	0.00%	\$0.00	\$0.00	\$0.00
9. Attend Meeting with US Fish and Wildlife (1)(Combined with SH 365)	-	0.00%	\$0.00	\$0.00	\$0.00

**MONTHLY PROGRESS PAYMENT INVOICE - DANNENBAUM ENGINEERING CORPORATION
FOR CONSULTING ENGINEER'S SERVICES**

Work Order No. 6:
Engineering Management/Partial Operations Implementation/Public Outreach

Invoice Number: 465201/57/XV
Invoice Period: 07/01/2016 - 07/31/2016

DESCRIPTION OF WORK TASK	COST PER TASK	PERCENT COMPLETE TO DATE	AMOUNT EARNED TO DATE	PREVIOUSLY BILLED	CURRENT BILLING
L. Continue to Oversee SH 365 (Segment 1, 2 & 3) (Inc. SH 365 at GSA Anzalduas Bridge)(6.0 Months) (Assisted by Blanton & Assoc. - Lead)	\$ 65,179.51	100.00%	\$65,179.51	\$65,179.51	\$0.00
1. Continue to Oversee Environmental Clearance By Atkins (EA) includes Negotiating Limits to FM 1016					
2. Continue to Oversee Drainage Studies / Utilities Produced By L&G Engineering / S&B Infrastructure including Segment No. 3. Also, (W.A. No. 1)	\$ 64,918.66	100.00%	\$64,918.66	\$64,918.66	\$0.00
3. Continue to QA/QC Drainage Study (90%)	\$ 3,938.40	100.00%	\$3,938.40	\$3,938.40	\$0.00
4. Attend Meeting With USBWC (1 Mtg. - El Paso)	\$ 4,459.76	100.00%	\$4,459.76	\$4,459.76	\$0.00
5. Attend Meeting With USACOE (1 Mtg. - HST)	\$ -	0.00%	\$0.00	\$0.00	\$0.00
6. Attend Meeting With US Fish & Wildlife (1 Mtg. - RGV)	\$ -	0.00%	\$0.00	\$0.00	\$0.00
7. Attend Meeting With TxDOT Austin / FHWA (1 Mtg. - Austin)	\$ 4,694.28	100.00%	\$4,694.28	\$4,694.28	\$0.00
8. Continue to Oversee / Development of 4-Lane Schematic (L&G Engineering and S&B Infrastructure) (W.A. No. 1)					
9. QA/QC Schematic (100%)	\$ 49,511.86	100.00%	\$49,511.86	\$49,511.86	\$0.00
10. Prepare Decision Matrix for Environmental Consultant (in Work Authorization 4)	\$ 32,907.94	100.00%	\$32,907.94	\$32,907.94	\$0.00
11. Continue to Oversee Surveyors including Right of Entry Assistance for 52 Parcels (DOS Logistics / Quintanilla) (Assisted by Aranda and Associates - Lead)	\$ -	0.00%	\$0.00	\$0.00	\$0.00
12. Hold / Lead Public Involvement Meeting (1 Additional Mtg.) Including Prepare Exhibits	\$ 57,702.70	100.00%	\$57,702.70	\$57,702.70	\$0.00
13. Prepare Land Plan to Assist Hunt Development / City of McAllen to Evaluate Alternative Thru Hunt Property	\$ 19,200.30	100.00%	\$19,200.30	\$19,200.30	\$0.00
14. Meet with Hunt Development (Mission - 2 Mtgs) (2 hrs / Mtg)(Inc. Prep Time)	\$ -	0.00%	\$0.00	\$0.00	\$0.00
15. Assist HDR in Developing TIFIA Application	\$ 7,139.82	100.00%	\$7,139.82	\$7,139.82	\$0.00
M. SH 365 Segment No. 4 (US 281 / Military) (6.0 Months)	\$ -	0.00%	\$0.00	\$0.00	\$0.00
1. Oversee Environmental Clearance by Atkins (Included in Item L.)					
2. Oversee Engineer in Development of Route Studies / Schematic / Survey / PS&E Development (4.0 Months)	\$ 25,845.54	100.00%	\$25,845.54	\$25,845.54	\$0.00
3. Finalize QA/QC Route Study	\$ 6,591.94	100.00%	\$6,591.94	\$6,591.94	\$0.00
4. Continue to Meet With City of Pharr Including Development of Exhibits to Analyze SH 365 (Segment No. 4) (US 281 / I Road / San Juan Area) (2 Mtgs)	\$ 6,480.28	100.00%	\$6,480.28	\$6,480.28	\$0.00
N. Implementation of GIS Tools - Phase IA					
1. Conduct Stakeholder and Program Management Team GIS user requirements meeting	\$ -	0.00%	\$0.00	\$0.00	\$0.00
2. Develop GIS user requirements documentation and implementation plan	\$ -	0.00%	\$0.00	\$0.00	\$0.00
3. Present user requirements and implementation plan to Stakeholders and Program Management Team	\$ -	0.00%	\$0.00	\$0.00	\$0.00
4. Acquire and integrate Bing Map services	\$ -	0.00%	\$0.00	\$0.00	\$0.00
5. Acquire and integrate existing GIS base map data from local government sources into an ArcGIS Server / SQL Server central database hosted from Dannenbaum's GIS hosting facility	\$ -	0.00%	\$0.00	\$0.00	\$0.00
6. Title up to three large existing GIS databases acquired from local Government sources for efficient web map rendering of large datasets (Future W.A.)	\$ -	0.00%	\$0.00	\$0.00	\$0.00
7. Design, load and integrate HCRMA specific GIS data into an ArcGIS Server / SQL Server central database hosted from Dannenbaum's GIS hosting facility (Future W.A.)	\$ -	0.00%	\$0.00	\$0.00	\$0.00
8. QA/QC existing and HCRMA specific GIS database for compliance with Task 1 - Requirements (Future W.A.)	\$ -	0.00%	\$0.00	\$0.00	\$0.00
9. Develop login page user interface (Future W.A.)	\$ -	0.00%	\$0.00	\$0.00	\$0.00
10. QA/QC login page user interface for compliance with Task A - Requirements (Future W.A.)	\$ -	0.00%	\$0.00	\$0.00	\$0.00

**MONTHLY PROGRESS PAYMENT INVOICE - DANNENBAUM ENGINEERING CORPORATION
FOR CONSULTING ENGINEER'S SERVICES**

Work Order No. 6: Engineering Management/Partial Operations Implementation/Public Outreach Invoice Number: 46520157/XV Invoice Period: 07/01/2016 - 07/31/2016

DESCRIPTION OF WORK TASK	COST PER TASK	PERCENT COMPLETE TO DATE	AMOUNT EARNED TO DATE	PREVIOUSLY BILLED	CURRENT BILLING
N. Implementation of GIS Tools - Phase IA (Continued)					
11. Develop ArcGIS Service, map services, Arc MAP, MXD projects files including map symbology (Future W.A.)	\$ -	0.00%	\$0.00	\$0.00	\$0.00
12. QA/QC ArcGIS Service, map services, Arc MAP, MXD projects files checking for quality of map symbology and compliance with Task 1 - Requirements (Future W.A.)	\$ -	0.00%	\$0.00	\$0.00	\$0.00
13. Develop GIS website map and legend tools on Dannenbaum's application development server (Future W.A.)	\$ -	0.00%	\$0.00	\$0.00	\$0.00
14. QA/QC / unit testing of the GIS website map and legend tools (Future W.A.)	\$ -	0.00%	\$0.00	\$0.00	\$0.00
15. Migrate GIS website map and legend tools from Dannenbaum's application development server to Dannenbaum's production ArcGIS Server hosting environment (Future W.A.)	\$ -	0.00%	\$0.00	\$0.00	\$0.00
16. Develop GIS website map and legend user manual documentation and conduct user training (Future W.A.)	\$ -	0.00%	\$0.00	\$0.00	\$0.00
O. Implementation of Project Wise					
1. Project Wise Overview Training (x1 initial kickoff meeting to go over Project Wise functionality and general use in an engineering project office environment)	\$ -	0.00%	\$0.00	\$0.00	\$0.00
2. Project Wise Implementation (Install and configuration hardware and software onsite within DEC McAllen / HCRMA PMO)	\$ -	0.00%	\$0.00	\$0.00	\$0.00
3. Project Wise End User Training (x4 brown bag training sessions to teach PMO users how to manage documents in a Project Wise document controlled environment)	\$ -	0.00%	\$0.00	\$0.00	\$0.00
4. Inventory HCRMA Project Data by Type, User, Organization, Etc.	\$ -	0.00%	\$0.00	\$0.00	\$0.00
5. Conduct Project Wise / GIS Data Maintenance Business Process Workshop (x1 Day for Project Wise / x1 Day for GIS - include time estimate for key subcontractor participation)	\$ -	0.00%	\$0.00	\$0.00	\$0.00
6. Develop HCRMA Project Wise and GIS data management business process documentation	\$ -	0.00%	\$0.00	\$0.00	\$0.00
7. Data Management End User Training (x4 brown bag training sessions to teach HCRMA PMO Project Wise and GIS data management business processes)	\$ -	0.00%	\$0.00	\$0.00	\$0.00
DIRECT EXPENSES					
Lodging / Hotel (\$100.00 / DAY)	\$ 200.00	100.00%	\$200.00	\$200.00	\$0.00
Meals (\$30.00 / DAY)	\$ 60.00	100.00%	\$60.00	\$60.00	\$0.00
Rental Car	\$ 180.00	100.00%	\$180.00	\$180.00	\$0.00
Air Travel	\$ 1,000.00	100.00%	\$1,000.00	\$1,000.00	\$0.00
Parking	\$ 28.00	100.00%	\$28.00	\$28.00	\$0.00
Overnight Mail - letter size	\$ 1,150.00	100.00%	\$1,150.00	\$1,150.00	\$0.00
Courier Services	\$ 500.00	100.00%	\$500.00	\$500.00	\$0.00
Photocopies BW (8.5 X 11)	\$ 2,000.00	100.00%	\$2,000.00	\$2,000.00	\$0.00
Photocopies BW (11 X 17)	\$ 750.00	100.00%	\$750.00	\$750.00	\$0.00
Photocopies Color (8.5 X 11)	\$ 700.00	100.00%	\$700.00	\$700.00	\$0.00
Photocopies Color (11 X 17)	\$ 625.00	100.00%	\$625.00	\$625.00	\$0.00
Color Graphics on Foam Board	\$ 270.00	100.00%	\$270.00	\$270.00	\$0.00
Newspaper Advertisement	\$ -	0.00%	\$0.00	\$0.00	\$0.00
Court Reporter (Public Hearings & Transcription)	\$ -	0.00%	\$0.00	\$0.00	\$0.00
Translator (English to Spanish or Sign Language)	\$ -	0.00%	\$0.00	\$0.00	\$0.00
Public Involvement Facility Rental	\$ -	0.00%	\$0.00	\$0.00	\$0.00
Public Outreach Liaison (6 Months - Jan., Feb., Mar., Apr., May, June, 2013)	\$ 90,000.00	100.00%	\$90,000.00	\$90,000.00	\$0.00

**MONTHLY PROGRESS PAYMENT INVOICE - DANNENBAUM ENGINEERING CORPORATION
FOR CONSULTING ENGINEER'S SERVICES**

Work Order No. 6: Engineering Management/Partial Operations Implementation/Public Outreach Invoice Number: 465201/57/XV Invoice Period: 07/01/2016 - 07/31/2016

DESCRIPTION OF WORK TASK	COST PER TASK	PERCENT COMPLETE TO DATE	AMOUNT EARNED TO DATE	PREVIOUSLY BILLED	CURRENT BILLING
DIRECT EXPENSES (Continued)					
Accounting Support Services	\$ 10,000.00	100.00%	\$10,000.00	\$10,000.00	\$0.00
IT / Support Services (includes time on Project Wise Implementation / Data Organization @ 55 hrs)	\$ 8,000.00	100.00%	\$8,000.00	\$8,000.00	\$0.00
Bing Maps Annual Subscription Fee	\$ -	0.00%	\$0.00	\$0.00	\$0.00
Management Support Services	\$ 40,000.00	100.00%	\$40,000.00	\$40,000.00	\$0.00
Community Action Support	\$ 45,000.00	100.00%	\$45,000.00	\$45,000.00	\$0.00
Totals	\$ 689,834.33		\$ 689,834.33	\$ 689,834.33	\$ -

Amount Due This Invoice

\$ -

MONTHLY PROGRESS PAYMENT INVOICE - DANNENBAUM ENGINEERING CORPORATION
FOR CONSULTING ENGINEER'S SERVICES

Work Order No. 6: Supplemental Agreement No. 1 to WO 6 - Sketch Level Assessment of Potential Truck Diversion from Nogales Poe to Texas
 Invoice Number: 465201/57/XV
 Invoice Period: 07/01/2016 - 07/31/2016

DESCRIPTION OF WORK TASK	COST PER TASK	PERCENT COMPLETE TO DATE	AMOUNT EARNED TO DATE	PREVIOUSLY BILLED	CURRENT BILLING
A. Oversight of Sketch Level Assessment	\$ 5,654.52	100.00%	\$5,654.52	\$5,654.52	\$0.00
B. Review/Comment of Sketch Level Assessment	\$ 5,654.52	100.00%	\$5,654.52	\$5,654.52	\$0.00
C&M Associates, Inc. - Traffic and Revenue	\$ 70,000.00	100.00%	\$70,000.00	\$70,000.00	\$0.00
Totals	\$ 81,309.04		\$81,309.04	\$81,309.04	\$0.00

Amount Due This Invoice

\$

**MONTHLY PROGRESS PAYMENT INVOICE - DANNENBAUM ENGINEERING CORPORATION
FOR CONSULTING ENGINEER'S SERVICES**

Work Order No. 6: Supplemental Agreement No. 2 to WO 6 - Value Engineering Report for SH 365
 Invoice Number: 465201/57/XV
 Invoice Period: 07/01/2016 - 07/31/2016

DESCRIPTION OF WORK TASK	COST PER TASK	PERCENT COMPLETE TO DATE	AMOUNT EARNED TO DATE	PREVIOUSLY BILLED	CURRENT BILLING
A. Pre- and Post-Workshop					
1) Project Management	\$ 3,714.78	100.00%	\$3,714.78	\$3,714.78	\$0.00
2) Pre-Workshop planning, information review, draft functional analysis	\$ 6,481.36	100.00%	\$6,481.36	\$6,481.36	\$0.00
3) Prepare Draft VE report, circulate for comment, finalize VE report	\$ 19,097.92	100.00%	\$19,097.92	\$19,097.92	\$0.00
B. Value Engineering Workshop (Mon-Fri)					
1) Travel time allowance	\$ 16,378.40	100.00%	\$16,378.40	\$16,378.40	\$0.00
2) VE Workshop	\$ 93,399.84	100.00%	\$93,399.84	\$93,399.84	\$0.00
DIRECT EXPENSES					
Lodging / Hotel (\$100.00 / DAY)	\$ 2,000.00	100.00%	\$2,000.00	\$2,000.00	\$0.00
Meals (\$30.00 / DAY)	\$ 900.00	100.00%	\$900.00	\$900.00	\$0.00
Rental Car	\$ 780.00	100.00%	\$780.00	\$780.00	\$0.00
Air Travel	\$ 4,900.00	100.00%	\$4,900.00	\$4,900.00	\$0.00
Parking	\$ 300.00	100.00%	\$300.00	\$300.00	\$0.00
Overnight Mail - letter size	\$ 163.00	100.00%	\$163.00	\$163.00	\$0.00
Courier Services	\$ 100.00	100.00%	\$100.00	\$100.00	\$0.00
Photocopies B/W (8.5 X 11)	\$ 50.00	100.00%	\$50.00	\$50.00	\$0.00
Photocopies B/W (11 X 17)	\$ 20.00	100.00%	\$20.00	\$20.00	\$0.00
Photocopies Color (8.5 X 11)	\$ 350.00	100.00%	\$350.00	\$350.00	\$0.00
Photocopies Color (11 X 17)	\$ 125.00	100.00%	\$125.00	\$125.00	\$0.00
Presentation Boards 30" x 40" Color Mounted	\$ 360.00	100.00%	\$360.00	\$360.00	\$0.00
Totals	\$ 149,120.30		\$149,120.30	\$149,120.30	\$ -

Amount Due This Invoice

\$ -

**MONTHLY PROGRESS PAYMENT INVOICE - DANNENBAUM ENGINEERING CORPORATION
FOR CONSULTING ENGINEER'S SERVICES**

Work Order No. 6: Supplemental Agreement No. 3 to WO 6 - IBTC Low Level Flight Invoice Number: 465201/57/XV Invoice Period: 07/01/2016 - 07/31/2016

DESCRIPTION OF WORK TASK	COST PER TASK	PERCENT COMPLETE TO DATE	AMOUNT EARNED TO DATE	PREVIOUSLY BILLED	CURRENT BILLING
FC 145 - PROJECT MANAGEMENT AND ADMINISTRATION (FC 110 TO FC 160) (5 MONTHS)					
Project Management	\$ 3,218.16	100.00%	\$3,218.16	\$3,218.16	\$0.00
Coordination/Prepare Sub Contracts (1-Total)	\$ 1,396.56	100.00%	\$1,396.56	\$1,396.56	\$0.00
Manage Subconsultant Contracts (1-Total x 2-Mths/Mo Ea. x 5 Mos)	\$ 3,096.72	100.00%	\$3,096.72	\$3,096.72	\$0.00
Preparation of Invoices and Progress Reports (1 Per Mo X 5 Mos = 5 EA)	\$ 2,307.36	100.00%	\$2,307.36	\$2,307.36	\$0.00
Monitor Subproviders' Schedules on Monthly Basis (1 EA FOR 4 MONTHS)	\$ 2,307.36	100.00%	\$2,307.36	\$2,307.36	\$0.00
Prepare Monthly Project Schedule Update (5 EA)	\$ 1,366.20	100.00%	\$1,366.20	\$1,366.20	\$0.00
Organize and Upload Electronic File Deliverables	\$ 3,388.16	100.00%	\$3,388.16	\$3,388.16	\$0.00
QC/QA - Revised Draft Schematic (1 Submittal)	\$ 6,046.04	100.00%	\$6,046.04	\$6,046.04	\$0.00
QC/QA - Final Schematic (1 Submittal)	\$ 5,331.48	100.00%	\$5,331.48	\$5,331.48	\$0.00
QC/QA - Survey	\$ 8,841.36	100.00%	\$8,841.36	\$8,841.36	\$0.00
FC 150 - FIELD SURVEYING AND PHOTOGRAMMETRY					
Remove Existing DTM from Original Flight	\$ 922.92	100.00%	\$922.92	\$922.92	\$0.00
Update and Verify New Flight DTM File	\$ 3,367.98	100.00%	\$3,367.98	\$3,367.98	\$0.00
Right of Entry - Coordination, Administration, Research and Abstracting	\$ 48,900.00	100.00%	\$48,900.00	\$48,900.00	\$0.00
Preliminary Data Acquisition - Update Ownership Information and Maps	\$ 5,783.36	100.00%	\$5,783.36	\$5,783.36	\$0.00
Establish Primary Control Network	\$ 33,502.80	100.00%	\$33,502.80	\$33,502.80	\$0.00
Establish Secondary Control Network Along Proposed Centerline	\$ 25,269.56	100.00%	\$25,269.56	\$25,269.56	\$0.00
Establish Aerial Target Network for Design Level Photogrammetry	\$ 60,902.08	100.00%	\$60,902.08	\$60,902.08	\$0.00
Alignment Control	\$ 42,585.95	100.00%	\$42,585.95	\$42,585.95	\$0.00
Aerial Survey	\$ 63,885.56	100.00%	\$63,885.56	\$63,885.56	\$0.00
FC 160 -UPDATE SCHEMATIC BASED ON NEW DTM					
Update Horizontal Alignment Based on New DTM	\$ 4,930.36	100.00%	\$4,930.36	\$4,930.36	\$0.00
Update Vertical Alignment Based on New DTM	\$ 4,930.36	100.00%	\$4,930.36	\$4,930.36	\$0.00
Update ROW File Based on Revised Corner Clips	\$ 3,084.52	100.00%	\$3,084.52	\$3,084.52	\$0.00
Update Roadway Master Design File	\$ 5,515.34	100.00%	\$5,515.34	\$5,515.34	\$0.00
Verify and Update Topo File	\$ 3,550.12	100.00%	\$3,550.12	\$3,550.12	\$0.00
DIRECT EXPENSES					
Overnight Mail - letter size	\$ 400.00	100.00%	\$400.00	\$400.00	\$0.00
Courier Services	\$ 1,000.00	100.00%	\$1,000.00	\$1,000.00	\$0.00
Photocopies Color (11 X 17)	\$ 250.00	100.00%	\$250.00	\$250.00	\$0.00
Plots (Color on Bond) (4 Plots @ 40' each)	\$ 640.00	100.00%	\$640.00	\$640.00	\$0.00
Totals	\$ 346,720.31		\$ 346,720.31	\$ 346,720.31	\$ -

Amount Due This Invoice \$

**MONTHLY PROGRESS PAYMENT INVOICE - DANNENBAUM ENGINEERING CORPORATION
FOR CONSULTING ENGINEER'S SERVICES**

Work Order No. 6:
Supplemental Agreement No. 4 to WO 6 - Engineering Management/Partial Operations Implementation/Public Outreach
Replaced by Supplemental Agreement No. 6 to WO 6 - Engineering Management/Partial Operations Implementation/Public Outreach

Invoice Number: 465201/57/XV
Invoice Period: 07/01/2016 - 07/31/2016

DESCRIPTION OF WORK TASK	COST PER TASK	PERCENT COMPLETE TO DATE	AMOUNT EARNED TO DATE	PREVIOUSLY BILLED	CURRENT BILLING
A. Coordinate / Update / Assist Executive Director					
1.) Continue to Educate Executive Director on Historical Activities / Budgets / Cost Accounting / Program Management Plan and QA/QC Plan (Including Weekly Mtgs) from July 1, 2013 to December 31, 2013	\$ 6,123.52	100.00%	\$6,123.52	\$6,123.52	\$0.00
B. Attend / Prepare Data / Report on Various Meetings (6.0 Months) July 1, 2013 through December 31, 2013					
1. HCRMA Board Meetings Including Presentation (Monthly) (6 Mtgs) (Inc. Prep Time)	\$ 11,571.60	100.00%	\$11,571.60	\$11,571.60	\$0.00
2. HCRMA Planning Committee Meetings (6 Mtgs @ 2 hrs/Mtg) (Inc. Prep Time)	\$ 6,313.20	100.00%	\$6,313.20	\$6,313.20	\$0.00
3. HCRMA Finance Committee Meetings (6 Mtgs @ 2 hrs/Mtg) (Inc. Prep Time)	\$ 3,156.60	100.00%	\$3,156.60	\$3,156.60	\$0.00
4. HCRMA MPO Policy Committee Meeting (6 Mtgs @ 2 hrs/Mtg) (Inc. Prep Time)	\$ 3,939.90	100.00%	\$3,939.90	\$3,939.90	\$0.00
5. HCRMA MPO Tech Committee Meeting (6 Mtgs @ 2 hrs/Mtg) (Inc. Prep Time)	\$ 3,108.90	100.00%	\$3,108.90	\$3,108.90	\$0.00
6. Various HCRMA Mtgs w/ Individual Board Members / Special Board Meetings (6 Mtg @ 2 hrs/Mtg) (Inc. Prep Time)	\$ 4,540.16	100.00%	\$4,540.16	\$4,540.16	\$0.00
7. Hidalgo County Meetings w/Staff (2 Mtgs. @ 2 hr. / Mtg.) (Inc. Prep Time)	\$ -	0.00%	\$0.00	\$0.00	\$0.00
8. Hidalgo County Commissioner Precinct No. 1 (2 Mtgs. @ 2 hrs. / Mtg.)	\$ 2,436.32	100.00%	\$2,436.32	\$2,436.32	\$0.00
9. Hidalgo County Commissioner Precinct No. 2 (2 Mtgs. @ 2 hrs. / Mtg.)	\$ 1,902.00	100.00%	\$1,902.00	\$1,902.00	\$0.00
10. Hidalgo County Commissioner Precinct No. 3 (2 Mtgs. @ 2 hrs. / Mtg.)	\$ 1,902.00	100.00%	\$1,902.00	\$1,902.00	\$0.00
11. Hidalgo County Commissioner Precinct No. 4 (2 Mtgs. @ 2 hrs. / Mtg.)	\$ 1,902.00	100.00%	\$1,902.00	\$1,902.00	\$0.00
12. Attend Meetings TxDOT-Pharr (2 Mtgs. @ 2 hrs. / Mtg.) (Inc. Prep Time)	\$ 1,902.00	100.00%	\$1,902.00	\$1,902.00	\$0.00
13. Attend Meetings TxDOT-Austin includes Travel (1 Mtg. @ 10 hrs. / Mtg.)	\$ 3,388.78	100.00%	\$3,388.78	\$3,388.78	\$0.00
14. Attend Meetings With Legislators (1 Mtgs. @ 2 hrs. / Mtg.)	\$ 1,011.72	100.00%	\$1,011.72	\$1,011.72	\$0.00
15. Attend Meeting - 3 days in Washington to Visit Congress/TIFA (1 Mtg.)	\$ -	0.00%	\$0.00	\$0.00	\$0.00
16. Attend Hidalgo County Commissioners' Court Meeting (3 Mtgs. X 2 hr./Mtg.)	\$ 2,853.00	100.00%	\$2,853.00	\$2,853.00	\$0.00
C. Continue to Coordinate With HCMPO to Modify Short/ Long Term TIP to Account for Approved Strategy, Including Updating Strategy (One (1) Update) from July 1, 2013 to December 31, 2013	\$ 5,132.32	100.00%	\$5,132.32	\$5,132.32	\$0.00
D. Continue to Negotiate / Coordinate with TxDOT on TxDOT Funding Modification (availability payments-CAT12) for SH 365 (Segment 1,2,3 and 4) / Segment No. 4 (US 281 / Military) from July 1, 2013 to December 31, 2013					
1. Meet / Coordinate With TxDOT Pharr (1 Mtg. @ 2 hrs. / Mtg.)	\$ 1,728.22	100.00%	\$1,728.22	\$1,728.22	\$0.00
2. Meet / Coordinate With TxDOT Austin (2 Mtgs. @ 10 hrs. / Mtg.)	\$ 7,579.08	100.00%	\$7,579.08	\$7,579.08	\$0.00
3. Finalize Availability Payments with TxDOT	\$ 2,566.16	100.00%	\$2,566.16	\$2,566.16	\$0.00
E. Continue to Implement Interim Cost Accounting System Utilizing Dannenbaum Cost Accounting System from July 1, 2013 to December 31, 2013					
1. Continue to Input Data for Development of Monthly Reports for HCRMA Board (July 1, 2013 thru December 31, 2013)	\$ 6,069.74	100.00%	\$6,069.74	\$6,069.74	\$0.00
2. Continue to Modify Monthly Reports for HCRMA Needs	\$ 5,826.86	100.00%	\$5,826.86	\$5,826.86	\$0.00
3. Continue to Input Monthly Data and Produce Final Reports for July 1, 2013 thru December 31, 2013	\$ 5,723.64	100.00%	\$5,723.64	\$5,723.64	\$0.00
F. Continue to Organize / Develop HCRMA Files By Project (Electronic and Hardcopy) from July 1, 2013 through December 31, 2013	\$ 9,684.90	100.00%	\$9,684.90	\$9,684.90	\$0.00

Work Order No. 6:
Supplemental Agreement No. 4 to WO 6 - Engineering Management/Partial Operations Implementation/Public Outreach
Replaced by Supplemental Agreement No. 6 to WO 6 - Engineering Management/Partial Operations Implementation/Public Outreach
Invoice Number: 465201/57PXV
Invoice Period: 07/01/2016 - 07/31/2016

DESCRIPTION OF WORK TASK	COST PER TASK	PERCENT COMPLETE TO DATE	AMOUNT EARNED TO DATE	PREVIOUSLY BILLED	CURRENT BILLING
G. Continue to Coordinate with Hidalgo County Appraisal District on TRZ Inputs and Agreements and Finalize Agreements with each entity					
1. Research/Develop/Assist in Creating and Inputting of Data for Around 485 Parcels within TRZ to Assume Accuracy	\$ 62,661.60	100.00%	\$62,661.60	\$62,661.60	\$0.00
H. Continue to Finalize and Implement Public Outreach Program Managing with Assistance from Consultants from July 1, 2013 to December 31, 2013					
1. Finalize / Implement Public Outreach	\$ 15,510.90	100.00%	\$15,510.90	\$15,510.90	\$0.00
2. Review / Update Website	\$ -	0.00%	\$0.00	\$0.00	\$0.00
3. Develop Monthly Newsletter (Assist Subs)	\$ -	0.00%	\$0.00	\$0.00	\$0.00
4. Begin Development of Branding Loop Project (Assist Subs)	\$ 11,580.84	100.00%	\$11,580.84	\$11,580.84	\$0.00
5. Assist / Develop Support Resolution From All Cities (Total 5 Migs.)	\$ -	0.00%	\$0.00	\$0.00	\$0.00
6. Meet with Large Property Owners (SH 365)(Total 2 Migs. Including Preparation)	\$ 3,778.26	100.00%	\$3,778.26	\$3,778.26	\$0.00
7. Meet with EDC for the Cities of McAllen / Mission (Total 1 Mtg.)	\$ 1,892.16	100.00%	\$1,892.16	\$1,892.16	\$0.00
8. Meet with Trade Association / Civic Association (US / Mexico) (Total 1 Mtg.)	\$ 1,467.12	100.00%	\$1,467.12	\$1,467.12	\$0.00
I. Continue Public Outreach Meetings (Formal Presentation to Council) with the following Cities (Including Travel and Preparation for Meeting) (6.0 Months)(from July 1, 2013 to December 1, 2013):					
1. City of Pharr (2 Migs)	\$ 2,739.94	100.00%	\$2,739.94	\$2,739.94	\$0.00
2. City of Grangereno (1 Mtg)	\$ 1,758.58	100.00%	\$1,758.58	\$1,758.58	\$0.00
3. City of Donna (1 Mtg)	\$ 1,728.22	100.00%	\$1,728.22	\$1,728.22	\$0.00
4. City of Weslaco (1 Mtg)	\$ 1,728.22	100.00%	\$1,728.22	\$1,728.22	\$0.00
5. City of Mercedes (1 Mtg)	\$ 1,728.22	100.00%	\$1,728.22	\$1,728.22	\$0.00
6. City of Edcouch (1 Mtg)	\$ -	0.00%	\$0.00	\$0.00	\$0.00
7. City of McAllen (2 Migs.)	\$ 3,721.30	100.00%	\$3,721.30	\$3,721.30	\$0.00
8. City of Mission (2 Migs.)	\$ 3,721.30	100.00%	\$3,721.30	\$3,721.30	\$0.00
9. City of Penitas (1 Mtg)	\$ -	0.00%	\$0.00	\$0.00	\$0.00
10. City of Palmview (1 Mtg)	\$ -	0.00%	\$0.00	\$0.00	\$0.00
11. City of La Joya (1 Mtg)	\$ -	0.00%	\$0.00	\$0.00	\$0.00
12. City of Edinburg (2 Migs)	\$ -	0.00%	\$0.00	\$0.00	\$0.00
13. City of Sullivan City (1 Mtg)	\$ -	0.00%	\$0.00	\$0.00	\$0.00
J. Continue the Oversight of C&M Associates, Inc., in Developing the Overweight Corridor Study (6.0 months) from July 1, 2013 to December 31, 2013					
1. Implementation of C&M Overweight Corridor Study	\$ 4,367.24	100.00%	\$4,367.24	\$4,367.24	\$0.00
2. Update Strategic Plan for Funding (Project Funding from Overweight Permits / Additional TxDOT Funding/Leverage)	\$ 8,544.84	100.00%	\$8,544.84	\$8,544.84	\$0.00
3. Coordinate with development of overweight corridor	\$ 7,512.56	100.00%	\$7,512.56	\$7,512.56	\$0.00
K. Continue to Oversee IBTC (6.0 Months) from July 1, 2013 to December 1, 2013					
1. Assist HCRMA E.D. to Modify RFP and Procure Engineering Services (Including Contract Negotiations for Main Contract and WA No. 1) for each Project Assumes (2 Projects)	\$ 29,862.78	100.00%	\$29,862.78	\$29,862.78	\$0.00
2. Assist HCRMA E.D. to Develop RFQ, Procure Surveyors for Right of Way mapping (Including Contract Negotiations for Main Contract and WA No. 1 assumes 3 Surveyors (Assist by Aranda & Associates))	\$ 12,163.78	100.00%	\$12,163.78	\$12,163.78	\$0.00
3. Assist HCRMA E.D. to Develop RFQ, Procure Geotechnical Consultant for Geotechnical work for all of IBTC assume one project	\$ 4,027.18	100.00%	\$4,027.18	\$4,027.18	\$0.00
4. Continue to Oversee Local Environmental Clearance (Assisted by Blanton - Lead) (6.0 Months)	\$ 50,790.94	100.00%	\$50,790.94	\$50,790.94	\$0.00

**MONTHLY PROGRESS PAYMENT INVOICE - DANNENBAUM ENGINEERING CORPORATION
FOR CONSULTING ENGINEER'S SERVICES**

Work Order No. 6:
Supplemental Agreement No. 4 to WO 6 - Engineering Management/Partial Operations Implementation/Public Outreach
Replaced by Supplemental Agreement No. 6 to WO 6 - Engineering Management/Partial Operations Implementation/Public Outreach

Invoice Number: 465201/57/XV
Invoice Period: 07/01/2016 - 07/31/2016

DESCRIPTION OF WORK TASK	COST PER TASK	PERCENT COMPLETE TO DATE	AMOUNT EARNED TO DATE	PREVIOUSLY BILLED	CURRENT BILLING
K. Continue to Oversee IBTC (6.0 Months) from July 1, 2013 to December 1, 2013 (continued)					
5. Oversee IBTC Drainage Studies (Nov. 1, 2013 to Dec. 31, 2013) (2.0 Months) (Delete Future WA)	\$ -	0.00%	\$0.00	\$0.00	\$0.00
6. Oversee Low Level Flight (Assisted by Aranda & Associates - Lead) (Including previous)	\$ -	0.00%	\$0.00	\$0.00	\$0.00
7. QA/QC Drainage Study (60%)	\$ -	0.00%	\$0.00	\$0.00	\$0.00
8. QA/QC Low Level Flight (Aranda) (Including previous)	\$ -	0.00%	\$0.00	\$0.00	\$0.00
9. Attend Meeting with USBWC (1) (Combined with SH 365) in El Paso	\$ -	0.00%	\$0.00	\$0.00	\$0.00
10. Attend Meeting with USACOE (1) (Combined with SH 365)	\$ -	0.00%	\$0.00	\$0.00	\$0.00
11. Attend Meeting with US Fish and Wildlife (1) (Delete Future WA)	\$ -	0.00%	\$0.00	\$0.00	\$0.00
L. Continue to Oversee SH 365 (Segment 1, 2 & 3) (Inc. SH 365 at GSA Anza/Idus Bridge)(6.0 Months) from July 1, 2013 to December 31, 2013					
1. Continue to Oversee Environmental Clearance By Atkins (EA) Includes Negotiating Limits to FM 1016 (Assisted by Blanton & Assoc. - Lead)	\$ 85,371.13	100.00%	\$85,371.13	\$85,371.13	\$0.00
2. Continue to Oversee Drainage Studies / Utilities / Pavement Design Produced By L&G Engineering / S&B Infrastructure including Segment No. 3. Also, (W.A. No. 1)	\$ 51,171.52	100.00%	\$51,171.52	\$51,171.52	\$0.00
3. Continue to QA/QC Drainage Study (90%)	\$ 12,937.22	100.00%	\$12,937.22	\$12,937.22	\$0.00
4. Attend Meeting With USBWC (1 Mtg. - El Paso) (Including IBTC)	\$ 5,544.34	100.00%	\$5,544.34	\$5,544.34	\$0.00
5. Attend Meeting With USACOE (1 Mtg. - HST)	\$ 5,544.34	100.00%	\$5,544.34	\$5,544.34	\$0.00
6. Attend Meeting With US Fish & Wildlife (1 Mtg. - RGVI) (Included in IBTC)	\$ -	0.00%	\$0.00	\$0.00	\$0.00
7. Attend Meeting With TXDOT Austin / FHWA (1 Mtg. - Austin)	\$ 4,694.28	100.00%	\$4,694.28	\$4,694.28	\$0.00
8. Continue to Oversee / Development of 4-Lane Schematic (L&G Engineering and S&B Infrastructure) (W.A. No. 1)	\$ 22,267.48	100.00%	\$22,267.48	\$22,267.48	\$0.00
9. QA/QC Schematic (100%)	\$ 29,264.82	100.00%	\$29,264.82	\$29,264.82	\$0.00
10. Prepare Decision Matrix for Environmental Consultant	\$ -	0.00%	\$0.00	\$0.00	\$0.00
11. Continue to Oversee Surveyors including Right of Entry Assistance for 100 Parcels (DOS Logistics / Quintanilla) (Assisted by Aranda and Associates - Lead)	\$ 3,968.78	100.00%	\$3,968.78	\$3,968.78	\$0.00
12. Hold / Lead Public Involvement Meeting (1 Additional Mtg.) Including Prepare Exhibits (Partial Deletion, Actual meeting in future WA)	\$ 3,840.39	100.00%	\$3,840.39	\$3,840.39	\$0.00
13. Negotiate/Prepare W.A. No. 2 with L&G & S&B for PS&E Development including monitoring PS&E Development from 9/1/13 to 12/31/13 (4 Months)	\$ 42,197.02	100.00%	\$42,197.02	\$42,197.02	\$0.00
14. Negotiate/Prepare W.A. No. 2 for DOS and Quintanilla for SH 365 (Assist by Aranda & Associates)	\$ 71,198.50	100.00%	\$71,198.50	\$71,198.50	\$0.00
15. Meet with Hunt Development (Mission - 2 Mtgs) (2 hrs / Mtg)(Inc. Prep Time)	\$ 7,139.82	100.00%	\$7,139.82	\$7,139.82	\$0.00
16. Assist HDR in Developing TIFIA Application (NOT in this supplemental)	\$ -	0.00%	\$0.00	\$0.00	\$0.00
M. Continue to Oversee SH 365 Segment No. 4 (US 281 / Military) (6.0 Months) from July 1, 2013 to December 1, 2013					
1. Oversee Environmental Clearance by Atkins (Included in Item L.)	\$ -	0.00%	\$0.00	\$0.00	\$0.00
2. Oversee Engineer in Development of Drainage / Utilities / Schematic / Survey / Warrant Studies / Illumination Studies (6.0 Months)	\$ 59,802.88	100.00%	\$59,802.88	\$59,802.88	\$0.00
3. Negotiate / Prepare WA No. 3 for TEDSI for Preparation of PS&E and Monitor PS&E for 1/1/13 to 12/31/13 (2.0 Months)	\$ 24,628.72	100.00%	\$24,628.72	\$24,628.72	\$0.00
4. Continue to Meet With City of Pharr Including Development of Exhibits to Analyze SH 365 (Segment No. 4) (US 281 / I Road / San Juan Area) (2 Mtgs)	\$ 6,480.28	100.00%	\$6,480.28	\$6,480.28	\$0.00

**MONTHLY PROGRESS PAYMENT INVOICE - DANNENBAUM ENGINEERING CORPORATION
FOR CONSULTING ENGINEER'S SERVICES**

Work Order No. 6: Supplemental Agreement No. 4 to WO 6 - Engineering Management/Partial Operations Implementation/Public Outreach
Replaced by Supplemental Agreement No. 6 to WO 6 - Engineering Management/Partial Operations Implementation/Public Outreach

Invoice Number: 46520157/XV
Invoice Period: 07/01/2016 - 07/31/2016

DESCRIPTION OF WORK TASK	COST PER TASK	PERCENT COMPLETE TO DATE	AMOUNT EARNED TO DATE	PREVIOUSLY BILLED	CURRENT BILLING
N. Implementation of GIS Tools					
User Requirements					
1. Conduct Stakeholder and Program Management Team GIS user requirements meeting	\$ 3,716.08	100.00%	\$3,716.08	\$3,716.08	\$0.00
2. Develop GIS user requirements documentation and implementation plan	\$ 4,323.28	100.00%	\$4,323.28	\$4,323.28	\$0.00
3. Present user requirements and implementation plan to Stakeholders and Program Management Team	\$ 621.23	100.00%	\$621.23	\$621.23	\$0.00
Database					
1. Design, load and integrate HCRMA specific GIS data into an ArcGIS Server / SQL Server central database with ProjectWise documents	\$ 31,428.96	100.00%	\$31,428.96	\$31,428.96	\$0.00
2. QA/QC existing and HCRMA specific GIS database for compliance with Requirements	\$ 4,176.43	100.00%	\$4,176.43	\$4,176.43	\$0.00
1. Develop GIS roadway information management tools on Dannenbaum's application development server	\$ 12,629.60	100.00%	\$12,629.60	\$12,629.60	\$0.00
2. Integrate document access through ArcGIS Server website application to documents being managed through ProjectWise					
3. QA/QC / unit testing of the GIS roadway information management tools	\$ 3,788.88	100.00%	\$3,788.88	\$3,788.88	\$0.00
4. Migrate GIS roadway information management tools from Dannenbaum's application development server to Dannenbaum's production ArcGIS Server hosting environment	\$ 8,913.68	100.00%	\$8,913.68	\$8,913.68	\$0.00
5. Develop GIS roadway information management tools user manual documentation and conduct user training	\$ 1,569.60	100.00%	\$1,569.60	\$1,569.60	\$0.00
ROW Acquisition Tools					
1. Develop ROW acquisition tools on Dannenbaum's application development server	\$ 3,088.30	100.00%	\$3,088.30	\$3,088.30	\$0.00
2. QA/QC / unit testing of the ROW acquisition tools	\$ 3,788.88	100.00%	\$3,788.88	\$3,788.88	\$0.00
3. Migrate ROW acquisition tools from Dannenbaum's application development server to Dannenbaum's production ArcGIS server hosting environment	\$ 2,543.01	100.00%	\$2,543.01	\$2,543.01	\$0.00
4. Develop ROW acquisition tools user manual documentation and conduct user training	\$ 1,569.60	100.00%	\$1,569.60	\$1,569.60	\$0.00
Utility Adjustment Tools					
1. Develop utility adjustment tools on Dannenbaum's application development server	\$ 2,773.71	100.00%	\$2,773.71	\$2,773.71	\$0.00
2. QA/QC / unit testing of the utility adjustment tools	\$ 18,944.40	100.00%	\$18,944.40	\$18,944.40	\$0.00
3. Migrate utility adjustment tools from Dannenbaum's application development server to Dannenbaum's production ArcGIS server hosting environment	\$ 9,228.27	100.00%	\$9,228.27	\$9,228.27	\$0.00
4. Develop utility adjustment tools user manual documentation and conduct user training	\$ 1,569.60	100.00%	\$1,569.60	\$1,569.60	\$0.00
Helpdesk					
1. Tech Support	\$ 5,993.12	100.00%	\$5,993.12	\$5,993.12	\$0.00
Data Maintenance					
1. Perform database updates and maintenance to keep information current	\$ 46,268.40	100.00%	\$46,268.40	\$46,268.40	\$0.00
O. Implementation of Project Wise					
1. PMC Training (x1 brownbag session via Web)	\$ 503.98	100.00%	\$503.98	\$503.98	\$0.00
2. On-going Support (6 months)	\$ 4,736.16	100.00%	\$4,736.16	\$4,736.16	\$0.00
3. Project Wise End User Training (x4 brown bag training sessions via Web to teach ANY End user how to manage documents in a Project Wise document controlled environment)	\$ 3,242.48	100.00%	\$3,242.48	\$3,242.48	\$0.00
4. Develop HCRMA Project Wise and GIS data management business process documentation	\$ 5,246.28	100.00%	\$5,246.28	\$5,246.28	\$0.00

**MONTHLY PROGRESS PAYMENT INVOICE - DANNENBAUM ENGINEERING CORPORATION
FOR CONSULTING ENGINEER'S SERVICES**

Work Order No. 6: Supplemental Agreement No. 4 to WO 6 - Engineering Management/Partial Operations Implementation/Public Outreach
Replaced by Supplemental Agreement No. 6 to WO 6 - Engineering Management/Partial Operations Implementation/Public Outreach

Invoice Number: 465201/57/XV
Invoice Period: 07/01/2016 - 07/31/2016

DESCRIPTION OF WORK TASK	COST PER TASK	PERCENT COMPLETE TO DATE	AMOUNT EARNED TO DATE	PREVIOUSLY BILLED	CURRENT BILLING
P. Negotiate Oversee Toll Integrator (Consultants) from July 1, 2013 to December 31, 2013					
1. Finalize Previous Selection / Negotiate / Prepare Contract and WA No. 1 to Develop Overall Toll Strategy for Loop with HDR Assistance	\$ 2,653.83	100.00%	\$2,653.83	\$2,653.83	\$0.00
2. Negotiate / Prepare WA No. 2 to Prepare Preliminary Engineering for SH 365 Toll Integrator with HDR Assistance (Next WA)	\$ -	0.00%	\$0.00	\$0.00	\$0.00
3. Oversee / Manage WA No. 1 - Toll Integrator (Consultants) (Overall Toll Strategy for Loop) (3 Months)	\$ -	0.00%	\$0.00	\$0.00	\$0.00
4. Oversee / Manage WA No. 2 - Toll Integrator (Consultants) (Preliminary Engineering for SH 365 (Next WA)	\$ -	0.00%	\$0.00	\$0.00	\$0.00
Q. Develop / Procure / Negotiate Services for various Consultants to be used on SH 365 and IBTC					
1. Assist E.D. to Develop RFP, Procurement Services and Negotiate Contracts for appraisal consultants for both SH 365 and IBTC (Develop Post-Assume three (3) Appraisals)	\$ 5,933.78	100.00%	\$5,933.78	\$5,933.78	\$0.00
2. Assist E.D. to Develop RFP, Procurement Services and Negotiate Contracts for title company consultants for both SH 365 and IBTC (Develop Post-Assume three (3) consultants)	\$ 5,933.78	100.00%	\$5,933.78	\$5,933.78	\$0.00
3. Assist E.D. to Develop RFP, Procurement Services and Negotiate Contracts for Right-of-Way Agents for both SH 365 and IBTC (Develop Post-Assume three (3) Agents)	\$ 5,933.78	100.00%	\$5,933.78	\$5,933.78	\$0.00
R. Value Engineering - IBTC					
Pre- and Post-Workshop					
1. Project Management	\$ 3,714.78	100.00%	\$3,714.78	\$3,714.78	\$0.00
2. Pre-Workshop Planning, information review, draft functional analysis	\$ 6,481.36	100.00%	\$6,481.36	\$6,481.36	\$0.00
3. Prepare Draft VE report, circulate for comment, finalize VE report	\$ 18,642.52	100.00%	\$18,642.52	\$18,642.52	\$0.00
Value Engineering Working (Mon-Fri) (IBTC)					
1. Travel time allowance (IBTC)	\$ 16,378.40	100.00%	\$16,378.40	\$16,378.40	\$0.00
2. VE Workshop (IBTC)	\$ 86,113.44	100.00%	\$86,113.44	\$86,113.44	\$0.00
R. Additional Tasks Required from September 1, 2013 to December 31, 2013					
1. Additional field effort based on TxDOT Pharr District Comment to Draft EA	\$ 12,930.43	100.00%	\$12,930.43	\$12,930.43	\$0.00
2. ETT Sharyland Utility / AEP Transmission Project	\$ 55,061.80	100.00%	\$55,061.80	\$55,061.80	\$0.00
3. VRF Bond sale documentation	\$ 16,650.45	100.00%	\$16,650.45	\$16,650.45	\$0.00
DIRECT EXPENSES					
Lodging / Hotel (\$100.00 / DAY)	\$ 3,370.00	100.00%	\$3,370.00	\$3,370.00	\$0.00
Meals (\$30.00 / DAY)	\$ 1,320.00	100.00%	\$1,320.00	\$1,320.00	\$0.00
Rental Car	\$ 1,860.00	100.00%	\$1,860.00	\$1,860.00	\$0.00
Air Travel	\$ 10,400.00	100.00%	\$10,400.00	\$10,400.00	\$0.00
Parking	\$ 426.00	100.00%	\$426.00	\$426.00	\$0.00
Mileage	\$ 215.00	100.00%	\$215.00	\$215.00	\$0.00
Overnight Mail - letter size	\$ 2,250.00	100.00%	\$2,250.00	\$2,250.00	\$0.00
Courier Services	\$ 2,600.00	100.00%	\$2,600.00	\$2,600.00	\$0.00
Photocopies B/W (8.5 X 11)	\$ 2,120.00	100.00%	\$2,120.00	\$2,120.00	\$0.00
Photocopies B/W (11 X 17)	\$ 1,088.30	100.00%	\$1,088.30	\$1,088.30	\$0.00
Photocopies Color (8.5 X 11)	\$ 590.00	100.00%	\$590.00	\$590.00	\$0.00
Photocopies Color (11 X 17)	\$ 2,000.00	100.00%	\$2,000.00	\$2,000.00	\$0.00
Color Graphics on Foam Board	\$ 1,860.00	100.00%	\$1,860.00	\$1,860.00	\$0.00
Newspaper Advertisement	\$ -	0.00%	\$0.00	\$0.00	\$0.00

**MONTHLY PROGRESS PAYMENT INVOICE - DANNENBAUM ENGINEERING CORPORATION
FOR CONSULTING ENGINEER'S SERVICES**

Work Order No. 6: Supplemental Agreement No. 4 to WO 6 - Engineering Management/Partial Operations Implementation/Public Outreach
 Replaced by Supplemental Agreement No. 6 to WO 6 - Engineering Management/Partial Operations Implementation/Public Outreach

Invoice Number: 46520157/XV
 Invoice Period: 07/01/2016 - 07/31/2016

DESCRIPTION OF WORK TASK	COST PER TASK	PERCENT COMPLETE TO DATE	AMOUNT EARNED TO DATE	PREVIOUSLY BILLED	CURRENT BILLING
DIRECT EXPENSES (Continued)					
Court Reporter (Public Hearings & Transcription)	\$ -	0.00%	\$0.00	\$0.00	\$0.00
Translator (English to Spanish or Sign Language)	\$ -	0.00%	\$0.00	\$0.00	\$0.00
Public Involvement Facility Rental	\$ -	0.00%	\$0.00	\$0.00	\$0.00
Public Outreach Liaison (6 Months - July - December, 2013)	\$ 90,000.00	100.00%	\$90,000.00	\$90,000.00	\$0.00
Accounting Support Services	\$ 10,000.00	100.00%	\$10,000.00	\$10,000.00	\$0.00
IT / Support Services (includes time on Project Wise Implementation / Data Organization @ 60 hrs)	\$ 12,800.00	100.00%	\$12,800.00	\$12,800.00	\$0.00
Bing Maps Annual Subscription Fee	\$ 5,000.00	100.00%	\$5,000.00	\$5,000.00	\$0.00
Management Support Services	\$ 48,000.00	100.00%	\$48,000.00	\$48,000.00	\$0.00
Community Action Support	\$ 54,000.00	100.00%	\$54,000.00	\$54,000.00	\$0.00
Totals	\$ 1,437,465.41		\$ 1,437,465.41	\$ 1,437,465.41	\$ -

Amount Due This Invoice

\$ -

**MONTHLY PROGRESS PAYMENT INVOICE - DANNENBAUM ENGINEERING CORPORATION
FOR CONSULTING ENGINEER'S SERVICES**

Work Order No. 6: Supplemental Agreements No. 5 & No. 7 to WO 6 - SUE Services - SH 365 Invoice Number: 465201/57/XV Invoice Period: 07/01/2016 - 07/31/2016

DESCRIPTION OF WORK TASK	COST PER TASK	PERCENT COMPLETE TO DATE	AMOUNT EARNED TO DATE	PREVIOUSLY BILLED	CURRENT BILLING
Oversight of Utility Exposures and Potholing for SH 365 from FM 1016/Conway Ave. to US 281/Military Highway (not including from 0.45 miles East of Spur 600 to FM 2557/Stewart Rd. along US 281/Military Highway)					
1. Coordination with SUE Provider, Utility Companies and Surveyors	\$ 1,678.91	100.00%	\$1,678.91	\$1,678.91	\$0.00
2. Review of Utility Exposure and Potholing Data	\$ 7,925.92	100.00%	\$7,925.92	\$7,925.92	\$0.00
Compensable Utility Exposures	\$ 56,950.00	100.00%	\$56,950.00	\$56,950.00	\$0.00
Utility Locating Services	\$ 2,700.00	100.00%	\$2,700.00	\$2,700.00	\$0.00
Mobilization/Demobilization	\$ 3,740.00	100.00%	\$3,740.00	\$3,740.00	\$0.00
Reimbursables (Traffic Control & Per Diem)					
Non-Compensable Utility Exposures (Permitted)	\$ 38,700.00	100.00%	\$38,700.00	\$38,700.00	\$0.00
Utility Locating Services	\$ 2,700.00	100.00%	\$2,700.00	\$2,700.00	\$0.00
Mobilization/Demobilization	\$ 2,660.00	100.00%	\$2,660.00	\$2,660.00	\$0.00
Reimbursables (Traffic Control & Per Diem)					
Subtotal - SA #5	\$ 117,054.83		\$ 117,054.83	\$ 117,054.83	\$ -
Compensable Utility Exposures - SA #7 - Additional 27 Exposures					
Utility Locating Services	\$ 46,580.00	100.00%	\$46,580.00	\$46,580.00	\$0.00
Mobilization/Demobilization	\$ 2,700.00	100.00%	\$2,700.00	\$2,700.00	\$0.00
Reimbursables (Traffic Control & Per Diem)	\$ 4,970.00	100.00%	\$4,970.00	\$4,970.00	\$0.00
Non-Compensable Utility Exposures (Permitted) - SA #7 - Additional 27 Exposures					
Utility Locating Services	\$ 9,430.00	100.00%	\$9,430.00	\$9,430.00	\$0.00
Mobilization/Demobilization	\$ 1,310.00	100.00%	\$1,310.00	\$1,310.00	\$0.00
Reimbursables (Traffic Control & Per Diem)					
Subtotal - SA #7	\$ 64,990.00		\$ 64,990.00	\$ 64,990.00	\$ -
Totals	\$ 182,044.83		\$ 182,044.83	\$ 182,044.83	\$ -

Amount Due This Invoice

\$ -

**MONTHLY PROGRESS PAYMENT INVOICE - DANNENBAUM ENGINEERING CORPORATION
FOR CONSULTING ENGINEER'S SERVICES**

August 4, 2016

Pilar Rodriguez, P.E. - Executive Director
Hidalgo County Regional Mobility Authority
510 South Pleasantview Drive
Weslaco, Texas 78596

Work Order No. 8 including SWA #1 to WO #8:
Systemwide Management & Project Management Tasks

Invoice Number: 465201/57/XV
Invoice Period: 07/01/2016 - 07/31/2016

TASK CODE	DESCRIPTION OF WORK TASK	TOTAL COST	PERCENT COMPLETE TO DATE	AMOUNT EARNED TO DATE	PREVIOUSLY BILLED	CURRENT BILLING
1	SYSTEMWIDE MANAGEMENT Systemwide General Administrative Support Cost and Scheduling Controls Coordination with TxDOT Staff (All Projects) HCMPO Coordination Meetings with Stakeholders (All Projects) Public Outreach Offsite Drainage Coordination Overweight / Oversize (OW/OS) Corridor Implementation	\$27,250.00	100.00%	\$27,250.00	\$27,250.00	\$0.00
2		\$17,500.00	100.00%	\$17,500.00	\$17,500.00	\$0.00
3		\$14,000.00	100.00%	\$14,000.00	\$14,000.00	\$0.00
4		\$2,000.00	100.00%	\$2,000.00	\$2,000.00	\$0.00
5		\$32,000.00	100.00%	\$32,000.00	\$32,000.00	\$0.00
6		\$8,000.00	100.00%	\$8,000.00	\$8,000.00	\$0.00
7		\$34,970.00	100.00%	\$34,970.00	\$34,970.00	\$0.00
8		\$24,600.00	100.00%	\$24,600.00	\$24,600.00	\$0.00
A	PROJECT MANAGEMENT Project Management SH 365 (Segment 1: from US 281 to McCoil Rd; Segment 2: from McCoil Rd to FM 396; Segment 3: Along US 281 to BSIF; and Segment 4: FM 396 to FM 1016) Manage Federal Environmental Document efforts leading to FONSI (1 consultant @ 6 months)(Segments 1 through 4)(Assisted by Blanton and Associates) Manage ROW Strip Map and parcel plats (Segment 1: 0031 QHA @ 6 months) Manage ROW Strip Map and parcel plats (Segments 2 & 4: 0032 & 0034 DLS @ 6 months) Manage ROW Strip Map and parcel plats (Segment 3: 0033 TEDSI @ 3 months) Coordinate submittal and processing of final schematic (All Segments) Manage PS&E (Segment 1: 0031 S&B @ 6 months) Manage PS&E (Segments 2 & 4: 0032 & 0034 L&G @ 6 months) Manage PS&E (Segment 3: 0033 TEDSI @ 6 months) Coordinate ROW Acquisition (Segments 1, 2, and 3) Coordinate Utility Relocations (Segments 1, 2, 3, and 4)	\$51,000.00	100.00%	\$51,000.00	\$51,000.00	\$0.00
B		\$28,800.00	100.00%	\$28,800.00	\$28,800.00	\$0.00
C		\$28,800.00	100.00%	\$28,800.00	\$28,800.00	\$0.00
D		\$24,000.00	100.00%	\$24,000.00	\$24,000.00	\$0.00
E		\$9,600.00	100.00%	\$9,600.00	\$9,600.00	\$0.00
F		\$4,800.00	100.00%	\$4,800.00	\$4,800.00	\$0.00
G		\$4,800.00	100.00%	\$4,800.00	\$4,800.00	\$0.00
H		\$3,200.00	100.00%	\$3,200.00	\$3,200.00	\$0.00
I		\$13,600.00	100.00%	\$13,600.00	\$13,600.00	\$0.00
J		\$6,560.00	100.00%	\$6,560.00	\$6,560.00	\$0.00
A	Project Management IBTC (Segment 1: Interchange with SH 365 to Floodway Bridge; Segment 2: Floodway Bridge to Valley View Interchange to I-2; Segment 3: Valley View Interchange to FM 493) Manage Federal Environmental Document efforts leading to FONSI (1 consultant @ 6 months)(Segments 1 through 3)(Assisted by Blanton and Associates) Direct Expenses	\$64,000.00	100.00%	\$64,000.00	\$64,000.00	\$0.00
ODC		\$60,520.00	100.00%	\$60,520.00	\$60,520.00	\$0.00
	TOTALS	\$460,000.00	100.00%	\$460,000.00	\$460,000.00	\$0.00

TOTAL DUE WORK ORDER NO. 8:

\$0.00

**MONTHLY PROGRESS PAYMENT INVOICE - DANNENBAUM ENGINEERING CORPORATION
FOR CONSULTING ENGINEER'S SERVICES**

Work Order No. 8 including SWA #1 to WO #8:
Systemwide Management & Project Management Tasks

Invoice Number: 465201/57/XV
Invoice Period: 07/01/2016 - 07/31/2016

DESCRIPTION OF WORK TASK	COST PER TASK	PERCENT COMPLETE TO DATE	AMOUNT EARNED TO DATE	PREVIOUSLY BILLED	CURRENT BILLING
SYSTEMWIDE MANAGEMENT					
1. Systemwide General Administrative Support (including coordination with HCRMA Executive Director's Office)					
A. Briefings on consultant activity, stakeholder coordination, and general RMA business matters	\$ 2,250.00	100.00%	\$2,250.00	\$2,250.00	\$0.00
B. Briefings on ideas to mitigate risks or issues that arise during plan design, ROW acquisition, and utility relocations	\$ 2,250.00	100.00%	\$2,250.00	\$2,250.00	\$0.00
C. Support for consultant invoice reviews (monthly) (6 Engineers; 5 Surveyors; 1 Environmental)					
1. SH 365 - Environmental (0020 Atkins)	\$ 1,325.00	100.00%	\$1,325.00	\$1,325.00	\$0.00
2. SH 365 - Survey (0031 QHA)	\$ 1,325.00	100.00%	\$1,325.00	\$1,325.00	\$0.00
3. SH 365 - Survey (0032/0034 DLS)	\$ 1,325.00	100.00%	\$1,325.00	\$1,325.00	\$0.00
4. SH 365 - Survey (0033 TEDSI)	\$ 1,325.00	100.00%	\$1,325.00	\$1,325.00	\$0.00
5. SH 365 - Engineering (0031 S&B)	\$ 2,500.00	100.00%	\$2,500.00	\$2,500.00	\$0.00
6. SH 365 - Engineering (0032/0034 L&G)	\$ 2,500.00	100.00%	\$2,500.00	\$2,500.00	\$0.00
7. SH 365 - Engineering (0033 TEDSI)	\$ 2,500.00	100.00%	\$2,500.00	\$2,500.00	\$0.00
D. Support for Board packet preparation (planning, finance, and full Board) (monthly)	\$ 3,600.00	100.00%	\$3,600.00	\$3,600.00	\$0.00
E. Support for contract management (create contracts, work authorizations, and supplemental agreements)	\$ 3,600.00	100.00%	\$3,600.00	\$3,600.00	\$0.00
F. Technical review of legal documents.	\$ 2,750.00	100.00%	\$2,750.00	\$2,750.00	\$0.00
2. Cost and Scheduling Controls					
A. Maintain document control efforts to record all HCRMA files (via ProjectWise) (weekly)	\$ 4,350.00	100.00%	\$4,350.00	\$4,350.00	\$0.00
B. Keep cost accounting up to date (input cost data)	\$ 4,350.00	100.00%	\$4,350.00	\$4,350.00	\$0.00
C. Develop monthly operating cashflows	\$ 2,800.00	100.00%	\$2,800.00	\$2,800.00	\$0.00
D. Update of Project Development Strategic Plan for construction cost updates, scheduling updates, revenue sources updates, etc.	\$ 2,800.00	100.00%	\$2,800.00	\$2,800.00	\$0.00
E. Provide updated cashflows to financial advisor	\$ 1,600.00	100.00%	\$1,600.00	\$1,600.00	\$0.00
F. Review financial plan update results with HCRMA staff	\$ 1,600.00	100.00%	\$1,600.00	\$1,600.00	\$0.00
3. Coordination with TxDOT Staff (All Projects)	\$ 14,000.00	100.00%	\$14,000.00	\$14,000.00	\$0.00
4. HCMPO Coordination	\$ 2,000.00	100.00%	\$2,000.00	\$2,000.00	\$0.00
5. Meetings with stakeholders (All Projects)					
A. HCRMA	\$ 6,000.00	100.00%	\$6,000.00	\$6,000.00	\$0.00
B. State	\$ 9,500.00	100.00%	\$9,500.00	\$9,500.00	\$0.00
C. Hidalgo County	\$ 8,500.00	100.00%	\$8,500.00	\$8,500.00	\$0.00
D. Municipalities	\$ 8,000.00	100.00%	\$8,000.00	\$8,000.00	\$0.00
6. Public Outreach	\$ 8,000.00	100.00%	\$8,000.00	\$8,000.00	\$0.00
7. Offsite Drainage Coordination					
A. Implement conditions of the Inter Local Agreement	\$ 5,345.00	100.00%	\$5,345.00	\$5,345.00	\$0.00
B. Coordinate outfall locations	\$ 10,125.00	100.00%	\$10,125.00	\$10,125.00	\$0.00
C. Participate in review for reimbursement agreements and verify scope of work and cost estimates for each outfall project to be funded by HCRMA local funding	\$ 19,500.00	100.00%	\$19,500.00	\$19,500.00	\$0.00

**MONTHLY PROGRESS PAYMENT INVOICE - DANNENBAUM ENGINEERING CORPORATION
FOR CONSULTING ENGINEER'S SERVICES**

Work Order No. 8 including SWA #1 to WO #8:
Systemwide Management & Project Management Tasks

Invoice Number: 46520157/XV
Invoice Period: 07/01/2016 - 07/31/2016

DESCRIPTION OF WORK TASK	COST PER TASK	PERCENT COMPLETE TO DATE	AMOUNT EARNED TO DATE	PREVIOUSLY BILLED	CURRENT BILLING
8. Overweight / Oversize (OW/OS) Corridor Implementation	\$ 3,600.00	100.00%	\$3,600.00	\$3,600.00	\$0.00
A. Assist in online permitting implementation					
B. Attend meetings with OW/OS Corridor Stakeholders	\$ 3,000.00	100.00%	\$3,000.00	\$3,000.00	\$0.00
1. City of Pharr International Bridge Staff (3 Mths. @ 2 hrs. / mtg.)	\$ 2,500.00	100.00%	\$2,500.00	\$2,500.00	\$0.00
2. DPS Regional Office (2 Mths. @ 2 hrs. / mtg.)	\$ 2,500.00	100.00%	\$2,500.00	\$2,500.00	\$0.00
3. TxDOT Pharr District (2 Mths. @ 2 hrs. / Mtg.)	\$ 2,500.00	100.00%	\$2,500.00	\$2,500.00	\$0.00
4. City of McAllen International Bridge Staff (2 Mths. @ 2 hrs. / Mtg.)	\$ 2,500.00	100.00%	\$2,500.00	\$2,500.00	\$0.00
5. Industry Associations in Mexico (2 Mths. @ 2 hrs. / Mtg.)	\$ 2,500.00	100.00%	\$2,500.00	\$2,500.00	\$0.00
6. Industry Associations in the U.S. (2 Mths. @ 2 hrs. / Mtg.)	\$ 2,500.00	100.00%	\$2,500.00	\$2,500.00	\$0.00
C. Manage communications between certified scales and permitting office	\$ 5,500.00	100.00%	\$5,500.00	\$5,500.00	\$0.00
PROJECT MANAGEMENT					
1. Project Management SH 365 (Segment 1: from US 281 to McColi Rd; Segment 2: from McColi Rd to FM 396; Segment 3: Along US 281 to BSIF; and Segment 4: FM 396 to FM 1016)					
A. Manage Federal Environmental Document efforts leading to FONSI (1 consultant @ 6 months)(Segments 1 through 4)(Assisted by Blanton and Associates)	\$ 18,000.00	100.00%	\$18,000.00	\$18,000.00	\$0.00
1. Review draft documents	\$ 18,000.00	100.00%	\$18,000.00	\$18,000.00	\$0.00
2. Respond to RPT's to complete environmental documents	\$ 15,000.00	100.00%	\$15,000.00	\$15,000.00	\$0.00
3. Coordination with TxDOT Pharr District and Austin ENV					
B. Manage ROW Strip Map and parcel plats (Segment 1: 0031 QHA @ 6 months)	\$ 14,400.00	100.00%	\$14,400.00	\$14,400.00	\$0.00
1. Final Review of Strip Map (Assisted by Aranda and Associates)	\$ 14,400.00	100.00%	\$14,400.00	\$14,400.00	\$0.00
2. Manage Preparation of Parcel Maps (Assisted by Aranda and Associates)					
C. Manage ROW Strip Map and parcel plats (Segments 2 & 4: 0032 & 0034 DLS @ 6 months)	\$ 14,400.00	100.00%	\$14,400.00	\$14,400.00	\$0.00
1. Final Review of Strip Map (Assisted by Aranda and Associates)	\$ 14,400.00	100.00%	\$14,400.00	\$14,400.00	\$0.00
2. Manage Preparation of Parcel Maps (Assisted by Aranda and Associates)					
D. Manage ROW Strip Map and parcel plats (Segment 3: 0033 TEDSI @ 3 months)	\$ 12,000.00	100.00%	\$12,000.00	\$12,000.00	\$0.00
1. Final Review of Strip Map (Assisted by Aranda and Associates)	\$ 12,000.00	100.00%	\$12,000.00	\$12,000.00	\$0.00
2. Manage Preparation of Parcel Maps (Assisted by Aranda and Associates)					
E. Coordinate submittal and processing of final schematic (All Segments)	\$ 9,600.00	100.00%	\$9,600.00	\$9,600.00	\$0.00
1. To TxDOT - Austin for approval					
F. Manage PS&E (Segment 1: 0031 S&B @ 6 months)	\$ 4,800.00	100.00%	\$4,800.00	\$4,800.00	\$0.00
1. Coordination meetings with project managers					
G. Manage PS&E (Segments 2 & 4: 0032 & 0034 L&G @ 6 months)	\$ 4,800.00	100.00%	\$4,800.00	\$4,800.00	\$0.00
1. Coordination meetings with project managers					
H. Manage PS&E (Segment 3: 0033 TEDSI @ 6 months)	\$ 3,200.00	100.00%	\$3,200.00	\$3,200.00	\$0.00
1. Coordination meetings with project managers					

**MONTHLY PROGRESS PAYMENT INVOICE - DANNENBAUM ENGINEERING CORPORATION
FOR CONSULTING ENGINEER'S SERVICES**

Work Order No. 8 including SWA #1 to WO #8:
Systemwide Management & Project Management Tasks

Invoice Number: 46520157/XV
Invoice Period: 07/01/2016 - 07/31/2016

DESCRIPTION OF WORK TASK	COST PER TASK	PERCENT COMPLETE TO DATE	AMOUNT EARNED TO DATE	PREVIOUSLY BILLED	CURRENT BILLING
I. Coordinate ROW Acquisition (Segments 1, 2, and 3)					
1. Coordinate data input into web-based interface server	\$ 4,800.00	100.00%	\$4,800.00	\$4,800.00	\$0.00
2. Coordinate with HCMA Legal Team Title Reports, Appraisals on ROW acquisition	\$ 5,200.00	100.00%	\$5,200.00	\$5,200.00	\$0.00
3. Coordinate with ROW - Agent Title Reports, Appraisals on ROW acquisition	\$ 3,600.00	100.00%	\$3,600.00	\$3,600.00	\$0.00
J. Coordinate Utility Relocations (Segments 1, 2, 3, and 4)					
1. Manage Subsurface utility exposures SUE (RODS SUE as subconsultant to PMC)	\$ 6,560.00	100.00%	\$6,560.00	\$6,560.00	\$0.00
2. Project Management IBTC (Segment 1: Interchange with SH 365 to Floodway Bridge; Segment 2: Floodway Bridge to Valley View Interchange to I-2; Segment 3: Valley View Interchange to FM 493)					
A. Manage Federal Environmental Document efforts leading to FONSI (1 consultant @ 6 months)(Segments 1 through 3)(Assisted by Blanton and Associates)	\$ 23,500.00	100.00%	\$23,500.00	\$23,500.00	\$0.00
1. Review draft documents including development of classification letter	\$ 22,500.00	100.00%	\$22,500.00	\$22,500.00	\$0.00
2. Respond to RPI's to complete environmental documents	\$ 18,000.00	100.00%	\$18,000.00	\$18,000.00	\$0.00
3. Coordination with TxDOT Pharr District and Austin ENV including development of classification letter					
Direct Expenses	\$ 250.00	100.00%	\$250.00	\$250.00	\$0.00
Lodging / Hotel (\$100 / day)	\$ 100.00	100.00%	\$100.00	\$100.00	\$0.00
Meals (\$30 / day)	\$ 218.00	100.00%	\$218.00	\$218.00	\$0.00
Rental Car	\$ 62.00	100.00%	\$62.00	\$62.00	\$0.00
Parking	\$ 1,490.00	100.00%	\$1,490.00	\$1,490.00	\$0.00
Overnight Mail - letter size	\$ 2,000.00	100.00%	\$2,000.00	\$2,000.00	\$0.00
Courier Services	\$ 1,800.00	100.00%	\$1,800.00	\$1,800.00	\$0.00
Photocopies BW (8.5 x 11)	\$ 300.00	100.00%	\$300.00	\$300.00	\$0.00
Photocopies BW (11 x 17)	\$ 900.00	100.00%	\$900.00	\$900.00	\$0.00
Photocopies Color (8.5 x 11)	\$ 1,250.00	100.00%	\$1,250.00	\$1,250.00	\$0.00
Photocopies Color (11 x 17)	\$ 1,250.00	100.00%	\$1,250.00	\$1,250.00	\$0.00
Color Graphics on Foam Board	\$ 10,500.00	100.00%	\$10,500.00	\$10,500.00	\$0.00
Public Outreach Liaison	\$ 7,500.00	100.00%	\$7,500.00	\$7,500.00	\$0.00
Accounting Support Services	\$ 8,400.00	100.00%	\$8,400.00	\$8,400.00	\$0.00
IT / Support Services	\$ 24,500.00	100.00%	\$24,500.00	\$24,500.00	\$0.00
Community Action Support / Special Projects					
Totals	\$ 460,000.00		\$ 460,000.00	\$ 460,000.00	\$ -

Amount Due This Invoice

\$

**MONTHLY PROGRESS PAYMENT INVOICE - DANNENBAUM ENGINEERING CORPORATION
FOR CONSULTING ENGINEER'S SERVICES**

August 4, 2016

Pilar Rodriguez, P.E. - Executive Director
Hidalgo County Regional Mobility Authority
510 South Pleasantview Drive
Weslaco, Texas 78596

Work Order No. 9, Including Supplemental WOs #1 & #2 to WO #9
Systemwide Management & Project Management Tasks

Invoice Number: 465201/57/XV
Invoice Period: 07/01/2016 - 07/31/2016

TASK CODE	DESCRIPTION OF WORK TASK	TOTAL COST	PERCENT COMPLETE TO DATE	AMOUNT EARNED TO DATE	PREVIOUSLY BILLED	CURRENT BILLING
	<u>LUMP SUM PORTION (INCEPTION THROUGH 02/29/2016)</u>					
1	SH 365 (Segments 1 - 4)					
2	Program Management (including Design Management)	\$3,197,230.66	100.00%	\$3,197,230.66	\$3,197,230.66	\$0.00
	Construction Management	\$0.00	0.00%	\$0.00	\$0.00	\$0.00
	Subtotal SH 365	\$3,197,230.66		\$3,197,230.66	\$3,197,230.66	\$0.00
1	IBTC (Segments 1 - 3)					
2	Program Management (including Design Management)	\$2,073,646.88	100.00%	\$2,073,646.88	\$2,073,646.88	\$0.00
	Construction Management	\$0.00	0.00%	\$0.00	\$0.00	\$0.00
	Subtotal IBTC	\$2,073,646.88		\$2,073,646.88	\$2,073,646.88	\$0.00
	SUBTOTAL LUMP SUM PORTION	\$5,270,877.54	100.00%	\$5,270,877.54	\$5,270,877.54	\$0.00
	<u>SPECIFIED RATE PORTION (03/01/2016 THROUGH COMPLETION)</u>					
1	SH 365 (Segments 1 - 4)					
2	Program Management (including Design Management)	\$1,432,682.55	48.46%	\$694,268.25	\$514,601.01	\$179,667.24
	Construction Management	\$1,933,663.42	7.64%	\$147,733.94	\$110,455.24	\$37,278.70
	Subtotal SH 365	\$3,366,345.97		\$842,002.19	\$625,056.25	\$216,945.94
1	IBTC (Segments 1 - 3)					
2	Program Management (including Design Management)	\$1,311,740.31	7.21%	\$94,545.82	\$78,680.44	\$15,865.38
	Construction Management	\$391,817.78	0.00%	\$0.00	\$0.00	\$0.00
	Subtotal IBTC	\$1,703,558.09		\$94,545.82	\$78,680.44	\$15,865.38
	SUBTOTAL SPECIFIED RATE PORTION	\$5,069,904.06	18.47%	\$936,548.01	\$703,736.69	\$232,811.32
	GRAND TOTALS WORK ORDER NO. 9	\$10,340,781.60	60.03%	\$6,207,425.55	\$5,974,614.23	\$232,811.32

TOTAL DUE WORK ORDER NO. 9:

\$232,811.32

**MONTHLY PROGRESS PAYMENT INVOICE - DANNENBAUM ENGINEERING CORPORATION
FOR CONSULTING ENGINEER'S SERVICES**

Work Order No. 9, Including Supplemental WOs #1 & #2 to WO #9
Systemwide Management & Project Management Tasks
LUMP SUM PORTION - THROUGH 2/29/2016 SERVICES ONLY

Invoice Number: 465201/57/XV
Invoice Period: 07/01/2016 - 07/31/2016

DESCRIPTION OF WORK TASK	COST PER TASK	PERCENT COMPLETE TO DATE	AMOUNT EARNED TO DATE	PREVIOUSLY BILLED	CURRENT BILLING
SH 365 (Segments 1 - 4)					
1. Program Management (including Design Management)					
Dannenbaum Engineering Corporation	\$243,187.57	100.00%	\$243,187.57	\$243,187.57	\$0.00
Program Manager	\$340,583.16	100.00%	\$340,583.16	\$340,583.16	\$0.00
Deputy Project Manager	\$106,284.55	100.00%	\$106,284.55	\$106,284.55	\$0.00
QA/QC Officer	\$74,380.42	100.00%	\$74,380.42	\$74,380.42	\$0.00
Senior Engineer (V) - Civil (Review)	\$74,380.42	100.00%	\$74,380.42	\$74,380.42	\$0.00
Senior Engineer (V) - Bridge (Review)	\$32,541.43	100.00%	\$32,541.43	\$32,541.43	\$0.00
Senior Engineer (V) - Hydro (Review)	\$664,098.66	100.00%	\$664,098.66	\$664,098.66	\$0.00
Project Engineer IV - Project Coordination	\$178,482.39	100.00%	\$178,482.39	\$178,482.39	\$0.00
Senior Designer	\$258,228.00	100.00%	\$258,228.00	\$258,228.00	\$0.00
Civil Engineer III - Schedule / Project Controls	\$277,601.00	100.00%	\$277,601.00	\$277,601.00	\$0.00
Civil Engineer III - Utility Engineer	\$86,890.96	100.00%	\$86,890.96	\$86,890.96	\$0.00
Engineer I	\$130,882.00	100.00%	\$130,882.00	\$130,882.00	\$0.00
Administrative Assistant / Document Control	\$54,046.58	100.00%	\$54,046.58	\$54,046.58	\$0.00
Administrative Assistant	\$137,723.52	100.00%	\$137,723.52	\$137,723.52	\$0.00
Direct Expenses	\$115,000.00	100.00%	\$115,000.00	\$115,000.00	\$0.00
Public Outreach Liaison	\$92,040.00	100.00%	\$92,040.00	\$92,040.00	\$0.00
Management Support Services (OW Corridor / Toll Coordination / Utility Coordination)					
Aranda & Associates, Inc.	\$263,680.00	100.00%	\$263,680.00	\$263,680.00	\$0.00
Blanton & Associates, Inc.	\$67,200.00	100.00%	\$67,200.00	\$67,200.00	\$0.00
Unitech Consulting Engineers, Inc.	\$0.00	0.00%	\$0.00	\$0.00	\$0.00
Subtotal - Program Management (including Design Management)	\$3,197,230.66		\$3,197,230.66	\$ 3,197,230.66	\$ -
2. Construction Management					
Senior Construction Manager	\$0.00	0.00%	\$0.00	\$0.00	\$0.00
Construction Engineer (Civil)	\$0.00	0.00%	\$0.00	\$0.00	\$0.00
Construction Field Engineer - Scheduler / Project Controls	\$0.00	0.00%	\$0.00	\$0.00	\$0.00
Construction Field Engineer - Assistant Construction Engineer	\$0.00	0.00%	\$0.00	\$0.00	\$0.00
Administrative Assistant / Document Control	\$0.00	0.00%	\$0.00	\$0.00	\$0.00
Subtotal - Construction Management	\$0.00		\$ -	\$ -	\$ -
Subtotal SH 365 (Segments 1 - 4)	\$3,197,230.66		\$ 3,197,230.66	\$ 3,197,230.66	\$ -

**MONTHLY PROGRESS PAYMENT INVOICE - DANNENBAUM ENGINEERING CORPORATION
FOR CONSULTING ENGINEER'S SERVICES**

Work Order No. 9, Including Supplemental WOs #1 & #2 to WO #9
Systemwide Management & Project Management Tasks
LUMP SUM PORTION - THROUGH 2/29/2016 SERVICES ONLY

Invoice Number: 465201/57XV
Invoice Period: 07/01/2016 - 07/31/2016

DESCRIPTION OF WORK TASK	COST PER TASK	PERCENT COMPLETE TO DATE	AMOUNT EARNED TO DATE	PREVIOUSLY BILLED	CURRENT BILLING
IBTC (Segments 1 - 3)					
1. Program Management (including Design Management)					
Dannenbaum Engineering Corporation	\$94,754.51	100.00%	\$94,754.51	\$94,754.51	\$0.00
Deputy Project Manager	\$196,733.01	100.00%	\$196,733.01	\$196,733.01	\$0.00
QA/QC Officer	\$73,755.84	100.00%	\$73,755.84	\$73,755.84	\$0.00
Senior Engineer (V) - Civil (Review)	\$61,015.18	100.00%	\$61,015.18	\$61,015.18	\$0.00
Senior Engineer (V) - Bridge (Review)	\$60,574.96	100.00%	\$60,574.96	\$60,574.96	\$0.00
Senior Engineer (V) - Hydro (Review)	\$74,145.00	100.00%	\$74,145.00	\$74,145.00	\$0.00
Project Engineer IV - Project Coordination	\$197,165.96	100.00%	\$197,165.96	\$197,165.96	\$0.00
Senior Designer	\$137,329.30	100.00%	\$137,329.30	\$137,329.30	\$0.00
Civil Engineer III - Schedule / Project Controls	\$129,400.67	100.00%	\$129,400.67	\$129,400.67	\$0.00
Civil Engineer III - Utility Engineer	\$168,409.00	100.00%	\$168,409.00	\$168,409.00	\$0.00
Engineer I	\$114,789.66	100.00%	\$114,789.66	\$114,789.66	\$0.00
Administrative Assistant / Document Control	\$95,163.38	100.00%	\$95,163.38	\$95,163.38	\$0.00
Administrative Assistant	\$28,386.60	100.00%	\$28,386.60	\$28,386.60	\$0.00
Direct Expenses	\$115,823.81	100.00%	\$115,823.81	\$115,823.81	\$0.00
Public Outreach Liaison	\$115,000.00	100.00%	\$115,000.00	\$115,000.00	\$0.00
Management Support Services (QW Corridor / Toll Coordination / Utility Coordination)	\$87,360.00	100.00%	\$87,360.00	\$87,360.00	\$0.00
Aranda & Associates, Inc.	\$171,840.00	100.00%	\$171,840.00	\$171,840.00	\$0.00
Blanton & Associates, Inc.	\$152,000.00	100.00%	\$152,000.00	\$152,000.00	\$0.00
Unitech Consulting Engineers, Inc.	\$0.00	0.00%	\$0.00	\$0.00	\$0.00
Subtotal - Program Management (including Design Management)	\$2,073,646.88		\$ 2,073,646.88	\$ 2,073,646.88	\$ -
2. Construction Management					
Senior Construction Manager	\$0.00	0.00%	\$0.00	\$0.00	\$0.00
Construction Engineer (Civil)	\$0.00	0.00%	\$0.00	\$0.00	\$0.00
Construction Field Engineer - Scheduler / Project Controls	\$0.00	0.00%	\$0.00	\$0.00	\$0.00
Construction Field Engineer - Assistant Construction Engineer	\$0.00	0.00%	\$0.00	\$0.00	\$0.00
Administrative Assistant / Document Control	\$0.00	0.00%	\$0.00	\$0.00	\$0.00
Subtotal - Construction Management	\$0.00		\$ -	\$ -	\$ -
Subtotal IBTC (Segments 1 - 3)	\$2,073,646.88		\$ 2,073,646.88	\$ 2,073,646.88	\$ -
Totals - Lump Sum Portion Only	\$5,270,877.54		\$ 5,270,877.54	\$ 5,270,877.54	\$ -

Amount Due This Invoice

\$ -

**MONTHLY PROGRESS PAYMENT INVOICE - DANNENBAUM ENGINEERING CORPORATION
FOR CONSULTING ENGINEER'S SERVICES**

Work Order No. 9, Including Supplemental WOs #1 & #2 to WO #9
Systemwide Management & Project Management Tasks
SPECIFIED RATE PORTION - BEGINNING WITH 03/2016 SERVICES

Invoice Number 465201/57/XV
Invoice Period: 07/01/2016 - 07/31/2016

SH 365 (Segments 1 - 4)

Program Management (including Design Management)

Classification	Hours	Specified Rate	Amount
Program Manager	32.00	\$314.59	\$10,066.88
Deputy Project Manager	18.00	\$227.70	\$4,098.60
QA/QC Officer	88.25	\$292.49	\$25,812.24
Senior Engineer (V) - Civil Review	1.00	\$176.09	\$176.09
Senior Engineer (V) - Bridge Review	0.00	\$176.09	\$0.00
Senior Engineer (V) - Hydro Review	0.00	\$176.09	\$0.00
Project Engineer IV - Project Coordination	139.00	\$157.87	\$21,943.93
Senior Designer	796.75	\$97.15	\$77,404.26
Civil Engineer III - Scheduler / Project Controls	0.00	\$130.55	\$0.00
Civil Engineer III - Utility Engineer / Project Survey Support	36.00	\$130.55	\$4,699.80
Engineer I	137.00	\$97.15	\$13,309.55
Administrative Assistant / Document Control	68.50	\$60.72	\$4,159.32
Administrative Assistant / ENV Support	117.50	\$60.72	\$7,134.60
Pathfinder - Government Liaison			\$5,000.00
Direct Expenses			\$5,861.97
Subtotal Program Management (including Design Management)	1,434.00		\$179,667.24

SH 365 Program Management Budget: \$1,432,682.55
Billed to Date: \$694,268.25
Balance of SH 365 Program Management Budget: \$738,414.30

Construction Management

Classification	Hours	Specified Rate	Amount
Deputy Sr. Construction Manager	0.00	\$227.70	\$0.00
QA/QC Officer	0.00	\$292.49	\$0.00
Construction Engineer (Civil)	55.00	\$176.09	\$9,684.95
Construction Field Engineer - Scheduler / Project Controls	124.50	\$130.55	\$16,253.48
ENV Compliance Officer	11.00	\$130.55	\$1,436.05
Administrative Assistant / Document Control	93.50	\$60.72	\$5,677.32
Assistant Construction Engineer (EIT) / Document Control	43.50	\$97.17	\$4,226.90
Direct Expenses			\$0.00
Subtotal Construction Management	327.50		\$37,278.70

SH 365 Construction Management Budget: \$1,933,663.42
Billed to Date: \$147,733.94
Balance of SH 365 Construction Management Budget: \$1,785,929.48

**MONTHLY PROGRESS PAYMENT INVOICE - DANNENBAUM ENGINEERING CORPORATION
FOR CONSULTING ENGINEER'S SERVICES**

Work Order No. 9, Including Supplemental WOs #1 & #2 to WO #9
Systemwide Management & Project Management Tasks
SPECIFIED RATE PORTION - BEGINNING WITH 03/2016 SERVICES

Invoice Number 465201/57/XV
Invoice Period: 07/01/2016 - 07/31/2016

IBTC (Segments 1 - 3)

Program Management (including Design Management)

Classification	Hours	Specified Rate	Amount
Program Manager	0.00	\$314.59	\$0.00
Deputy Project Manager	6.00	\$227.70	\$1,366.20
QA/QC Officer	0.00	\$292.49	\$0.00
Senior Engineer (V) - Civil Review	0.00	\$176.09	\$0.00
Senior Engineer (V) - Bridge Review	0.00	\$176.09	\$0.00
Senior Engineer (V) - Hydro Review	15.00	\$176.09	\$2,641.35
Project Engineer IV - Project Coordination	18.00	\$157.87	\$2,841.66
Senior Designer	0.00	\$97.15	\$0.00
Civil Engineer III - Scheduler / Project Controls	0.00	\$130.55	\$0.00
Civil Engineer III - Utility Engineer / Project Survey Support	0.00	\$130.55	\$0.00
Engineer I	0.00	\$97.15	\$0.00
Administrative Assistant / Document Control	1.00	\$60.72	\$60.72
Administrative Assistant / ENV Support	46.50	\$60.72	\$2,823.48
Pathfinder - Government Liaison			\$5,000.00
Direct Expenses			\$1,131.97
Subtotal Program Management (including Design Management)	86.50		\$15,865.38

IBTC Program Management Budget: \$1,311,740.31
Billed to Date: \$94,545.82
Balance of IBTC Program Management Budget: \$1,217,194.49

Construction Management

Classification	Hours	Specified Rate	Amount
Deputy Sr. Construction Manager	0.00	\$227.70	\$0.00
QA/QC Officer	0.00	\$292.49	\$0.00
Construction Engineer (Civil)	0.00	\$176.09	\$0.00
Construction Field Engineer - Scheduler / Project Controls	0.00	\$130.55	\$0.00
ENV Compliance Officer	0.00	\$130.55	\$0.00
Administrative Assistant / Document Control	0.00	\$60.72	\$0.00
Assistant Construction Engineer (EIT) / Document Control	0.00	\$97.17	\$0.00
Direct Expenses			\$0.00
Subtotal Construction Management	0.00		\$0.00

IBTC Construction Management Budget: \$391,817.78
Billed to Date: \$0.00
Balance of IBTC Construction Management Budget: \$391,817.78

**MONTHLY PROGRESS PAYMENT INVOICE - DANNENBAUM ENGINEERING CORPORATION
FOR CONSULTING ENGINEER'S SERVICES**

August 4, 2016

Pilar Rodriguez, P.E. - Executive Director
Hidalgo County Regional Mobility Authority
510 South Pleasantview Drive
Weslaco, Texas 78596

Work Order No. 10:
IBTC ROW Strip Map Development - Aranda & Associates, Inc.

Invoice Number: 465201/57/XV
Invoice Period: 07/01/2016 - 07/31/2016

TASK CODE	DESCRIPTION OF WORK TASK	TOTAL COST	PERCENT COMPLETE TO DATE	AMOUNT EARNED TO DATE	PREVIOUSLY BILLED	CURRENT BILLING
1	IBTC ROW Strip Map Development A. Design, create and define ROW acquisition parcels within proposed ROW route 1. Update Boundary Base-Survey in area of new location 2. Update the research and abstract of parent tract vesting deeds & ownership 3. Research & abstract for easement, ROW & severances within parent tract vesting deeds 4. Coordinate with ROW design engineer - design of proposed ROW route 5. Coordination with others to correlate IBTC ROW with FM493 ROW 6. Field work to survey, measure and gather data as needed B. Create & prepare full set of ROW plans including Title Sheet, Parcel Index and Plan Sheets	\$156,883.38 \$22,300.00 \$10,494.00 \$10,494.00 \$8,402.88 \$8,402.88 \$19,676.00 \$49,331.71	100.00% 100.00% 100.00% 100.00% 100.00% 100.00% 100.00% 100.00%	\$156,883.38 \$22,300.00 \$10,494.00 \$10,494.00 \$8,402.88 \$8,402.88 \$19,676.00 \$49,331.71	\$156,883.38 \$22,300.00 \$10,494.00 \$10,494.00 \$8,402.88 \$8,402.88 \$19,676.00 \$49,331.71	\$0.00 \$0.00 \$0.00 \$0.00 \$0.00 \$0.00 \$0.00 \$0.00
	TOTALS	\$285,984.85	100.00%	\$285,984.85	\$285,984.85	\$0.00

TOTAL DUE WORK ORDER NO. 10:

\$0.00

**MONTHLY PROGRESS PAYMENT INVOICE - DANNENBAUM ENGINEERING CORPORATION
FOR CONSULTING ENGINEER'S SERVICES**

August 4, 2016

Pilar Rodriguez, P.E. - Executive Director
Hidalgo County Regional Mobility Authority
510 South Pleasantview Drive
Weslaco, Texas 78596

Work Order No. 11:
IBTC Update Topo Survey due to VE Changes

Invoice Number: 465201/57/XV
Invoice Period: 07/01/2016 - 07/31/2016

TASK CODE	DESCRIPTION OF WORK TASK	TOTAL COST	PERCENT COMPLETE TO DATE	AMOUNT EARNED TO DATE	PREVIOUSLY BILLED	CURRENT BILLING
1	Aranda & Associates, Inc.					
	Ground Control Survey / Aerial Photogrammetric Survey for IBTC					
	A. Set and layout target panels	\$4,442.40	100.00%	\$4,442.40	\$4,442.40	\$0.00
	B. Survey each target point using RTK/VRS Fast Static GPS Observations	\$4,666.86	100.00%	\$4,666.86	\$4,666.86	\$0.00
	C. 3-wire leveling survey across each target	\$8,024.90	100.00%	\$8,024.90	\$8,024.90	\$0.00
	D. Prepare & submit report to Photogrammetry Consultant of xyz values of each target	\$0.00	0.00%	\$0.00	\$0.00	\$0.00
	Direct Expense - Panel Materials	\$1,400.00	100.00%	\$1,400.00	\$1,400.00	\$0.00
	Subtotal - Aranda & Associates, Inc.	\$18,534.16		\$18,534.16	\$18,534.16	\$0.00
1	Aerial Data Service, Inc.					
	Ground Control Survey / Aerial Photogrammetric Survey for IBTC					
	Aerial Photogrammetric Survey	\$30,500.00	100.00%	\$30,500.00	\$30,500.00	\$0.00
	Subtotal - Aerial Data Service, Inc.	\$30,500.00		\$30,500.00	\$30,500.00	\$0.00
	TOTALS	\$49,034.16	100.00%	\$49,034.16	\$49,034.16	\$0.00

TOTAL DUE WORK ORDER NO. 11:

\$0.00

**MONTHLY PROGRESS PAYMENT INVOICE - DANNENBAUM ENGINEERING CORPORATION
FOR CONSULTING ENGINEER'S SERVICES**

August 4, 2016

Pilar Rodriguez, P.E. - Executive Director
Hidalgo County Regional Mobility Authority
510 South Pleasantview Drive
Weslaco, Texas 78596

Work Order No. 12:
TRZ No. 2 / HCAD Tax Database Update - Aranda & Associates, Inc.

Invoice Number: 465201/57/XV
Invoice Period: 07/01/2016 - 07/31/2016

TASK CODE	DESCRIPTION OF WORK TASK	TOTAL COST	PERCENT COMPLETE TO DATE	AMOUNT EARNED TO DATE	PREVIOUSLY BILLED	CURRENT BILLING
1	TRZ / HCAD Tax Database Updating a. Research and gather property information b. Map out properties and input information into HCAD's GIS Database c. Coordination with HCAD for the assignment of R-numbers and the updating of HCAD's records	\$85,701.00 \$0.00 \$94,352.72	100.00% 0.00% 100.00%	\$85,701.00 \$0.00 \$94,352.72	\$85,701.00 \$0.00 \$94,352.72	\$0.00 \$0.00 \$0.00
	TOTALS	\$180,053.72	100.00%	\$180,053.72	\$180,053.72	\$0.00

TOTAL DUE WORK ORDER NO. 12:

\$0.00

**MONTHLY PROGRESS PAYMENT INVOICE - DANNENBAUM ENGINEERING CORPORATION
FOR CONSULTING ENGINEER'S SERVICES**

August 4, 2016

Pilar Rodriguez, P.E. - Executive Director
Hidalgo County Regional Mobility Authority
510 South Pleasantview Drive
Weslaco, Texas 78596

Work Order No. 13:

IBTC Environmental Assessment (Regional Toll Analysis) - C&M Associates, Inc.

Invoice Number: 465201/57/XV
Invoice Period: 07/01/2016 - 07/31/2016

TASK CODE	DESCRIPTION OF WORK TASK	TOTAL COST	PERCENT COMPLETE TO DATE	AMOUNT EARNED TO DATE	PREVIOUSLY BILLED	CURRENT BILLING
	Regional Toll Analysis					
	Project Management / Mobilization	\$8,465.86	100.00%	\$8,465.86	\$8,465.86	\$0.00
	Transportation System Context	\$8,465.86	100.00%	\$8,465.86	\$8,465.86	\$0.00
	Environmental Justice	\$42,329.28	100.00%	\$42,329.28	\$42,329.28	\$0.00
	Documentation and Summary of Assessment and Mitigation	\$25,397.56	100.00%	\$25,397.56	\$25,397.56	\$0.00
	Direct Expenses	\$4,404.00	100.00%	\$4,404.00	\$4,404.00	\$0.00
	TOTALS	\$89,062.56	100.00%	\$89,062.56	\$89,062.56	\$0.00

TOTAL DUE WORK ORDER NO. 13:

\$0.00

**MONTHLY PROGRESS PAYMENT INVOICE - DANNENBAUM ENGINEERING CORPORATION
FOR CONSULTING ENGINEER'S SERVICES**

August 4, 2016

Pilar Rodriguez, P.E. - Executive Director
Hidalgo County Regional Mobility Authority
510 South Pleasantview Drive
Weslaco, Texas 78596

Work Order No. 14:
Investment Grade Traffic & Revenue Study for SH 365 & IBTC - C&M Associates, Inc.

Invoice Number: 465201/57/XV
Invoice Period: 07/01/2016 - 07/31/2016

TASK CODE	DESCRIPTION OF WORK TASK	TOTAL COST	PERCENT COMPLETE TO DATE	AMOUNT EARNED TO DATE	PREVIOUSLY BILLED	CURRENT BILLING
	Investment Grade Traffic and Revenue Study for SH 365 and IBTC					
	1. Project Management	\$13,511.15	100.00%	\$13,511.15	\$13,511.15	\$0.00
	2. Review Existing Information	\$14,665.94	100.00%	\$14,665.94	\$14,665.94	\$0.00
	3. Field Data Collection and Survey					
	1. Traffic Counts	\$7,867.36	100.00%	\$7,867.36	\$7,867.36	\$0.00
	2. OD Survey	\$7,973.92	100.00%	\$7,973.92	\$7,973.92	\$0.00
	3. Focus Group SP Survey	\$12,053.63	100.00%	\$12,053.63	\$12,053.63	\$0.00
	4. Spdd Monitoring / Streaming	\$6,730.56	100.00%	\$6,730.56	\$6,730.56	\$0.00
	4. Socioeconomic Analysis					
	1. Update socioeconomic forecast	\$20,568.84	100.00%	\$20,568.84	\$20,568.84	\$0.00
	2. International Trade	\$12,364.64	100.00%	\$12,364.64	\$12,364.64	\$0.00
	5. Travel Demand Modeling and Toll Diversion					
	1. Travel Demand Model	\$29,812.57	100.00%	\$29,812.57	\$29,812.57	\$0.00
	2. Toll Diversion Model	\$25,704.56	100.00%	\$25,704.56	\$25,704.56	\$0.00
	6. Opening Year Traffic					
	1. Opening Year Trip Tables	\$10,138.64	100.00%	\$10,138.64	\$10,138.64	\$0.00
	2. Traffic Estimates	\$11,435.70	100.00%	\$11,435.70	\$11,435.70	\$0.00
	7. Future Year Forecast					
	1. Future Years Trip Tables	\$10,138.64	100.00%	\$10,138.64	\$10,138.64	\$0.00
	2. Future Years Traffic Estimates	\$11,435.70	100.00%	\$11,435.70	\$11,435.70	\$0.00
	8. Sensitivity / Scenario Analysis	\$24,421.21	100.00%	\$24,421.21	\$24,421.21	\$0.00
	9. Traffic and Revenues Forecast	\$26,025.07	100.00%	\$26,025.07	\$26,025.07	\$0.00
	10. Documentation	\$26,025.07	100.00%	\$26,025.07	\$26,025.07	\$0.00
	Direct Expenses - Travel	\$4,482.00	100.00%	\$4,482.00	\$4,482.00	\$0.00
	Traffic Count	\$25,000.00	100.00%	\$25,000.00	\$25,000.00	\$0.00
	OD Survey (Aisage, US)	\$40,000.00	100.00%	\$40,000.00	\$40,000.00	\$0.00
	OD Survey (CYMA, Mexico)	\$16,000.00	100.00%	\$16,000.00	\$16,000.00	\$0.00
	Socioeconomic Study (TXP)	\$35,000.00	100.00%	\$35,000.00	\$35,000.00	\$0.00
	Phone Interviews	\$8,000.00	100.00%	\$8,000.00	\$8,000.00	\$0.00
	TOTALS	\$399,355.20	100.00%	\$399,355.20	\$399,355.20	\$0.00

TOTAL DUE WORK ORDER NO. 14:

\$0.00

**MONTHLY PROGRESS PAYMENT INVOICE - DANNENBAUM ENGINEERING CORPORATION
FOR CONSULTING ENGINEER'S SERVICES**

August 4, 2016

Pilar Rodriguez, P.E. - Executive Director
Hidalgo County Regional Mobility Authority
510 South Pleasantview Drive
Weslaco, Texas 78596

Work Order No. 15:
TIGER IV Grant Application for SH 365 - HDR Engineering, Inc.

Invoice Number: 465201/57/XV
Invoice Period: 07/01/2016 - 07/31/2016

TASK CODE	DESCRIPTION OF WORK TASK	TOTAL COST	PERCENT COMPLETE TO DATE	AMOUNT EARNED TO DATE	PREVIOUSLY BILLED	CURRENT BILLING
1	TIGER IV Grant Application for SH 365					
2	Project Management	\$9,837.76	100.00%	\$9,837.76	\$9,837.76	\$0.00
3	Project Kick-off Conference Call	\$3,587.88	100.00%	\$3,587.88	\$3,587.88	\$0.00
4	Support for Decision-Making Process	\$3,587.84	100.00%	\$3,587.84	\$3,587.84	\$0.00
5	Review Available Data for Selected Project	\$5,485.96	100.00%	\$5,485.96	\$5,485.96	\$0.00
6	Develop Economic Model	\$9,583.08	100.00%	\$9,583.08	\$9,583.08	\$0.00
7	Produce and Validate BCA Results	\$5,347.08	100.00%	\$5,347.08	\$5,347.08	\$0.00
8	Summary of Project Risks and Mitigation Strategies	\$5,231.36	100.00%	\$5,231.36	\$5,231.36	\$0.00
9	Develop Supplementary Documentation	\$10,092.32	100.00%	\$10,092.32	\$10,092.32	\$0.00
	Prepare & Review Full TIGER IV Application	\$24,559.44	100.00%	\$24,559.44	\$24,559.44	\$0.00
	Direct Expenses	\$2,943.75	100.00%	\$2,943.75	\$2,943.75	\$0.00
	TOTALS	\$80,256.47	100.00%	\$80,256.47	\$80,256.47	\$0.00

TOTAL DUE WORK ORDER NO. 15:

\$0.00

**MONTHLY PROGRESS PAYMENT INVOICE - DANNENBAUM ENGINEERING CORPORATION
FOR CONSULTING ENGINEER'S SERVICES**

August 4, 2016

Pilar Rodriguez, P.E. - Executive Director
Hidalgo County Regional Mobility Authority
510 South Pleasantview Drive
Weslaco, Texas 78596

Work Order No. 16:
Hydrologic & Hydraulic Study - Civil Systems Engineering, Inc.

Invoice Number: 465201/57/XV
Invoice Period: 07/01/2016 - 07/31/2016

TASK CODE	DESCRIPTION OF WORK TASK	TOTAL COST	PERCENT COMPLETE TO DATE	AMOUNT EARNED TO DATE	PREVIOUSLY BILLED	CURRENT BILLING
1	Hydrologic & Hydraulic Study for IBTC & SH 365	\$12,612.60	95.00%	\$11,981.97	\$11,981.97	\$0.00
2	Coordination and Meetings	\$7,244.16	100.00%	\$7,244.16	\$7,244.16	\$0.00
3	Data Collection and Assimilation	\$8,408.40	100.00%	\$8,408.40	\$8,408.40	\$0.00
4	Sites Visits / Field Reconnaissance	\$15,307.60	100.00%	\$15,307.60	\$15,307.60	\$0.00
5	LIDAR Data Processing	\$24,255.00	100.00%	\$24,255.00	\$24,255.00	\$0.00
6	Outfall Systems Subbasin Delineations	\$12,504.80	100.00%	\$12,504.80	\$12,504.80	\$0.00
7	Estimation of Subbasin Hydrologic Parameters & Runoff Computations	\$16,859.92	70.00%	\$11,801.94	\$11,801.94	\$0.00
8	Hydrologic & Hydraulic Impact & Mitigation Analysis (8 outfalls to E. Donna Drain)	\$17,506.72	100.00%	\$17,506.72	\$17,506.72	\$0.00
9	Hydrologic & Hydraulic Impact & Mitigation Analysis (7 outfalls to Mission Inlet)	\$31,973.48	95.00%	\$30,374.81	\$30,374.81	\$0.00
10	Hydrologic & Hydraulic Impact & Mitigation Analysis (15 outfalls to S. Floodwater)	\$13,884.64	85.00%	\$11,801.94	\$11,801.94	\$0.00
11	Floodplain Storage Volume Impact and Mitigation	\$10,952.48	100.00%	\$10,952.48	\$10,952.48	\$0.00
12	South Floodwater Channel Hydrologic & Hydraulic Modeling (open & closed gate)	\$10,370.36	85.00%	\$8,814.81	\$8,814.81	\$0.00
13	Conveyance Encroachment)	\$8,516.20	0.00%	\$0.00	\$0.00	\$0.00
14	Hydraulic Analysis of Equalizing Structures at Donna Lake	\$19,468.68	90.00%	\$17,521.81	\$17,521.81	\$0.00
	H&H Report	\$5,706.00	85.00%	\$4,850.10	\$4,850.10	\$0.00
	Direct Expenses					
	TOTALS	\$215,571.04	89.68%	\$193,326.54	\$193,326.54	\$0.00

TOTAL DUE WORK ORDER NO. 16:

\$0.00

**MONTHLY PROGRESS PAYMENT INVOICE - DANNENBAUM ENGINEERING CORPORATION
FOR CONSULTING ENGINEER'S SERVICES**

August 4, 2016

Pilar Rodriguez, P.E. - Executive Director
Hidalgo County Regional Mobility Authority
510 South Pleasantview Drive
Weslaco, Texas 78596

Work Order No. 17:

Traffic Projections for Intersections along SH 365 & IBTC - C&M Associates

Invoice Number:

465201/57/XV

Invoice Period:

07/01/2016 - 07/31/2016

TASK CODE	DESCRIPTION OF WORK TASK	TOTAL COST	PERCENT COMPLETE TO DATE	AMOUNT EARNED TO DATE	PREVIOUSLY BILLED	CURRENT BILLING
1	Traffic Projections for Intersections along SH 365 & IBTC					
2	Project Management	\$11,098.76	100.00%	\$11,098.76	\$11,098.76	\$0.00
	Traffic Projections for Signal Warrant along IBTC					
	1) IBTC at FM 2447 - Diamond Intersection	\$3,672.26	100.00%	\$3,672.26	\$3,672.26	\$0.00
	2) IBTC at Cesar Chavez Rd. - Diamond Intersection	\$3,672.26	100.00%	\$3,672.26	\$3,672.26	\$0.00
	3) IBTC at FM 907 - Diamond Intersection	\$3,672.26	100.00%	\$3,672.26	\$3,672.26	\$0.00
	4) IBTC at S. Tower Rd. - T Intersection	\$3,672.26	100.00%	\$3,672.26	\$3,672.26	\$0.00
	5) IBTC at Border Rd. - Partial Diamond Intersection	\$3,672.26	100.00%	\$3,672.26	\$3,672.26	\$0.00
	6) IBTC at Unnamed Rd. (Stn. 583+00) - Diamond Intersection	\$3,672.26	100.00%	\$3,672.26	\$3,672.26	\$0.00
	7) IBTC at FM 493 - T Intersection	\$3,672.26	100.00%	\$3,672.26	\$3,672.26	\$0.00
3	Traffic Projections for Signal Warrant along SH 365					
	1) SH 365 at Trospier Rd. - T Intersection	\$3,672.26	100.00%	\$3,672.26	\$3,672.26	\$0.00
	2) SH 365 at FM 1016 - T Intersection	\$3,672.26	100.00%	\$3,672.26	\$3,672.26	\$0.00
	3) SH 365 at Anzalduas Connector - Diamond Intersection	\$3,672.26	100.00%	\$3,672.26	\$3,672.26	\$0.00
	3a) SH 365 at Anzalduas Connector - Diamond Intersection (without Extension)	\$3,672.26	100.00%	\$3,672.26	\$3,672.26	\$0.00
	4) SH 365 at FM 494 - Diamond Intersection	\$3,672.26	100.00%	\$3,672.26	\$3,672.26	\$0.00
	4a) SH 365 at FM 494 - Diamond Intersection (without Extension)	\$3,672.26	100.00%	\$3,672.26	\$3,672.26	\$0.00
	5) SH 365 at SP 115 - Diamond Intersection	\$3,672.26	100.00%	\$3,672.26	\$3,672.26	\$0.00
	6) SH 365 at SH 336 - Diamond Intersection	\$3,672.26	100.00%	\$3,672.26	\$3,672.26	\$0.00
	7) SH 365 at FM 2061 - Diamond Intersection	\$3,672.26	100.00%	\$3,672.26	\$3,672.26	\$0.00
	8) SH 365 at FM 3072 - Diamond Intersection	\$3,672.26	100.00%	\$3,672.26	\$3,672.26	\$0.00
	9) SH 365 at US 281 (Cage Blvd.) - Diamond Intersection	\$3,672.26	100.00%	\$3,672.26	\$3,672.26	\$0.00
	10) SH 365 at Anaya Rd. - Diamond T Intersection	\$3,672.26	100.00%	\$3,672.26	\$3,672.26	\$0.00
	11) SH 365 at Highline Rd. - Diamond Intersection	\$3,672.26	100.00%	\$3,672.26	\$3,672.26	\$0.00
	12) SH 365 at US 281 (Military Hwy.) - Diamond Intersection	\$3,672.26	100.00%	\$3,672.26	\$3,672.26	\$0.00
4	Documentation	\$19,660.32	100.00%	\$19,660.32	\$19,660.32	\$0.00
	Direct Expenses	\$2,202.00	100.00%	\$2,202.00	\$2,202.00	\$0.00
	TOTALS	\$110,078.54	100.00%	\$110,078.54	\$110,078.54	\$0.00

TOTAL DUE WORK ORDER NO. 17:

\$0.00

**MONTHLY PROGRESS PAYMENT INVOICE - DANNENBAUM ENGINEERING CORPORATION
FOR CONSULTING ENGINEER'S SERVICES**

August 4, 2016

Pilar Rodriguez, P.E. - Executive Director
Hidalgo County Regional Mobility Authority
510 South Pleasantview Drive
Weslaco, Texas 78596

Work Order No. 18:
IBTC SUE Services - RODS SUE

Invoice Number: 465201/57/XV
Invoice Period: 07/01/2016 - 07/31/2016

TASK CODE	DESCRIPTION OF WORK TASK	TOTAL COST	PERCENT COMPLETE TO DATE	AMOUNT EARNED TO DATE	PREVIOUSLY BILLED	CURRENT BILLING
1	IBTC SUE Services - from the Interchange with SH 365 to I-2 and from the Valley View Interchange to FM 493	\$10,510.00	100.00%	\$10,510.00	\$10,510.00	\$0.00
2	Quality Level D Verify previously completed record research, both in field and in office Request additional as-built information, including TxDOT utility permits and new construction	\$6,735.00	100.00%	\$6,735.00	\$6,735.00	\$0.00
3	Contact and provide utility owners with the project "footprint" and request location markup information of their utility	\$4,455.00	100.00%	\$4,455.00	\$4,455.00	\$0.00
4	Designation and survey of existing utilities, excluding storm	\$114,705.00	100.00%	\$114,705.00	\$114,705.00	\$0.00
5	Correlate records with designation data and previously surveyed appurtenances to update utility mapping	\$33,510.00	100.00%	\$33,510.00	\$33,510.00	\$0.00
6	QA/QC	\$9,330.00	100.00%	\$9,330.00	\$9,330.00	\$0.00
	Direct Expenses	\$1,635.20	100.00%	\$1,635.20	\$1,635.20	\$0.00
	Mileage	\$900.00	100.00%	\$900.00	\$900.00	\$0.00
	Airfare					
	Quality Level A (1)	\$48,600.00	100.00%	\$48,600.00	\$48,600.00	\$0.00
	Depth = 0.00 Feet to 4.99 Feet	\$68,200.00	100.00%	\$68,200.00	\$68,200.00	\$0.00
	Depth = 5.00 Feet to 9.99 Feet	\$31,875.00	100.00%	\$31,875.00	\$31,875.00	\$0.00
	Depth = 10.00 Feet to 14.99 Feet	\$14,100.00	100.00%	\$14,100.00	\$14,100.00	\$0.00
	Depth = 15.00 Feet to 19.99 Feet	\$5,400.00	100.00%	\$5,400.00	\$5,400.00	\$0.00
	Mobilization / Demobilization	\$5,400.00	100.00%	\$5,400.00	\$5,400.00	\$0.00
	Per Diem (Including Meals and Lodging	\$5,400.00	100.00%	\$5,400.00	\$5,400.00	\$0.00
	TOTALS	\$355,355.20	100.00%	\$355,355.20	\$355,355.20	\$0.00

TOTAL DUE WORK ORDER NO. 18:

\$0.00

**MONTHLY PROGRESS PAYMENT INVOICE - DANNENBAUM ENGINEERING CORPORATION
FOR CONSULTING ENGINEER'S SERVICES**

August 4, 2016

Pilar Rodriguez, P.E. - Executive Director
Hidalgo County Regional Mobility Authority
510 South Pleasantview Drive
Weslaco, Texas 78596

Work Order No. 19:
Scenario Analysis on SH 365 Traffic and Revenue - C&M Associates

Invoice Number: 465201/57/XV
Invoice Period: 07/01/2016 - 07/31/2016

TASK CODE	DESCRIPTION OF WORK TASK	TOTAL COST	PERCENT COMPLETE TO DATE	AMOUNT EARNED TO DATE	PREVIOUSLY BILLED	CURRENT BILLING
1	Provide oversight and review of services related to traffic modeling / project / assignments required for the projects. May include attending meetings (24), coordination, review and oversight with the preparation of travel demand models, traffic simulation models, macroscopic models, mesoscopic and microscopic models, traffic volume projections and assignments. Project Management Scenario Analysis 2.1 Scenario 1: At-grade intersection at US 281 / san Juan Rd (no overpass, assume signalized intersection) 2.2 Scenario 2: at-grade intersection at FM 494 / Shary Rd (no overpass, assume signalized intersection) with no mainlanes from FM 494 / Shary Rd to GSA Connector 2.3 Scenario 3: Scenarios 1 & 2 concurrently Documentation	\$651.64	100.00%	\$651.64	\$651.64	\$0.00
2		\$5,432.04	100.00%	\$5,432.04	\$5,432.04	\$0.00
3		\$5,432.04	100.00%	\$5,432.04	\$5,432.04	\$0.00
		\$5,432.04	100.00%	\$5,432.04	\$5,432.04	\$0.00
		\$4,822.68	100.00%	\$4,822.68	\$4,822.68	\$0.00
	TOTALS	\$21,770.44	100.00%	\$21,770.44	\$21,770.44	\$0.00

TOTAL DUE WORK ORDER NO. 19:

\$0.00

**MONTHLY PROGRESS PAYMENT INVOICE - DANNENBAUM ENGINEERING CORPORATION
FOR CONSULTING ENGINEER'S SERVICES**

August 4, 2016

Pilar Rodríguez, P.E. - Executive Director
Hidalgo County Regional Mobility Authority
510 South Pleasantview Drive
Weslaco, Texas 78596

Work Order No. 20:

SH 365 & IBTC Investment Grade Traffic & Revenue Study Update - C&M Associates

Invoice Number:
Invoice Period:

465201/57/XV
07/01/2016 - 07/31/2016

TASK CODE	DESCRIPTION OF WORK TASK	TOTAL COST	PERCENT COMPLETE TO DATE	AMOUNT EARNED TO DATE	PREVIOUSLY BILLED	CURRENT BILLING
1	Project Management & QA/QC	\$12,839.45	89.61%	\$11,505.61	\$10,892.18	\$613.43
2	Updating the Current Model	\$109,762.10	100.00%	\$109,762.10	\$109,762.10	\$0.00
3	Incorporating the TxDOT LRGV TDM	\$15,499.04	100.00%	\$15,499.04	\$15,499.04	\$0.00
4	Traffic and Revenue Projection	\$34,518.42	100.00%	\$34,518.42	\$34,518.42	\$0.00
5	Sensitivity Analysis	\$7,659.23	95.23%	\$7,293.66	\$5,740.45	\$1,553.21
6	Risk Analysis	\$7,628.65	48.59%	\$3,706.88	\$389.43	\$3,317.45
7	Documentation	\$21,277.02	90.09%	\$19,169.11	\$17,124.38	\$2,044.73
8	Financial Community Support	\$26,085.32	0.00%	\$0.00	\$0.00	\$0.00
	Direct Expenses	\$64,380.00	95.56%	\$61,520.03	\$61,520.03	\$0.00
	TOTALS	\$299,649.23	87.76%	\$262,974.85	\$255,446.03	\$7,528.82

TOTAL DUE WORK ORDER NO. 20:

\$7,528.82

Subprovider Monitoring System for Federally Funded Contracts
Progress Assessment Report for month of (Mo./Yr.) July / 2016

\$ 5,000,000.00

\$ 13,204,750.67

\$ 18,204,750.67

\$ 909,960.63

If no subproviders are used on this contract, please indicate by placing "N/A" on the 1st line under Subproviders.

Fill out Progress Assessment Report with each estimate/invoice submitted, for all subcontracts, and forward as follows:

I hereby certify that the above is a true and correct statement of the amounts paid to the firms listed above.

Date _____

Subprovider Monitoring System for Federally Funded Contracts
Progress Assessment Report for month of (Mo./Yr.) July / 2016

If no subproviders are used on this contract, please indicate by placing "N/A" on the 1st line under Subproviders.

Fill out Progress Assessment Report with each estimate/invoice submitted, for all subcontracts, and forward as follows:

I hereby certify that the above is a true and correct statement of the amounts paid to the firms listed above.

Date _____

Subprovider Monitoring System for Federally Funded Contracts
Progress Assessment Report for month of (Mo./Yr.) July / 201

\$ 5,000,000.00

\$ 13,204,750.67

\$ 18,204,750.67

\$ 694,355.85

If no subproviders are used on this contract, please indicate by placing "N/A" on the 1st line under Subproviders.

[illegible]

Fill out Progress Assessment Report with each estimate/invoice submitted, for all subcontracts, and forward as follows:

1 Copy with Invoice – Hidalgo County Regional Mobility Authority Office

I hereby certify that the above is a true and correct statement of the amounts paid to the firms listed above.

August 4, 2016

Date _____

Fax

Subprovider Monitoring System for Federally Funded Contracts
Progress Assessment Report for month of (Mo./Yr.) July / 2016

\$ 5,000,000.00

Approved Supplemental Agreements:

\$ 18,204,750.67

Work Authorization Amount:

If no subproviders are used on this contract, please indicate by placing "N/A" on the 1st line under Subproviders.

[illegible]

Fill out Progress Assessment Report with each estimate/invoice submitted, for all subcontracts, and forward as follows:

1 Copy with Invoice – Hidalgo County Regional Mobility Authority Office

I hereby certify that the above is a true and correct statement of the amounts paid to the firms listed above.

Signature

713-527-6442

Fax

August 4, 2016

Date _____

Subprovider Monitoring System for Federally Funded Contracts
Progress Assessment Report for month of (Mo./Yr.) July / 2016

Original Contract Amount: \$ 5,000,000.00

Approved Supplemental Agreements:

Total Contract Amount: \$ 18,204,750.67

Work Authorization Amount: \$ 2,886,494.22

e under Subproviders.

DBE	All Subproviders	Category of Work	Total Subprovider Amount	% Total Contract Amount	Amount Paid This Period	Amount Paid To Date	Subcontract Balance Remaining
*	Blanton & Associates, Inc.	Program Mgmt	\$ 130,531.88	4.52%	\$ 0.00	\$ 44,454.74	\$ 86,077.14
*	Aranda & Associates, Inc.	Program Mgmt	\$ 397,469.80	13.77%	\$ 0.00	\$ 400,510.64	\$ (3,040.84)
*	Barrera Torres Infrastructure, PLLC	Program Mgmt	\$ 22,933.66	0.79%	\$ 0.00	\$ 0.00	\$ 22,933.66
*	C&M Associates, Inc.	Program Mgmt	\$ 70,000.00	2.43%	\$ 0.00	\$ 70,000.00	\$ 0.00
*	Aerial Data Service	Program Mgmt	\$ 63,885.56	2.21%	\$ 0.00	\$ 63,885.56	\$ 0.00
	HDR Engineering, Inc.	Program Mgmt	\$ 218,116.66	7.56%	\$ 0.00	\$ 124,109.75	\$ 94,006.91
	RODS Subsurface Utility Engineering Inc.	SUE Services	\$ 172,440.00	5.97%	\$ 0.00	\$ 172,440.00	\$ 0.00

Fill out Progress Assessment Report with each estimate/invoice submitted, for all subcontracts, and forward as follows:

1 Copy with Invoice – Hidalgo County Regional Mobility Authority Office

I hereby certify that the above is a true and correct statement of the amounts paid to the firms listed above.

August 4, 2016

Phone

713-527-6442

Fax

Subprovider Monitoring System for Federally Funded Contracts
Progress Assessment Report for month of (Mo./Yr.) July / 201

\$ 5,000,000.00

\$ 13,204,750.67

\$ 18,204,750.67

\$ 460,000.00

e under Subproviders.

[illegible]

Fill out Progress Assessment Report with each estimate/invoice submitted, for all subcontracts, and forward as follows:

1 Copy with Invoice – Hidalgo County Regional Mobility Authority Office

I hereby certify that the above is a true and correct statement of the amounts paid to the firms listed above.

August 4, 2016

Phone

713-527-6442

Fax

Subprovider Monitoring System for Federally Funded Contracts
Progress Assessment Report for month of (Mo./Yr.) July / 2016

\$ 5,000,000.00

\$ 13,204,750.67

\$ 18,204,750.67

\$ 10,340,781.60


e under Subproviders.

[illegible]

Fill out Progress Assessment Report with each estimate/invoice submitted, for all subcontracts, and forward as follows:

1 Copy with Invoice – Hidalgo County Regional Mobility Authority Office

I hereby certify that the above is a true and correct statement of the amounts paid to the firms listed above.



Print Name - Company Official /DBE Liaison Officer

Signature

713-520-9570

Phone

August 4, 2016

Date _____

shari.bricarell@dannenbaum.com

713-527-6442

Email

Fax

Subprovider Monitoring System for Federally Funded Contracts
Progress Assessment Report for month of (Mo./Yr.) July / 2016

\$ 5,000,000.00

Approved Supplemental Agreements:

\$ 18,204,750.67

Work Authorization Amount:


If no subproviders are used on this contract, please indicate by placing "N/A" on the 1st line under Subproviders.

[illegible]

Fill out Progress Assessment Report with each estimate/invoice submitted, for all subcontracts, and forward as follows:

1 Copy with Invoice – Hidalgo County Regional Mobility Authority Office

I hereby certify that the above is a true and correct statement of the amounts paid to the firms listed above.



Print Name - Company Official /DBE Liaison Officer

shari.bricarell@dannenbaum.com

Email

Signature _____

713-520-9570

Phone

713-527-6442

Fax

August 4, 2016

Date _____

Subprovider Monitoring System for Federally Funded Contracts
Progress Assessment Report for month of (Mo./Yr.) July / 2016

\$ 5,000,000.00

Approved Supplemental Agreements:

\$ 18,204,750.67

Work Authorization Amount:

If no subproviders are used on this contract, please indicate by placing "N/A" on the 1st line under Subproviders.

[illegible]

Fill out Progress Assessment Report with each estimate/invoice submitted, for all subcontracts, and forward as follows:

1 Copy with Invoice – Hidalgo County Regional Mobility Authority Office

I hereby certify that the above is a true and correct statement of the amounts paid to the firms listed above.

August 4, 2016

Phone _____

713-527-6442

Fax

Subprovider Monitoring System for Federally Funded Contracts
Progress Assessment Report for month of (Mo./Yr.) July / 2016

Original Contract Amount: \$ 5,000,000.00

Approved Supplemental Agreements:

Total Contract Amount: \$ 18,204,750.67

Work Authorization Amount: \$ 180,053.72

e under Subproviders.

[illegible]

Fill out Progress Assessment Report with each estimate/invoice submitted, for all subcontracts, and forward as follows:

1 Copy with Invoice – Hidalgo County Regional Mobility Authority Office

I hereby certify that the above is a true and correct statement of the amounts paid to the firms listed above.

Louis H. Jones, Jr., P.E.

Louis H. Jones, Jr., P.E.
Print Name - Company Official /DBE Liaison Officer

shari.bricarell@dannenbaum.com

Email

Signature _____

713-520-9570

Phone

713-527-6442

Fax

August 4, 2016

Date _____

Subprovider Monitoring System for Federally Funded Contracts
Progress Assessment Report for month of (Mo./Yr.) July / 2016

[illegible]

1 Copy with Invoice – Hidalgo County Regional Mobility Authority Office

Date _____

Subprovider Monitoring System for Federally Funded Contracts
Progress Assessment Report for month of (Mo./Yr.) July / 2016

\$ 5,000,000.00

Approved Supplemental Agreements:

Total Contract Amount:

Work Authorization Amount:

If no subproviders are used on this contract, please indicate by placing "N/A" on the 1st line under Subproviders.

[illegible]

Fill out Progress Assessment Report with each estimate/invoice submitted, for all subcontracts, and forward as follows:

1 Copy with Invoice – Hidalgo County Regional Mobility Authority Office

I hereby certify that the above is a true and correct statement of the amounts paid to the firms listed above.

August 4, 2016

Phone

713-527-6442

Fax

Subprovider Monitoring System for Federally Funded Contracts
Progress Assessment Report for month of (Mo./Yr.) July / 2016

\$ 5,000,000.00

Approved Supplemental Agreements:

\$ 18,204,750.67

Work Authorization Amount:

If no subproviders are used on this contract, please indicate by placing "N/A" on the 1st line under Subproviders.

[illegible]

Fill out Progress Assessment Report with each estimate/invoice submitted, for all subcontracts, and forward as follows:

1 Copy with Invoice – Hidalgo County Regional Mobility Authority Office

I hereby certify that the above is a true and correct statement of the amounts paid to the firms listed above.

August 4, 2016

Phone

713-527-6442

Fax _____

Subprovider Monitoring System for Federally Funded Contracts
Progress Assessment Report for month of (Mo./Yr.) July / 2016

Original Contract Amount: \$ 5,000,000.00

Approved Supplemental Agreements:

Total Contract Amount: \$ 18,204,750.67

Work Authorization Amount: \$ 215,571.04

If no subproviders are used on this contract, please indicate by placing "N/A" on the 1st line under Subproviders.

[illegible]

Fill out Progress Assessment Report with each estimate/invoice submitted, for all subcontracts, and forward as follows:

1 Copy with Invoice – Hidalgo County Regional Mobility Authority Office

I hereby certify that the above is a true and correct statement of the amounts paid to the firms listed above.



Phone

713-527-6442

Fax

Date _____

Subprovider Monitoring System for Federally Funded Contracts
Progress Assessment Report for month of (Mo./Yr.) July / 2016

\$ 5,000,000.00

\$ 13,204,750.67

\$ 18,204,750.67

\$ 110,078.54

e under Subproviders.

[illegible]

Fill out Progress Assessment Report with each estimate/invoice submitted, for all subcontracts, and forward as follows:

1 Copy with Invoice – Hidalgo County Regional Mobility Authority Office

I hereby certify that the above is a true and correct statement of the amounts paid to the firms listed above.

August 4, 2016

Date _____

Subprovider Monitoring System for Federally Funded Contracts
Progress Assessment Report for month of (Mo./Yr.) July / 2016

\$ 5,000,000.00

Approved Supplemental Agreements:

\$ 18,204,750.67

Work Authorization Amount:

\$ 355,355.20

[illegible]

Fill out Progress Assessment Report with each estimate/invoice submitted, for all subcontracts, and forward as follows:

1 Copy with Invoice – Hidalgo County Regional Mobility Authority Office

I hereby certify that the above is a true and correct statement of the amounts paid to the firms listed above.

August 4, 2016

Signature

713-527-6442

Fax

Subprovider Monitoring System for Federally Funded Contracts
Progress Assessment Report for month of (Mo./Yr.) **July / 2016**

\$ 5,000,000.00

\$ 13,204,750.67

\$ 18,204,750.67

\$ 21,770.44

e under Subproviders.

[illegible]

Fill out Progress Assessment Report with each estimate/invoice submitted, for all subcontracts, and forward as follows:

1 Copy with Invoice – Hidalgo County Regional Mobility Authority Office

I hereby certify that the above is a true and correct statement of the amounts paid to the firms listed above.

August 4, 2016

Phone _____

713-527-6442

Fax _____

Subprovider Monitoring System for Federally Funded Contracts
Progress Assessment Report for month of (Mo./Yr.) July / 201

\$ 5,000,000.00

\$ 13,204,750.67

\$ 18,204,750.67

\$ 299,649.23

e under Subproviders.

Fill out Progress Assessment Report with each estimate/invoice submitted, for all subcontracts, and forward as follows:

I hereby certify that the above is a true and correct statement of the amounts paid to the firms listed above.

August 4, 2016

Phone
713-527-6442

Fax



HCRMA
HIDALGO COUNTY REGIONAL MOBILITY AUTHORITY

REQUEST FOR RECOMMENDATION ON PAYMENT

To: Pilar Rodriguez

Month and Year	July 2016	
Contractor	Bracewell, LLP Attorneys at Law	
Project/WA	General - Projects	
Invoice #	21657026	08/09/2016
Amount	\$ 9,232.50	
Date Received	08/09/2016	

Recommendation:

P.R. Approval

____ Disapproval

Comments:

P.R.

Pilar Rodriguez, Executive Director

8/11/2016
Date

Bracewell LLP
ATTORNEYS AT LAW

P. O. Box 848566
Dallas, TX 75284-8566
713 223-2300
TAX ID 74-1024827

Remittance Page

August 9, 2016
035858
INVOICE NO: 21657026
04996

Client: Hidalgo County Regional Mobility Authority HCRMA
Matter: General Counsel - Projects
Matter No: 035858.000005

Please Remit Total Balance Due

\$ 9,232.50

Please Return this Remittance Page with Your Payment

WIRE TRANSFER INFORMATION

Wire to: Bank of America, 901 Main Street, Dallas, Texas
Name on Account: Bracewell LLP
Bank Account No: 001390004197
ABA Number (For Wire Transfers Only): 026009593; (For ACH'S Only): 111000025
For International Wires Also Include:
Swift Code (U.S. Funds): BOFAUS3N; Swift Code (Foreign Funds): BOFAUS6S
Please include the invoice number as a reference when sending the wire.

Pay
8/11/2016





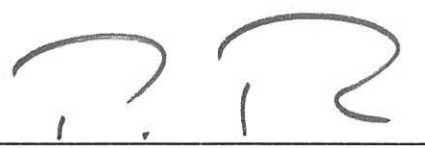
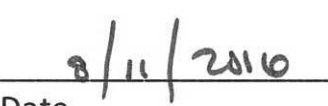
HCRMA

HIDALGO COUNTY REGIONAL MOBILITY AUTHORITY

REQUEST FOR RECOMMENDATION ON PAYMENT

To: Pilar Rodriguez, Executive Director

Month and Year	July 2016	
Contractor	Law Office of Richard A. Cantu, P.C.	
Project/WA		
Invoice #	10303	Date: 08/03/2016
Amount	\$ 7,759.38	
Date Sent	08/05/2016	

Date Received		
Received by		
Recommendation:	<input checked="" type="checkbox"/> Approval	<input type="checkbox"/> Disapproval
Comments:		
  _____ Carlos Moreno, Jr., Land Aquisition Coordinator		
  _____ Date 8/8/16		
Recommendation:	<input checked="" type="checkbox"/> Approval	<input type="checkbox"/> Disapproval
Comments:		
  _____ Pilar Rodriguez, Executive Director		
  _____ Date 8/11/2016		

Escobedo & Cardenas, LLP
3700 N. 10th, Ste. 210
McAllen, Texas 78501
Ph: 956-630-2222
Fx: 956-630-2223

LAW OFFICE OF RICHARD A. CANTU, P.C.
A Professional Corporation
P.O. Box 6149, McAllen, Texas 78502
5307 North McColl Road, McAllen, Texas 78504
Telephone (956) 630-6330 · Facsimile (956) 631-6552

Hidalgo County Regional Mobility Authority HCRMA

August 3, 2016
Invoice No.: 10303

Total Fees for Professional Services Rendered **\$7,759.38**

Fees for Professional Services \$7,759.38

Total Current Billing for this Mater

\$7,759.38

Pay ↑
R
8/11/2016

Please return copy with your payment to assure proper credit.
If you need more detailed information about your account,
please contact the attorney in charge.

HIDALGO COUNTY REGIONAL MOBILITY AUTHORITY
PAYMENT SUMMARY

Sendero
Acquisition Services
State Highway 365

Billing Date	Invoices												Total Paid to Date \$514,930.00
	7/31/2015	8/31/2015	9/30/2015	10/31/2015	11/30/2015	12/31/2015	1/31/2016	2/29/2016	3/31/2016	4/30/2016	5/31/2016	6/30/2016	
Billing Amount	\$53,120.00	\$30,310.00	\$100,670.00	\$62,340.00	\$52,250.00	\$36,260.00	\$26,170.00	\$46,220.00	\$37,740.00	\$6,120.00	\$30,860.00	\$32,870.00	

Billing Date	Invoices												Total Paid to Date \$590,000.00
	7/31/2016												
Billing Amount	\$75,070.00												

	Invoices											Total Paid to Date
Billing Date	7/31/2016											\$590,000.00
Billing Amount	\$75,070.00											

Amount Approved for Payment



Approved for Payment
Pilar Rodriguez
Executive Director


Date 8/11/2016






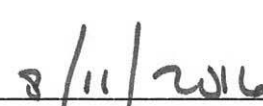
HCRMA

HIDALGO COUNTY REGIONAL MOBILITY AUTHORITY

REQUEST FOR RECOMMENDATION ON PAYMENT

To: Pilar Rodriguez, Executive Director

Month and Year	July 2016	
Contractor	Sendero Acquisitions, LP	
Project/WA		
Invoice #	7312016SH365	Date: 07/31/2016
Amount	\$ 75,070.00	
Date Sent	08/05/2016	

Date Received		
Received by		
Recommendation:	<input checked="" type="checkbox"/> Approval	<input type="checkbox"/> Disapproval
Comments:		
  _____ Carlos Moreno, Jr., Land Aquisition Coordinator		
  _____ Date 8/8/16		
Recommendation:	<input checked="" type="checkbox"/> Approval	<input type="checkbox"/> Disapproval
Comments:		
  _____ Pilar Rodriguez, Executive Director		
  _____ Date 8/11/2016		



P. O. Box 5848
Arlene, TX 79608

325.672.5540 Office
325.672.5549 Fax

INVOICE

Date	Invoice #
7/31/16	7812016SH365

Bill To:
HCRMA
Hidalgo County Regional Mobility Authority
118 S. Cage Blvd. 4th floor
Pharr, TX 78577

Item	Quantity	Description	Terms	Project	
			Net 30	SH 365	
				Rate	Amount
Sendero Acquisitions - SH 365: Parcels 5-P1, 5-P2, 5-P3, 5-P4, 5-P5, 6-P1, 6-P2, 9-P1, 81, 101	11	Negotiation Service - upon submission of acceptable payment package or issuance of final offer letter		\$ 2,250.00	\$ 24,750.00
Sendero Acquisitions - SH 365: Parcels 5-P1, 5-P2, 5-P3, 5-P4, 5-P5, 6-P1, 6-P2, 9-P1, 81, 101	11	Title and Closing Service - upon submission of payment packet or issuance of final offer letter		\$ 480.00	\$ 5,280.00
Sendero Acquisitions - SH 365: Parcel 80C	1	Title Service - Securing/Updating Title Commitment		\$ 120.00	\$ 120.00
Sendero Acquisitions - SH 365: Parcels 63P1&3, 63P2, 66, 82	4	Negotiation Service - completed closing of parcel		\$ 1,250.00	\$ 5,000.00
Sendero Acquisitions - SH 365: Parcels 63P1&3, 63P2, 66, 82	4	Title/Closing Service - Upon attending Closing		\$ 240.00	\$ 960.00
Sendero Acquisitions - SH 365: Parcels 10-R01, 10-R02	2	Residential Relocation - Vacated Parcel		\$ 2,275.00	\$ 4,550.00
Sendero Acquisitions - SH 365		Residential Relocation - Completed Parcel		\$ 1,625.00	\$ -
Sendero Acquisitions - SH 365: Parcel 27-R01	1	Personal Property Relocation - Master File		\$ 1,100.00	\$ 1,100.00
Sendero Acquisitions - SH 365		Business Relocation - 90 day letter		\$ 2,450.00	\$ -
Sendero Acquisitions - SH 365		Residential Relocation - 90 day letter		\$ 2,600.00	\$ -
Sendero Acquisitions - SH 365	5	Condemnation Support - Complete E-49 Package		\$ 2,100.00	\$ 10,500.00
Sendero Acquisitions - SH 365		Negotiation Service - Intro Letter		\$ 175.00	\$ -
Sendero Acquisitions - SH 365		Negotiation Service - Offer Letter		\$ 575.00	\$ -
Sendero Acquisitions - SH 365		Negotiation Service - Intro Letter		\$ 350.00	\$ -
Sendero Acquisitions - SH 365		Negotiation Service - Offer Letter		\$ 1,150.00	\$ -
Halff Associates - SH 365: Parcels 68, 80A, 80B, 102, 107A, 107B	6	Title Service - Securing/Updating Title Commitment		\$ 120.00	\$ 720.00
Halff Associates - SH 365: Parcels 44P1,P2, 52-P1, 52-P2, 52-P3, 54-P1, 54-P2, 68	7	Negotiation Service - upon submission of acceptable payment package or issuance of final offer letter		\$ 2,250.00	\$ 15,750.00
Halff Associates - SH 365: Parcels 75, 76	2	Negotiation Service - completed closing of parcel		\$ 1,250.00	\$ 2,500.00
Halff Associates - SH 365		Title Service - Securing/Updating Title Commitment		\$ 360.00	\$ -
Halff Associates - SH 365: Parcels 44P1,P2, 52-P1, 52-P2, 52-P3, 54-P1, 54-P2, 68	7	Title and Closing Service - upon submission of payment packet or issuance of final offer letter		\$ 480.00	\$ 3,360.00
Halff Associates - SH 365: Parcels 75, 76	2	Title/Closing Service - Upon attending Closing		\$ 240.00	\$ 480.00
Halff Associates - SH 365		Negotiation Service - Offer Letter		\$ 1,150.00	\$ -
				TOTAL	\$ 75,070.00

12 IR
8/11/2016


Pay ↑

HIDALGO COUNTY REGIONAL MOBILITY AUTHORITY
PAYMENT SUMMARY

Sendero
Acquisition Services
International Bridge Trade Corridor

Billing Date	Invoices												Total Paid to Date
	6/30/2014	7/31/2014	8/31/2014	9/30/2014	10/31/2014	11/30/2014	12/31/2014	1/31/2015	2/28/2015	3/31/2015	4/30/2015	5/31/2015	
Billing Amount	\$6,650.00	\$24,700.00	\$29,700.00	\$68,940.00	\$168,240.00	\$113,220.00	\$64,375.00	\$84,090.00	\$148,995.00	\$141,743.50	\$50,810.00	\$44,635.00	\$946,098.50

Billing Date	Invoices							Total Paid to Date
	6/30/2015	7/31/2015	8/31/2015	10/31/2015	12/31/2015	1/31/2016	2/29/2016	
Billing Amount	\$26,650.00	\$21,425.00	\$15,155.00	\$8,805.00	\$4,050.00	\$9,180.00	\$10,815.00	\$9,800.00
							\$3,625.00	\$3,625.00
							\$2,750.00	\$2,750.00
							Amount Approved for Payment	
							\$2,750.00	
							\$1,061,978.50	


Approved for Payment
Pilar Rodriguez
Executive Director


Date
8/11/2016






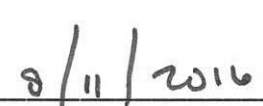
HCRMA

HIDALGO COUNTY REGIONAL MOBILITY AUTHORITY

REQUEST FOR RECOMMENDATION ON PAYMENT

To: Pilar Rodriguez, Executive Director

Month and Year	July 2016	
Contractor	Sendero Acquisitions, LP	
Project/WA		
Invoice #	7312016IBTC	Date: 07/31/2016
Amount	\$ 4,125.00	
Date Sent	08/05/2016	

Date Received		
Received by		
Recommendation:	<input checked="" type="checkbox"/> Approval	<input type="checkbox"/> Disapproval
Comments:		
  _____ Carlos Moreno, Jr., Land Aquisition Coordinator		
  _____ Date 8/8/16		
Recommendation:	<input checked="" type="checkbox"/> Approval	<input type="checkbox"/> Disapproval
Comments:		
  _____ Pilar Rodriguez, Executive Director		
  _____ Date 8/11/2016		



P. O. Box 5848
Abilene, TX 79608

325.672.5540 Office
325.672.5549 Fax

Bill To:
HCRMA
Hidalgo County Regional Mobility Authority
118 S. Cage Blvd. 4th floor
Pharr, TX 78577

Date	Invoice #
7/31/16	7312016IBTC

Item	Quantity	Description	Terms	Project	
			Net 30	IBTC	
				Rate	Amount
Sendero Acquisitions - IBTC		Title and Closing Service - Upon attending Closing		\$ 240.00	\$ -
Sendero Acquisitions- IBTC		Negotiation Service - completed closing of parcel		\$ 1,250.00	\$ -
Sendero Acquisitions- IBTC		Title and Closing Service - Issue title policy		\$ 360.00	\$ -
Halff Associates - IBTC		Negotiation Service - Offer Letter		\$ 1,150.00	\$ -
Halff Associates - IBTC		Title and Closing Service - upon submission of payment packet or issuance of final offer letter		\$ 480.00	\$ -
Halff Associates - IBTC		Title and Closing Service - Upon attending Closing		\$ 240.00	\$ -
Halff Associates - IBTC		Title and Closing Service - Issue title policy		\$ 360.00	\$ -
Halff Associates - IBTC		Negotiation Service - completed closing of parcel		\$ 1,250.00	\$ -
Halff Associates - IBTC		Personal Property - Submitting Master File		\$ 1,100.00	\$ -
Halff Associates - IBTC		Residential Relocation - completed/master file		\$ 1,625.00	\$ -
Relocation Manager - John Reed	33	Relocation Manager - John Reed		\$ 125.00	\$ 4,125.00
			TOTAL		\$ 4,125.00



Pay ↑
8/11/2016



REQUEST FOR RECOMMENDATION ON PAYMENT

To: Dannenbaum Engineering
Attn: Louis Jones, HCRMA Project Manager
1109 Nolana Loop, Suite 208
McAllen, Texas 78504

Month and Year	07/01/16 through 07/31/16	
Contractor	SAMES	
Project/WA	IBTC Work Authorization #5	
Invoice #	2	Date: 8/4/16
Amount	\$ 8,607.50	
Date Sent	8/3/16	

Date Received		
Received by		
Recommendation:	<u>8-4-16</u> Approval	_____ Disapproval
Comments:	<u>Mary</u>	
		<u>08/03/16</u>
Louis Jones, HCRMA Program Manager		Date
Recommendation:	<u>P.R.</u> Approval	_____ Disapproval
Comments:		
		<u>8/11/2016</u>
Pilar Rodriguez, Executive Director		Date



INVOICE PERIOD: 07/01/16 through 7/31/16

INVOICE AMOUNT: \$ 8,607.50

August 3, 2016

Mr. Pilar Rodriguez, P.E. – Executive Director HCRMA
ATTN: Mr. Louis H. Jones, P.E. – Program Manager HCRMA
Hidalgo County Regional Mobility Authority
118 S. Cage Blvd., 4th Floor
Pharr, Texas 78577

RE: Work Authorization #5 on SH 365 Segment 0010
Invoice No. 2

Dear Mr. Jones:

Attached for your review approval is our invoice for services rendered during the month of July 2016 on the subject referenced project. The below referenced work product deliverables have been uploaded via GroupWise to the following directory: 2016-07-26; 2016-07-21.

The following is attached:

- Invoice No. 2 (July)
- H-3 Form
- Work Schedule

The following is a narrative of the progress for this period.

TASK
FC150: FIELD SURVEY
<i>Parcel 108, Work Authorization No. 5, has been completed as requested.</i>
<i>Parcel 110, Work Authorization No. 5, has been completed as requested.</i>
<i>Parcel 111, Work Authorization No. 5, has been completed as requested.</i>
<i>Parcel 112, Work Authorization No. 5, has been completed as requested.</i>
<i>Parcel 113, Work Authorization No. 5, has been completed as requested.</i>

Should you have any questions regarding this submittal, please do not hesitate to call me at (956) 207-7130.

Sincerely,

Samuel D. Maldonado, P.E., RPLS
Principal – SAMES, Inc.



Project: PROJECT SEGMENT 0032
Limits: From McColl Road to FM 396
CSJ: 3627-01-001
County: HIDALGO

July 2016 INVOICE



Bill Through: 7/31/2016
Client: HCRMA
Contract: PROJECT SEGMENT 0010
WA No.: 5

Func Code	TASK DESCRIPTION	FIRM	CONTRACTED FEE (\$)	PREVIOUSLY INVOICED		INVOICED TO DATE		BALANCE	AMOUNT DUE THIS INVOICE
				(\$ AMOUNT)	(% COMPLETED)	(\$ AMOUNT)	(% COMPLETED)		
150	Field Survey Coordination of Survey- Parcel 108	SAMES, Inc.	\$2,102.50	\$0.00	0.00%	\$2,102.50	100.0%	\$0.00	\$2,102.50
	SUBTOTAL (FUNCTION 110) =		\$2,102.50	\$0.00	0%	\$2,102.50	100%	\$0.00	\$2,102.50
150	Field Survey Coordination of Survey- Parcel 110	SAMES, Inc.	\$1,572.50	\$0.00	0.00%	\$1,572.50	100.0%	\$0.00	\$1,572.50
	SUBTOTAL (FUNCTION 110) =		\$1,572.50	\$0.00	0%	\$1,572.50	100%	\$0.00	\$1,572.50
150	Field Survey Coordination of Survey- Parcel 111	SAMES, Inc.	\$1,637.50	\$0.00	0.00%	\$1,637.50	100.0%	\$0.00	\$1,637.50
	SUBTOTAL (FUNCTION 110) =		\$1,637.50	\$0.00	0%	\$1,637.50	100%	\$0.00	\$1,637.50
150	Field Survey Coordination of Survey- Parcel 112	SAMES, Inc.	\$1,977.50	\$0.00	0.00%	\$1,977.50	100.0%	\$0.00	\$1,977.50
	SUBTOTAL (FUNCTION 110) =		\$1,977.50	\$0.00	0%	\$1,977.50	100%	\$0.00	\$1,977.50
150	Field Survey Coordination of Survey- Parcel 113	SAMES, Inc.	\$1,317.50	\$0.00	0.00%	\$1,317.50	100.0%	\$0.00	\$1,317.50
	SUBTOTAL (FUNCTION 110) =		\$1,317.50	\$0.00	0%	\$1,317.50	100%	\$0.00	\$1,317.50
	Direct Expenses	FIRM-X	\$0.00	\$0.00	0.00%	\$0.00	0.00%	\$0.00	\$0.00
	Direct Expenses		\$0.00	\$0.00	#DIV/0!	\$0.00	#DIV/0!	\$0.00	\$0.00
	SUBTOTAL (FUNCTION 170) =		\$8,607.50	\$0.00		\$8,607.50		\$0.00	\$8,607.50
	Contract Total =								
	TOTAL THIS INVOICE =								\$8,607.50

Page 1
8/11/2016

**EXHIBIT C
WORK SCHEDULE
Work Authorization No. 5**

SAMES, Inc.
Work Authorization No. 5

HCRMA

Task Description	Start Date	End Date	Duration	2016						
				JAN	FEB	MAR	APR	MAY	JUN	JUL
Modifications for SH 365 Parcels: 24,25,25A,26,27	12-May-16	31-Jul-16	2 Months							
Coordination, Administration and Research	12-May-16	3-Jun-16	3 Weeks							
Field Work	12-May-16	3-Jun-16	3 Weeks							
Office Work/Delivery Preparations	12-May-16	3-Jun-16	3 Weeks							
Modifications for SH 365 Parcels: 107A, 13P2, 102	23-May-16	31-Jul-16	2 Months							
Coordination, Administration and Research	23-May-16	10-Jun-16	3 Weeks							
Field Work	23-May-16	10-Jun-16	3 Weeks							
Office Work/Delivery Preparations	23-May-16	10-Jun-16	3 Weeks							
Modifications for SH 365 Parcel: 20, 108, 110-113	27-May-16	31-Jul-16	2 Months							
Coordination, Administration and Research	27-May-16	17-Jun-16	3 Weeks							
Field Work	27-May-16	17-Jun-16	3 Weeks							
Office Work/Delivery Preparations	27-May-16	17-Jun-16	3 Weeks							

Progress Assessment Report for month of (Mo./Yr.) July / 2010

If no subproviders are used on this contract, please indicate by placing "N/A" on the 1st line under Subproviders.

Fill out Progress Assessment Report with each estimate/invoice submitted, for all subcontracts, and forward as follows:

I hereby certify that the above is true and correct statement of the amounts paid to the firms listed above.

Print Name - Company Official /DBE Liaison Officer

950-702-8883
Fax

HIDALGO COUNTY REGIONAL MOBILITY AUTHORITY
PAYMENT SUMMARY

SAMES Engineering
Surveying Services
International Bridge Trade Corridor

Billing Date	Invoices						WA	
	4/5/2016	5/4/2016	7/6/2016	7/31/2016	8/4/2016		Inviced to Date	Balance
WA#1	WA Amount							
WA#2	\$2,935.00						\$2,935.00	\$0.00
WA#3	\$13,567.50						\$13,567.50	\$0.00
WA#4	\$13,085.00	\$10,595.00					\$10,595.00	\$2,490.00
WA#5	\$4,060.00		\$4,060.00				\$4,060.00	\$0.00
WA#6	\$22,325.00		\$12,375.00				\$20,982.50	\$1,342.50
	\$4,080.00			\$4,080.00			\$4,080.00	\$0.00
	\$60,052.50	\$16,502.50	\$16,435.00	\$4,080.00	\$8,607.50		\$56,220.00	\$3,832.50
				\$12,687.50				\$60,052.50

Amount Approved for Payment



Approved for Payment
Pilar Rodriguez
Executive Director



Date



REQUEST FOR RECOMMENDATION ON PAYMENT

To: Dannenbaum Engineering
Attn: Louis Jones, HCRMA Project Manager
1109 Nolana Loop, Suite 208
McAllen, Texas 78504

Month and Year	07/01/16 through 07/31/16	
Contractor	SAMES	
Project/WA	IBTC Work Authorization #6	
Invoice #	1	Date: 8/4/16
Amount	\$ 4,080.00	
Date Sent	8/3/16	

Date Received		
Received by		
Recommendation:	<u>MC</u> Approval	_____ Disapproval
Comments:	<u>8-4-16</u>	
		<u>08/09/16</u>
Louis Jones, HCRMA Program Manager		Date
Recommendation:	<u>P.R.</u> Approval	_____ Disapproval
Comments:		
		<u>8/11/2016</u>
Pilar Rodriguez, Executive Director		Date

Please return this form via email to fkoll@hcrma.net



INVOICE PERIOD: 07/01/16 through 7/31/16

INVOICE AMOUNT: \$ 4,080.00

August 3, 2016

Mr. Pilar Rodriguez, P.E. – Executive Director HCRMA
ATTN: Mr. Louis H. Jones, P.E. – Program Manager HCRMA
Hidalgo County Regional Mobility Authority
118 S. Cage Blvd., 4th Floor
Pharr, Texas 78577

RE: Work Authorization #6 on SH 365 Segment 0010
Invoice No. 1

Dear Mr. Jones:

Attached for your review approval is our invoice for services rendered during the month of July 2016 on the subject referenced project. The below referenced work product deliverables have been uploaded via GroupWise to the following directory: 2016-07-08.

The following is attached:

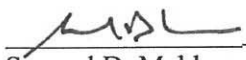
- Invoice No. 1 (July)
- H-3 Form
- Work Schedule

The following is a narrative of the progress for this period.

TASK
FC150: FIELD SURVEY
<i>Parcel 7, Work Authorization No. 5, has been completed as requested.</i>
<i>Parcel 7B, Work Authorization No. 5, has been completed as requested.</i>
<i>Parcel 9P2, Work Authorization No. 5, has been completed as requested.</i>

Should you have any questions regarding this submittal, please do not hesitate to call me at (956) 207-7130.

Sincerely,



Samuel D. Maldonado, P.E., RPLS
Principal – SAMES, Inc.

SAMES, Inc.
Work Authorization No. 6

EXHIBIT C
WORK SCHEDULE
Work Authorization No. 6

HCRMA

Task Description	Start Date	End Date	Duration	2016											
				JAN	FEB	MAR	APR	MAY	JUN	JUL	AUG				
Modifications for SH 365 Parcels: 7															
Coordination, Administration and Research	22-Jun-16	31-Aug-16	2 Months												
Field Work	22-Jun-16	29-Jul-16	3 Weeks												
Office Work/Delivery Preparations	22-Jun-16	29-Jul-16	3 Weeks												
Modifications for SH 365 Parcels: 7B															
Coordination, Administration and Research	22-Jun-16	31-Aug-16	2 Months												
Field Work	22-Jun-16	29-Jul-16	3 Weeks												
Office Work/Delivery Preparations	22-Jun-16	29-Jul-16	3 Weeks												
Modifications for SH 365 Parcel: 9P2															
Coordination, Administration and Research	22-Jun-16	31-Aug-16	2 Months												
Field Work	22-Jun-16	29-Jul-16	3 Weeks												
Office Work/Delivery Preparations	22-Jun-16	29-Jul-16	3 Weeks												



Project: PROJECT SEGMENT 0032
Limits: From McCoil Road to FM 396
CSJ: 3627-01-001
County: HIDALGO

July 2016 INVOICE



Bill Through: 7/31/2016
Client: HCRMA
Contract: PROJECT SEGMENT 0010
WA No.: 6

Func Code	TASK DESCRIPTION	FIRM	CONTRACTED FEE (\$)	PREVIOUSLY INVOICED		INVOICED TO DATE		BALANCE	AMOUNT DUE THIS INVOICE
				(\$ AMOUNT)	(% COMPLETED)	(\$ AMOUNT)	(% COMPLETED)		
150	Field Survey Coordination of Survey- Parcel 7	SAMES, Inc.	\$635.00	\$0.00	0.00%	\$635.00	100.0%	\$0.00	\$635.00
	SUBTOTAL (FUNCTION 110) =		\$635.00	\$0.00	0%	\$635.00	100%	\$0.00	\$635.00
150	Field Survey Coordination of Survey- Parcel 7B	SAMES, Inc.	\$1,615.00	\$0.00	0.00%	\$1,615.00	100.0%	\$0.00	\$1,615.00
	SUBTOTAL (FUNCTION 110) =		\$1,615.00	\$0.00	0%	\$1,615.00	100%	\$0.00	\$1,615.00
150	Field Survey Coordination of Survey- Parcel 9P2	SAMES, Inc.	\$1,830.00	\$0.00	0.00%	\$1,830.00	100.0%	\$0.00	\$1,830.00
	SUBTOTAL (FUNCTION 110) =		\$1,830.00	\$0.00	0%	\$1,830.00	100%	\$0.00	\$1,830.00
	Direct Expenses	FIRM-X	\$0.00	\$0.00	0.00%	\$0.00	0.00%	\$0.00	\$0.00
	Direct Expenses		\$0.00	\$0.00	#DIV/0!	\$0.00	#DIV/0!	\$0.00	\$0.00
	SUBTOTAL (FUNCTION 170) =		\$0.00	\$0.00	#DIV/0!	\$0.00	#DIV/0!	\$0.00	\$0.00
	Contract Total =		\$4,080.00	\$0.00		\$4,080.00		\$0.00	\$4,080.00
TOTAL THIS INVOICE =									\$4,080.00

Pay ↑
P.T.R.
2/11/2016

Progress Assessment Report for month of (Mo./Yr.) July / 2014

I hereby certify that the above is true and correct statement of the amounts paid to the firms listed above.

Fax




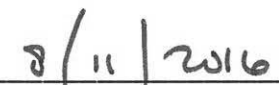


HCRMA
HIDALGO COUNTY REGIONAL MOBILITY AUTHORITY

REQUEST FOR RECOMMENDATION ON PAYMENT

To: Pilar Rodriguez, Executive Director

Month and Year	July 2016	
Contractor	Top Cut Lawn Care Inc.	
Project/WA		
Invoice #	58473	Date: 07/15/2016
Amount	\$ 1,433.25	
Date Sent	08/05/2016	

Date Received		
Received by		
Recommendation:	<input checked="" type="checkbox"/> Approval	<input type="checkbox"/> Disapproval
Comments:		
  _____ Carlos Moreno, Jr., Land Aquisition Coordinator		
  _____ Date 8/8/16		
Recommendation:	<input checked="" type="checkbox"/> Approval	<input type="checkbox"/> Disapproval
Comments:		
  _____ Pilar Rodriguez, Executive Director		
  _____ Date 8/11/2016		

Top Cut Lawn Care Inc.1200 E. BUSINESS HIGHWAY 83
LA FERIA, TEXAS 78559Phone No. 9564234318 Fax No. 956-797-4179
E-mail KARINA.VARELA@TOPCUTCORP.C...
Web Site www.topcutcorp.com**INVOICE**Date
Invoice No.

7/15/2016

58473

Work Order No. [REDACTED]

P.O. No.

Bill To	Location Services Performed
HIDALGO COUNTY REGIONAL MOBILITY 118 S. CAGE BLVD., 4TH FLOOR PO BOX 1766 PHARR TEXAS 78577	RED RIVER SUBDIVISION VALLEY VIEW RD N BUSINESS 83

Item	Description	Serviced Date	Qty	Rate	Amount
LAWNCARE	ONCE A MONTH MOW TRIM & BLOW INCLUDES DISPOSAL OF DEBRIS GENERATED 49 lots		49	29.25	1,433.25
	MONTHLY FEE \$1433.25				

RECEIVED
JUL 27 2016
By *[Signature]*
8/11/2016 Pay



Subtotal	\$1,433.25	Payments/Credits	\$0.00
Sales Tax	\$0.00	Balance Due	\$1,433.25
Total	\$1,433.25	Terms	[REDACTED]

Please detach the lower portion of your invoice and return with your payment.

Invoice # 58473	Check No.	Please make all checks payable to TOP CUT LAWN CARE 1200 E. BUSINESS HIGHWAY 83 LA FERIA, TEXAS 78559
Irrigation In Texas is regulated by the Texas Commission on Environmental Quality TCEQ MC-178 P.O. Box 13087 Austin, Tx 78711-3087 www.tceq.state.tx.us Irrigator LI #LI0013688		
For your convenience we accept all Major Credit Cards.		Balance Due \$1,433.25

Notify us immediately! If your current sales tax status changes, you will be subject to and responsible for any unpaid or uncollected sales taxes that are pending due to tax status changes.

This Page
Intentionally
Left Blank

Item 2C

HIDALGO COUNTY REGIONAL MOBILITY AUTHORITY

AGENDA RECOMMENDATION FORM

BOARD OF DIRECTORS
PLANNING COMMITTEE
FINANCE COMMITTEE
TECHNICAL COMMITTEE

 X

AGENDA ITEM
DATE SUBMITTED
MEETING DATE

 2C
 08/08/16
 08/23/16

1. Agenda Item: **APPROVAL OF THE FINANCIAL REPORT FOR THE MONTH OF JULY 2016.**
2. Nature of Request: (Brief Overview) Attachments: X Yes No
Consideration and approval of financial report for the months of July 2016.
3. Policy Implication: Board Policy, Local Government Code, Texas Government Code, Texas Transportation Code, TxDOT Policy
4. Budgeted: Yes No X N/A
Funding Source:
5. Staff Recommendation: **Motion to approve the Financial Report for the month of July 2016, as presented.**
6. Program Manager's Recommendation: Approved Disapproved X None
7. Planning Committee's Recommendation: Approved Disapproved X None
8. Board Attorney's Recommendation: Approved Disapproved X None
9. Chief Auditor's Recommendation: Approved Disapproved X None
10. Chief Financial Officer's Recommendation: X Approved Disapproved None
11. Chief Construction Engineer's Recommendation: Approved Disapproved X None
12. Executive Director's Recommendation: X Approved Disapproved None

**HIDALGO CO. REGIONAL MOBILITY AUTHORITY
STATEMENT OF NET POSITION JULY 31, 2016**

ASSETS

CURRENT ASSETS

Cash	\$ 582,152
Pool Investments	7,130,355
Promiles-Prepaid/Escrow Overweight Permit Fees	5,680
Accounts Receivable - VR Fees	487,570
	<hr/>
Total Current Assets	8,205,757

RESTRICTED ASSETS

Investments-debt service	1,214,979
Investments-bond construction	5,338,383
	<hr/>
Total Restricted Assets	6,553,362

CAPITAL ASSETS

Construction in progress	83,015,976
	<hr/>
Total Capital Assets	83,015,976

TOTAL ASSETS	\$ 97,775,096
	<hr/> <hr/>

LIABILITIES AND NET POSITION

CURRENT LIABILITIES

Unearned Revenue - Overweight Permit Escrow	\$ 5,680
	<hr/>
Total Current Liabilities	5,680

RESTRICTED LIABILITIES

Accrued Interest - Bonds	-
Current Portion of Long-Term Debt	1,105,000
Current Portion of Bond Premium	76,452
	<hr/>
Total Restricted Liabilities	1,181,452

LONG-TERM LIABILITIES

2013 VRF Bonds Payable	58,275,000
Bond Premium	2,064,192
	<hr/>
Total Long-Term Liabilities	60,339,192
	<hr/>
Total Liabilities	61,526,324

NET POSITION

Investment in Capital Assets, Net of Related Debt	26,833,715
Debt Service	1,214,979
Unrestricted	8,200,077
	<hr/>
Total Net Position	36,248,772

TOTAL LIABILITIES AND NET POSITION	\$ 97,775,096
	<hr/> <hr/>

41 -HCRMA-GENERAL

ACCOUNT#	TITLE		
ASSETS			
=====			
41-1-1100	GENERAL OPERATING	582,151.63	
41-1-1101	PLEDGE AGREEMENTS-CITIES	0.00	
41-1-1102	POOL INVESTMENTS	7,130,355.19	
41-1-1103	TEXSTAR-INVESTMENT-VRF	0.00	
41-1-1110	CLEARING ACCOUNT-WT 000-VRF	0.00	
41-1-1113	ACCOUNTS RECIEVABLES-VR FEES	487,570.00	
41-1-1113-1	PROMILES-PREPAID/ESCROW OVERWE	5,680.00	
41-1-1118	CONSTRUCTION IN PROGRESS	83,015,975.71	
41-1-1120	EQUIPMENT	0.00	
41-1-1121	FURNITURE & FIXTURES	0.00	
41-1-1122	COMPUTER EQUIP/SOFTWARE	0.00	
41-1-1123	ACCUMULATED DEPRECIATION	0.00	
		<u>91,221,732.53</u>	
TOTAL ASSETS			91,221,732.53
=====			
LIABILITIES			
=====			
41-2-1212	ACCOUNTS PAYABLE	0.00	
41-2-1213-1	UNEARNED REV.-OVERWEIGHT	5,680.00	
41-2-1213-9	CURRENT-UNAMORTIZED PREMIUM	76,451.51	
41-2-1214-1	BONDS PAYABLE-CURRENT	1,105,000.00	
41-2-1214-2	BONDS PAYABLE-LONG TERM PORTIO	58,275,000.00	
41-2-1214-3	UNAMORTIZED PREMIUM ON BOND	2,064,191.71	
41-2-1401	FUND BALANCE-RESTRIC' N FOR IM	0.00	
TOTAL LIABILITIES		<u>61,526,323.22</u>	
=====			
EQUITY			
=====			
41-3-1400	FUND BALANCE	<u>28,650,191.72</u>	
TOTAL BEGINNING EQUITY		28,650,191.72	
TOTAL REVENUE		4,094,610.73	
TOTAL EXPENSES		<u>3,049,393.14</u>	
TOTAL REVENUE OVER/(UNDER) EXPENSES		1,045,217.59	
TOTAL EQUITY & REV. OVER/(UNDER) EXP.		<u>29,695,409.31</u>	
TOTAL LIABILITIES, EQUITY & REV.OVER/(UNDER) EXP.			91,221,732.53
=====			

C I T Y O F P H A R R
REVENUE REPORT FOR PERIOD ENDING:
JULY 31ST, 2016

1

FUND: 41 -HCRMA-GENERAL

% OF YEAR COMPLETED: 58.33

ACCOUNT NO#	TITLE	CURRENT MONTH REVENUES	YEAR TO DATE REVENUES	AMOUNT BUDGETED	BUDGET BALANCE	PERCENT USED
HCRMA						
4-1504	VEHICLE REGISTRATION FEES	487,570.14	3,853,121.67	5,600,000.00	1,746,878.33	68.81
4-1504-1	VFR DIVIDENDS/INTEREST	0.00	0.00	0.00	0.00	0.00
4-1505-5	PROMILES-OW/OS PERMIT FEES	25,911.00	149,283.00	135,000.00	(14,283.00)	110.58
4-1505-9	CONTRIBUTIONS-CITY	0.00	80,000.00	0.00	(80,000.00)	0.00
4-1506	INTEREST REVENUE	26.54	496.74	1,200.00	703.26	41.40
4-1506-2	INTEREST INCOME-TEKSTAR GEN OP	52.45	325.85	0.00	(325.85)	0.00
4-1506-3	INTEREST INCOME-TEKSTAR VRF	2,285.00	11,383.47	0.00	(11,383.47)	0.00
4-1590	BONDS PROCEEDS	<u>0.00</u>	<u>0.00</u>	<u>0.00</u>	<u>0.00</u>	<u>0.00</u>
	TOTAL HCRMA	515,845.13	4,094,610.73	5,736,200.00	1,641,589.27	71.38
48-INTERFUND TRANSFERS						
4-4800	TRANSFER IN - BOND CONSTRUCTION	<u>0.00</u>	<u>0.00</u>	<u>386,280.00</u>	<u>386,280.00</u>	<u>0.00</u>
	TOTAL 48-INTERFUND TRANSFERS	0.00	0.00	386,280.00	386,280.00	0.00
** TOTAL FUND REVENUES **		515,845.13	4,094,610.73	6,122,480.00	2,027,869.27	66.88

C I T Y O F P H A R R
EXPENSE REPORT FOR PERIOD ENDING:
JULY 31ST, 2016

FUND: 41 -HCRMA-GENERAL

% OF YEAR COMPLETED: 58.33

ACCOUNT NO#	TITLE	CURRENT MONTH EXPENSES	YEAR-TO-DATE EXPENSES	YEAR TO DATE ENCUMBRANCES	AMOUNT BUDGET	BUDGET BALANCE	PERCENT USED
HRMA							
GENERAL							
10-							
52900-1000	WAGES & BENEFITS	64,451.54	467,680.10	0.00	1,001,056.00	533,375.90	46.72
52900-1030	TEMPORARY EMPLOYEES	0.00	0.00	0.00	5,000.00	5,000.00	0.00
TOTAL 10-		64,451.54	467,680.10	0.00	1,006,056.00	538,375.90	46.49
11-PERSONNEL SERVICES							
52900-1100	OFFICE SUPPLIES	792.85	16,650.36	0.00	16,000.00	(650.36)	104.06
TOTAL 11-PERSONNEL SERVICES		792.85	16,650.36	0.00	16,000.00	(650.36)	104.06
12-							
52900-1200	REPAIRS & MAINTENANCE	0.00	0.00	0.00	2,000.00	2,000.00	0.00
TOTAL 12-		0.00	0.00	0.00	2,000.00	2,000.00	0.00
16-							
52900-1606	UTILITIES	169.80	1,529.62	0.00	2,000.00	470.38	76.48
52900-1607	CONTRACTUAL ADM/IT SERVICES	0.00	0.00	0.00	20,000.00	20,000.00	0.00
52900-1610	DUES & SUBSCRIPTIONS	0.00	26,158.00	0.00	28,000.00	1,842.00	93.42
52900-1611	POSTAGE/FEDEX/COURTIER	99.25	1,546.03	0.00	3,500.00	1,953.97	44.17
52900-1621	INSURANCE-E&O	0.00	0.00	0.00	800.00	800.00	0.00
52900-1622	INSURANCE-SURETY	0.00	0.00	0.00	800.00	800.00	0.00
52900-1623	INSURANCE-LETTER OF CREDIT	0.00	0.00	0.00	5,000.00	5,000.00	0.00
52900-1630	BUSINESS MEALS	0.00	87.68	0.00	0.00	(87.68)	0.00
52900-1640	ADVERTISING	0.00	1,994.70	0.00	15,000.00	13,005.30	13.30
52900-1650	TRAINING	0.00	5,488.50	0.00	10,000.00	4,511.50	54.89
52900-1660	TRAVEL	157.34	17,639.85	0.00	30,000.00	12,360.15	58.80
52900-1662	PRINTING & PUBLICATIONS	0.00	1,494.51	0.00	15,000.00	13,505.49	9.96
TOTAL 16-		426.39	55,938.89	0.00	130,100.00	74,161.11	43.00

C I T Y O F P H A R R
EXPENSE REPORT FOR PERIOD ENDING:
JULY 31ST, 2016

FUND: 41 -HCRMA-GENERAL

% OF YEAR COMPLETED: 58.33

ACCOUNT NO#	TITLE	CURRENT MONTH EXPENSES	YEAR TO DATE EXPENSES	YEAR TO DATE ENCUMBRANCES	AMOUNT BUDGET	BUDGET BALANCE	PERCENT USED
17-							
52900-1705	ACCOUNTING FEES	0.00	24,612.50	0.00	45,000.00	20,387.50	54.69
52900-1710	LEGAL FEES	3,430.00	14,738.18	0.00	25,000.00	10,261.82	58.95
52900-1715	RENT-OFFICE	1,969.60	13,786.60	0.00	30,000.00	16,213.40	45.96
52900-1715-1	RENT-OFFICE EQUIPMENT	905.35	9,974.03	0.00	10,900.00	925.97	91.50
52900-1715-2	RENT-OTHER	0.00	0.00	0.00	5,000.00	5,000.00	0.00
52900-1716	CONTRACTUAL WEBSITE SERVICES	0.00	1,200.00	0.00	2,400.00	1,200.00	50.00
52900-1731	MISCELLANEOUS	0.01	2.13	0.00	1,000.00	997.87	0.21
52900-1732	PENALTIES & INTEREST	0.00	0.00	0.00	1,000.00	1,000.00	0.00
TOTAL 17-		6,304.96	64,313.44	0.00	120,300.00	55,986.56	53.46
18-							
52900-1850	CAPITAL OUTLAY	0.00	0.00	0.00	50,000.00	50,000.00	0.00
52900-1899	NON-CAPITAL	0.00	4,573.85	0.00	0.00	(4,573.85)	0.00
TOTAL 18-		0.00	4,573.85	0.00	50,000.00	45,426.15	9.15
19-							
52900-1999-2	TRANSFER OUT TO BOND CONSTRUCT	0.00	120,000.00	0.00	0.00	(120,000.00)	0.00
52900-1999-3	TRANSFER OUT TO DEBT	331,176.66	2,320,236.50	0.00	3,974,263.00	1,654,026.50	58.38
TOTAL 19-		331,176.66	2,440,236.50	0.00	3,974,263.00	1,534,026.50	61.40
TOTAL GENERAL		403,152.40	3,049,393.14	0.00	5,298,719.00	2,249,325.86	57.55
TOTAL HRMA		403,152.40	3,049,393.14	0.00	5,298,719.00	2,249,325.86	57.55
** TOTAL FUND EXPENSES **		403,152.40	3,049,393.14	0.00	5,298,719.00	2,249,325.86	57.55

BALANCE SHEET

AS OF: JULY 31ST, 2016

42 -HCRMA-DEBT SERVICE

ACCOUNT#	TITLE		
<hr/>			
ASSETS			
=====			
42-1-4105	WILMINGTON-DEBT SERVICE	<u>1,214,979.46</u>	
			<u>1,214,979.46</u>
TOTAL ASSETS			1,214,979.46
=====			
LIABILITIES			
=====			
EQUITY			
=====			
42-3-4400	FUND BALANCE	<u>92,215.91</u>	
TOTAL BEGINNING EQUITY		92,215.91	
TOTAL REVENUE		2,318,291.48	
TOTAL EXPENSES		<u>1,195,527.93</u>	
TOTAL REVENUE OVER/(UNDER) EXPENSES		1,122,763.55	
TOTAL EQUITY & REV. OVER/(UNDER) EXP.		<u>1,214,979.46</u>	
TOTAL LIABILITIES, EQUITY & REV.OVER/(UNDER) EXP.			1,214,979.46

*** THIS CITY OF PHARR REPORT WAS GENERATED BY THE CITY OF PHARR ***

8-12-2016 08:46 AM

C I T Y O F P H A R R
REVENUE REPORT FOR PERIOD ENDING:
JULY 31ST, 2016

1

FUND: 42 -HCRMA-DEBT SERVICE

% OF YEAR COMPLETED: 58.33

ACCOUNT NO#	TITLE	CURRENT MONTH REVENUES	YEAR TO DATE REVENUES	AMOUNT BUDGETED	BUDGET BALANCE	PERCENT USED
	HCRMA					
4-1506	INTEREST INCOME	<u>8.78</u>	<u>54.86</u>	<u>0.00</u>	(<u>54.86</u>)	<u>0.00</u>
	TOTAL HCRMA	8.78	54.86	0.00	(54.86)	0.00
	HCRMA-FUND 42					
4-1999	TRANSFERS IN-FROM GENERAL FUND	<u>331,176.66</u>	<u>2,318,236.62</u>	<u>3,974,263.00</u>	<u>1,656,026.38</u>	<u>58.33</u>
	TOTAL HCRMA-FUND 42	331,176.66	2,318,236.62	3,974,263.00	1,656,026.38	58.33
	** TOTAL FUND REVENUES **	331,185.44	2,318,291.48	3,974,263.00	1,655,971.52	58.33

8-12-2016 08:47 AM

CITY OF PHARR
EXPENSE REPORT FOR PERIOD ENDING:
JULY 31ST, 2016

1

FUND: 42 -HCRMA-DEBT SERVICE

% OF YEAR COMPLETED: 58.33

ACCOUNT NO#	TITLE	CURRENT MONTH EXPENSES	YEAR TO DATE EXPENSES	YEAR TO DATE ENCUMBRANCES	AMOUNT BUDGET	BUDGET BALANCE	PERCENT USED
HRMA-DEBT SERVICE							
=====							
GENERAL							

46-							
47-							
52900-4703-1	INTEREST EXPENSE-VRF 13 BOND	0.00	1,195,527.93	0.00	0.00	(1,195,527.93)	0.00
	TOTAL 47-	0.00	1,195,527.93	0.00	0.00	(1,195,527.93)	0.00
49-							
	TOTAL GENERAL	0.00	1,195,527.93	0.00	0.00	(1,195,527.93)	0.00
	TOTAL HRMA-DEBT SERVICE	0.00	1,195,527.93	0.00	0.00	(1,195,527.93)	0.00
	** TOTAL FUND EXPENSES **	0.00	1,195,527.93	0.00	0.00	(1,195,527.93)	0.00

BALANCE SHEET

AS OF: JULY 31ST, 2016

43 -HCRMA-BOND CONSTRUCTION

ACCOUNT#	TITLE		
<hr/>			
ASSETS			
=====			
43-1-8102	WILMINGTON-BOND CONSTRUCTION	<u>5,333,383.41</u>	
			<u>5,333,383.41</u>
TOTAL ASSETS			5,333,383.41
=====			
LIABILITIES			
=====			
EQUITY			
=====			
43-3-8400	FUND BALANCE	<u>11,170,732.91</u>	
	TOTAL BEGINNING EQUITY	11,170,732.91	
TOTAL REVENUE		978,188.82	
TOTAL EXPENSES		<u>6,815,538.32</u>	
TOTAL REVENUE OVER/(UNDER) EXPENSES		(5,837,349.50)	
TOTAL EQUITY & REV. OVER/(UNDER) EXP.			<u>5,333,383.41</u>
TOTAL LIABILITIES, EQUITY & REV.OVER/(UNDER) EXP.			5,333,383.41
=====			

C I T Y O F P H A R R
REVENUE REPORT FOR PERIOD ENDING:
JULY 31ST, 2016

1

FUND: 43 -HCRMA-BOND CONSTRUCTION

% OF YEAR COMPLETED: 58.33

ACCOUNT NO#	TITLE	CURRENT MONTH REVENUES	YEAR TO DATE REVENUES	AMOUNT BUDGETED	BUDGET BALANCE	PERCENT USED
47-GRANTS						
4-4700	STATE GRANT	6,367.50	840,367.50	0.00	(840,367.50)	0.00
4-4710	CITY CONTRIBUTION	<u>0.00</u>	<u>80,000.00</u>	<u>0.00</u>	(<u>80,000.00</u>)	<u>0.00</u>
	TOTAL 47-GRANTS	6,367.50	920,367.50	0.00	(920,367.50)	0.00
48-INTERFUND TRANSFERS						
83-HCRMA BOND CONSTRUCT						
85-HCRMA BOND CONSTRUCT						
4-8560	INTEREST INCOME	4.84	16.81	0.00	(16.81)	0.00
4-8560-1	INTEREST INCOME-TEX STAR	<u>2,365.93</u>	<u>17,804.51</u>	<u>0.00</u>	(<u>17,804.51</u>)	<u>0.00</u>
	TOTAL 85-HCRMA BOND CONSTRUCT	2,370.77	17,821.32	0.00	(17,821.32)	0.00
8 -HCRMA BOND CONSTRUCT						
4-8999	TRANSFER IN- GENERAL FUND	<u>0.00</u>	<u>40,000.00</u>	<u>0.00</u>	(<u>40,000.00</u>)	<u>0.00</u>
	TOTAL 89-HCRMA BOND CONSTRUCT	0.00	40,000.00	0.00	(40,000.00)	0.00
** TOTAL FUND REVENUES **		8,738.27	978,188.82	0.00	(978,188.82)	0.00

C I T Y O F P H A R R
EXPENSE REPORT FOR PERIOD ENDING:
JULY 31ST, 2016

FUND: 43 -HCRMA-BOND CONSTRUCTION

% OF YEAR COMPLETED: 58.33

ACCOUNT NO#	TITLE	CURRENT MONTH EXPENSES	YEAR TO DATE EXPENSES	YEAR TO DATE ENCUMBRANCES	AMOUNT BUDGET	BUDGET BALANCE	PERCENT USED
HRMA-BOND CONSTRUCTION							

GENERAL							

86-							
87-							
52900-8710	LEGAL & PROFESSIONAL	29,468.45	139,506.49	0.00	0.00	(139,506.49)	0.00
52900-8750	CONSTRUCTION SOFTWARE	0.00	46,332.50	0.00	0.00	(46,332.50)	0.00
TOTAL 87-		29,468.45	185,838.99	0.00	0.00	(185,838.99)	0.00
88-CAPITAL EXPENDITURES							
52900-8800	CONSULTING & ENGINEERING	241,795.10	1,278,503.28	0.00	0.00	(1,278,503.28)	0.00
52900-8810	SH 365 - ENVIROMENTAL	56,577.61	79,103.08	0.00	0.00	(79,103.08)	0.00
52900-8810-1	SH 365 - DESIGN	48,698.83	516,034.06	0.00	0.00	(516,034.06)	0.00
52900-8810-2	SH 365 - ACQUISITION	32,870.00	339,248.83	0.00	0.00	(339,248.83)	0.00
52900-8810-3	SH365-ROW	24,335.00	3,642,128.35	0.00	0.00	(3,642,128.35)	0.00
52900-8820-1	IBTC - DESIGN	53,909.85	217,561.66	0.00	0.00	(217,561.66)	0.00
52900-8820-2	IBCT - ACQUISITION	2,750.00	39,795.00	0.00	0.00	(39,795.00)	0.00
52900-8820-3	IBTC - ROW	1,433.25	(2,360,471.02)	0.00	0.00	2,360,471.02	0.00
52900-8830-4	US 281/BSIF - CONSTRUCTION	1,075,545.91	2,877,796.09	0.00	0.00	(2,877,796.09)	0.00
TOTAL 88-CAPITAL EXPENDITURES		1,537,915.55	6,629,699.33	0.00	0.00	(6,629,699.33)	0.00
89-							
52900-8999-2	TRANSFERS OUT GENERAL FUND	0.00	0.00	0.00	386,280.00	386,280.00	0.00
TOTAL 89-		0.00	0.00	0.00	386,280.00	386,280.00	0.00
TOTAL GENERAL		1,567,384.00	6,815,538.32	0.00	386,280.00	(6,429,258.32)	764.40
TOTAL HRMA-BOND CONSTRUCTION		1,567,384.00	6,815,538.32	0.00	386,280.00	(6,429,258.32)	764.40
** TOTAL FUND EXPENSES **		1,567,384.00	6,815,538.32	0.00	386,280.00	(6,429,258.32)	764.40

This Page
Intentionally
Left Blank

Item 2D

HIDALGO COUNTY REGIONAL MOBILITY AUTHORITY

AGENDA RECOMMENDATION FORM

BOARD OF DIRECTORS	<u> X </u>	AGENDA ITEM	<u> 2D </u>
PLANNING COMMITTEE	<u> </u>	DATE SUBMITTED	<u> 08/12/16 </u>
FINANCE COMMITTEE	<u> </u>	MEETING DATE	<u> 08/23/16 </u>
TECHNICAL COMMITTEE	<u> </u>		

1. Agenda Item: **RESOLUTION 2016-101 – AUTHORIZATION TO REMOVE CARLOS MONTEMAYOR AND NYDIA RODRIGUEZ, CITY OF PHARR FINANCE, FROM INQUIRY ACCESS AND THE ADDITION OF MICHAEL GONZALEZ AND LIZETTE GOMEZ, CITY OF PHARR FINANCE, FOR INQUIRY ACCESS ON PLAINSCAPITAL BANK, TEXSTAR, LOGIC, AND WILMINGTON TRUST ACCOUNTS.**
2. Nature of Request: (Brief Overview) Attachments: X Yes No

Consideration and authorization for the removal of Carlos Montemayor and Nydia Rodriguez, City of Pharr Finance, from inquiry access and addition of Michael Gonzalez and Lizette Gomez, City of Pharr, for inquiry access on same accounts.
3. Policy Implication: Board Policy, Local Government Code, Texas Government Code, Texas Transportation Code, TxDOT Policy
4. Budgeted: Yes No X N/A
5. Staff Recommendation: **Motion to approve Resolution 2016-101 – Authorization to remove Carlos Montemayor and Nydia Rodriguez, City of Pharr Finance, from inquiry access and the addition of Michael Gonzalez and Lizette Gomez, City of Pharr Finance, for inquiry access on all PlainsCapital Bank, TexSTAR, LOGIC, and Wilmington Trust accounts as presented.**
6. Program Manager's Recommendation: Approved Disapproved X None
7. Planning Committee's Recommendation: Approved Disapproved X None
8. Board Attorney's Recommendation: Approved Disapproved X None
9. Chief Auditor's Recommendation: X Approved Disapproved None
10. Chief Financial Officer's Recommendation: X Approved Disapproved None
11. Executive Director's Recommendation: X Approved Disapproved None



Memorandum

To: S. David Deanda Jr., Chairman

From: Pilar Rodriguez, PE, Executive Director

Date: August 12, 2016

Re: **Resolution 2016-101 - Authorization to Remove Carlos Montemayor and Nydia Rodriguez, City of Pharr Finance, from inquiry access and the addition of Michael Gonzalez and Lizette Gomez, City of Pharr Finance, for inquiry access on all PlainsCapital Bank, TexSTAR, LOGIC, and Wilmington Trust Accounts**

Background

In November 2015, the Board of Directors approved a resolution granting the City of Pharr Finance Personnel inquiry access on all PlainsCapital Bank, TexSTAR, and Wilmington Trust Accounts. In January 2016, the HCRMA transferred its financial statement preparation and accounts payable responsibility to the City of Pharr. Since that time, both Carlos Montemayor and Nydia Rodriguez are no longer with the City of Pharr.

Goal

Continuation of City of Pharr Finance to prepare the financial statements and accounts payable for the Hidalgo County Regional Mobility Authority with current City of Pharr Finance Personnel.

Options

The removal and addition of personnel having inquiry access may be disapproved.

Recommendation

Based on review by this office, **approval of Resolution 2016-101 – Authorization to Remove Carlos Montemayor and Nydia Rodriguez, City of Pharr Finance, from inquiry access and the addition of Michael Gonzalez and Lizette Gomez, City of Pharr Finance, for inquiry access on all PlainsCapital Bank, TexSTAR, LOGIC, and Wilmington Trust Accounts is recommended.**

If you should have any questions or require additional information, please advise.

HIDALGO COUNTY REGIONAL MOBILITY AUTHORITY
BOARD RESOLUTION NO. 2016-101

RESOLUTION AUTHORIZING THE REMOVAL OF CARLOS MONTEMAYOR AND
NYDIA RODRIGUEZ, CITY OF PHARR FINANCE, FROM INQUIRY ACCESS AND THE
ADDITION OF MICHAEL GONZALEZ AND LIZETTE GOMEZ, CITY OF PHARR
FINANCE, FOR INQUIRY ACCESS ON ALL PLAINSCAPITAL BANK, TEXSTAR,
LOGIC, AND WILLMINGTON TRUST ACCOUNTS

THIS RESOLUTION is adopted this 23rd day of August, 2016 by the Board of Director of the Hidalgo County Regional Mobility Authority.

WHEREAS, the Hidalgo County Regional Mobility Authority (the “Authority”), acting through its Board of Directors (the “Board”); is a regional mobility authority created pursuant to Chapter 370, Texas Transportation Code, as amended (the “Act”); and

WHEREAS, the Authority was created by Order of Hidalgo County (the “County”) dated October 26, 2004; Petition of the County dated April 21, 2005; and a Minute Order of the Texas Transportation Commission (the “Commission”) dated November 17, 2005, pursuant to provisions under the Act the Authority; and

WHEREAS, the Authority has established a certain bank account with PlainsCapital Bank, TexSTAR, LOGIC, and Wilmington Trust; and

WHEREAS, it has become necessary to remove inquiry access from Carlos Montemayor and Nydia Rodriguez, City of Pharr Finance Personnel, on the PlainsCapital, TexSTAR and Wilmington Trust accounts; and

WHEREAS, it has become necessary to grant inquiry access to Michael Gonzales and Lizette Gomez, City of Pharr Finance Personnel, to the PlainsCapital, TexSTAR, LOGIC, and Wilmington Trust accounts;

NOW, THEREFORE, BE IT RESOLVED BY THE BOARD OF DIRECTOR OF THE HIDALGO COUNTY REGIONAL MOBILITY AUTHORITY THAT:

- Section 1. The recital clauses are incorporated in the text of this Resolution as if fully restated.
- Section 2. The Board authorizes the removal of Carlos Montemayor and Nydia Rodriguez, City of Pharr Finance Personnel, from inquiry access on the PlainsCapital, TexSTAR and Wilmington Trust accounts.

Section 3. The Board authorizes the addition of Michael Gonzales and Lizette Gomez, City of Pharr Finance Personnel, for inquiry access to the PlainsCapital, TexSTAR, LOGIC, and Wilmington Trust accounts.

PASSED AND APPROVED AS TO BE EFFECTIVE IMMEDIATELY BY THE BOARD OF DIRECTORS OF THE HIDALGO COUNTY REGIONAL MOBILITY AUTHORITY AT A REGULAR MEETING on the 23rd day of August, 2016, at which meeting a quorum was present.

S. David Deanda Jr., Chairman

Attest:

Ricardo Perez, Secretary/Treasurer

This Page
Intentionally
Left Blank

Item 2E

HIDALGO COUNTY REGIONAL MOBILITY AUTHORITY

AGENDA RECOMMENDATION FORM

BOARD OF DIRECTORS	<u> X </u>	AGENDA ITEM	<u> 2E </u>
PLANNING COMMITTEE	<u> </u>	DATE SUBMITTED	<u> 08/08/16 </u>
FINANCE COMMITTEE	<u> </u>	MEETING DATE	<u> 08/23/16 </u>
TECHNICAL COMMITTEE	<u> </u>		

1. Agenda Item: **RESOLUTION 2016-102 – AUTHORIZING MARIA ALANIZ AS A SIGNATORY FOR THE HIDALGO COUNTY REGIONAL MOBILITY AUTHORITY CREDIT CARD WITH PLAINSCAPITAL BANK AND AUTHORIZING A SINGLE TRANSACTION LIMIT OF \$2,500 AND MONTHLY LIMIT OF \$5,000.**
2. Nature of Request: (Brief Overview) Attachments: X Yes No

Consideration and authorization for Maria Alaniz as a signatory on the HCRMA credit card and authorization of a single transaction limit of \$2,500 and monthly credit limit of \$5,000.
3. Policy Implication: Board Policy, Local Government Code, Texas Government Code, Texas Transportation Code, TxDOT Policy
4. Budgeted: Yes No X N/A
5. Staff Recommendation: **Motion to approve Resolution 2016-102 – Authorizing Maria Alaniz as a signatory on Hidalgo County Regional Mobility Authority Credit Card with PlainsCapital Bank and authorizing a single transaction limit of \$2,500 and a monthly credit limit of \$5,000 as presented.**
6. Program Manager's Recommendation: Approved Disapproved X None
7. Planning Committee's Recommendation: Approved Disapproved X None
8. Board Attorney's Recommendation: Approved Disapproved X None
9. Chief Auditor's Recommendation: Approved Disapproved X None
10. Chief Financial Officer's Recommendation: X Approved Disapproved None
11. Construction Engineer's Recommendation: Approved Disapproved None
12. Executive Director's Recommendation: X Approved Disapproved None



Memorandum

To: Rance G. Sweeten, Chairman

From: Pilar Rodriguez, PE, Executive Director

Date: August 8, 2016

Re: **Resolution 2016-102 - Authorizing Maria E. Alaniz on the HCRMA Credit Card with PlainsCapital Bank and Authorizing a Single Limit Transaction of \$2,500 and a monthly credit limit of \$5,000**

Background

On September 20, 2012, the Board of Directors authorized Flor E. Koll as an authorized signatory for the credit card issued by PlainsCapital (formerly First National Bank) with a \$2,500 single transaction limit and a monthly limit of \$5,000. On June 18, 2014, the Board of Directors authorized Celia Gaona as an authorized signatory for the credit card issued by PlainsCapital with a \$1,500 single transaction limit and a monthly limit of \$3,000. On April 26, 2016, the Board of Directors authorized Sergio Mandujano as an authorized signatory for the credit card issued by PlainsCapital with a \$1,500 single transaction limit and a monthly limit of \$3,000.

Goal

In order to maintain continuity of HCRMA operations and accountability of credit card expenditures, staff is requesting authorization to add Maria Alaniz as an authorized signatory for the credit card issued by PlainsCapital Bank. In addition, a \$2,500 maximum single transaction limit and a \$5,000 maximum credit limit are also requested to keep control of credit card expenditures. Authorization is also requested to increase Maria's monthly credit card limit to \$7,000, if it becomes an operational necessity.

Options

The Board may choose not to approve authorization; however, day to day operations may be impacted.

Recommendation

Based on review by this office, approval of Resolution 2016-102 – Authorizing Maria E. Alaniz as a Signatory for the Hidalgo County Regional Mobility Authority credit card issued by PlainsCapital Bank and Authorizing a single transaction limit of \$2,500 and a monthly credit limit of \$3,000 is recommended.

If you should have any questions or require additional information, please advise.

HIDALGO COUNTY REGIONAL MOBILITY AUTHORITY

BOARD RESOLUTION NO. 2016-102

AUTHORIZING MARIA E. ALANIZ AS A SIGNATORY FOR HIDALGO COUNTY REGIONAL MOBILITY AUTHORITY CREDIT CARD ISSUED BY PLAINSCAPITAL BANK AND AUTHORIZING A SINGLE TRANSACTION LIMIT OF \$2,500 AND A MONTHLY CREDIT LIMIT OF \$5,000

THIS RESOLUTION is adopted this 23rd day of August, 2016 by the Board of Director of the Hidalgo County Regional Mobility Authority.

WHEREAS, the Hidalgo County Regional Mobility Authority (the “Authority”), acting through its Board of Directors (the “Board”); is a regional mobility authority created pursuant to Chapter 370, Texas Transportation Code, as amended (the “Act”); and

WHEREAS, the Authority was created by Order of Hidalgo County (the “County”) dated October 26, 2004; Petition of the County dated April 21, 2005; and a Minute Order of the Texas Transportation Commission (the “Commission”) dated November 17, 2005, pursuant to provisions under the Act the Authority; and

WHEREAS, the Authority has established certain bank accounts with PlainsCapital; and

WHEREAS, it has become necessary to add an authorized signatory for the credit card issued to the Hidalgo County Regional Mobility Authority by PlainsCapital Bank;

NOW, THEREFORE, BE IT RESOLVED BY THE BOARD OF DIRECTOR OF THE HIDALGO COUNTY REGIONAL MOBILITY AUTHORITY THAT:

2. The Board of Directors authorizes the addition of Maria E. Alaniz, Administrative Assistant, as a signatory on the credit card issued by PlainsCapital Bank.
3. The Board of Directors authorizes a maximum single transaction limit of \$2,500 and a monthly credit limit of \$5,000 for the credit card issued to Maria E. Alaniz.
4. The Board of Director authorizes Pilar Rodriguez, Executive Director, to increase the monthly credit limit to a maximum of \$7,000, if necessary.

PASSED AND APPROVED AS TO BE EFFECTIVE IMMEDIATELY BY THE BOARD OF DIRECTORS OF THE HIDALGO COUNTY REGIONAL MOBILITY AUTHORITY AT A REGULAR MEETING on the 23rd day of August, 2016, at which meeting a quorum was present.

S. David Deanda, Jr., Chairman

Attest:

Ricardo Perez, Secretary/Treasurer

This Page
Intentionally
Left Blank

Item 2F

HIDALGO COUNTY REGIONAL MOBILITY AUTHORITY

AGENDA RECOMMENDATION FORM

BOARD OF DIRECTORS
PLANNING COMMITTEE
FINANCE COMMITTEE
TECHNICAL COMMITTEE

 X

AGENDA ITEM
DATE SUBMITTED
MEETING DATE

 2F
 08/09/16
 08/23/16

1. Agenda Item: **RESOLUTION 2016-103 - APPROVAL OF WORK AUTHORIZATION NUMBER 2 SUPPLEMENTAL 3 TO THE PROFESSIONAL SERVICE AGREEMENT WITH L&G ENGINEERS FOR A NO-COST TIME EXTENSION TO PROVIDE THE INTERNATIONAL BOUNDARIES AND WATER COMMISSION BRIDGE LAYOUTS FOR THE 365 TOLLWAY PROJECT.**
2. Nature of Request: (Brief Overview) Attachments: X Yes No
Consideration and Approval of Work Authorization Number 2 Supplemental 3 to the Professional Service Agreement with L&G Consulting Engineering to provide International Boundaries and Water Commission Bridge Layouts for the 365 Tollway Project
3. Policy Implication: Board Policy, Local Government Code, Texas Government Code, Texas Transportation Code, TxDOT Policy
4. Budgeted: x Yes No N/A
5. Staff Recommendation: **Motion to Approve Resolution 2016-103 - Approval of Work Authorization Number 2 Supplement Number 3 to the Professional Service Agreement with L&G Consulting Engineering for a no-cost time extension for a new termination date of December 31, 2016**
6. Program Manager's Recommendation: X Approved Disapproved None
7. Planning Committee's Recommendation: Approved Disapproved X None
8. Board Attorney's Recommendation: Approved Disapproved X None
9. Chief Auditor's Recommendation: Approved Disapproved X None
10. Chief Financial Officer's Recommendation: Approved Disapproved x None
11. Executive Director's Recommendation: X Approved Disapproved None



Project: SH365

- ☐ CMT Services
- ☐ Environmental
- ☒ Engineering **L&G Engineering**
- ☐ Geo-Technical
- ☐ Surveying

WORK AUTHORIZATION SUMMARY

RESOLUTION 2016-103

Work Authorization # 2 Supplemental # 3

Amount \$0.00

Approved Amendments:

Resolution No.	Description	Amount
2012-10	WA 1 - Schematic 4 lane, pavement design	\$ 998,837.67
2012-30	WA 1 - SUP 1 3.13 mile extension	\$ 310,893.87
2013-58	WA 2 - Geo-tech & bridge layouts	\$ 283,023.23
2013-64	WA 3 - PS&E Seg 2 FM396 to McColl Rd	\$ 3,719,885.81
2015-42	WA 2 SUP 1 - No Cost Extension	\$ 0.00
Subtotal from Cont. Page		\$ 151,851.43
Total Approved WA		\$ 5,464,492.01

Proposed Work Authorization and/or Supplemental

2016-104

\$ 0.00

Goal and Options:

Approved of Work Authorization 2 Supplemental 3 to the Professional Service Agreement with L&G Engineering for a no-cost time extension to provide the International Boundaries and Water Commission Bridge layouts for the 365 Tollway Project the termination date shall now be December 31, 2016.

Staff is recommending approval of this request in the amount of \$ 0.00

Proposed total approved WA and/or Supplementals \$ 5,464,492.01

Requested By:

Ramon Navarro, IV, P.E.
Chief Construction Eng.

Work Authorizations Cont...**Resolution No.** 2016-103

Resolution No.	Description	Amount
2015-43	WA 3 Sup 1 - No Cost Time Extension	\$ 0.00
2015-81	WA 2 Sup 2 - No Cost Time Extension	\$ 0.00
2015-82	WA 3 Sup 2 - No Cost Time Extension	\$ 0.00
2016-18	WA 3 Sup 3 - Concrete pavement design	\$ 117,011.65
2016-93	WA 3 Sup 4 - Revise Final PS&E	\$ 34,839.78

Subtotal	<hr/>	\$ 151,851.43
----------	-------	---------------

HIDALGO COUNTY REGIONAL MOBILITY AUTHORITY BOARD
RESOLUTION No. 2016-103

**APPROVAL OF WORK AUTHORIZATION 2 SUPPLEMENTAL 3 TO THE PROFESSIONAL
SERVICE AGREEMENT WITH L&G ENGINEERING FOR A NO-COST TIME EXTENSION TO
PROVIDE THE INTERNATIONAL BOUNDARIES AND WATER COMMISSION BRIDGE
LAYOUTS FOR THE 365 TOLLWAY PROJECT**

THIS RESOLUTION is adopted this 23rd day of August 2016, the Board of Directors of the Hidalgo County Regional Mobility Authority at a regular meeting.

WHEREAS, the Hidalgo County Regional Mobility Authority (the "Authority"), acting through its Board of Directors (the "Board"), is a regional mobility authority created pursuant to Chapter 370, Texas Transportation Code, as amended (the "Act"); and

WHEREAS, the Authority is authorized by the Act to address mobility issues in and around Hidalgo County; and

WHEREAS, on April 13, 2011, the Authority awarded a Professional Service Agreement for engineering services to L&G Engineering (the "Consultant") for design work, including plans, specifications, and estimates, for the Trade Corridor Connector ("SH 365/TCC") and on May 2, 2012, by Resolution 2012-10, the Authority amended and restated that agreement (the "Amended and Restated Agreement") in the maximum payable amount of \$5,887,542.43; and

WHEREAS, on May 2, 2012, the Authority Approved Resolution 2012-10 Work Authorization 1 under the Amended and Restated Agreement in the amount of \$998,837.67; and

WHEREAS, on October 28, 2012, the Authority approved Resolution 2012-30 Work Authorization 1 Supplemental 1 to the Amended and Restated Agreement to perform preliminary engineering services for SH 365 from FM 396 to FM 1016 in the amount of \$310,893.87; and

WHEREAS, on November 21, 2012, the Authority approved Resolution 2012-36 the Amended and Restated professional service agreement with the Consultant to prepare plans, specifications and estimates for the revised SH 365 project limits from FM 1016 to East of McColl Road (Project Station 986+00) and to revise the DBE/HUB reporting requirements in the amount of \$27,558.89 for a revised maximum payable amount of \$5,915,101.32; and

WHEREAS, on November 20, 2013, the Authority approved by Resolution 2013-58 Work Authorization 2 to the Amended and Restated Professional Service Agreement with the Consultant to provide bridge layouts and geotechnical investigation for the proposed structure over the International Boundaries and Water Commission Interior Floodway in the amount of \$283,023.23; and

WHEREAS, on December 18, 2013, the Authority approved Resolution 2013-64 Work Authorization 3 to the Professional Service Agreement in the amount of \$3,719,885.81 for final plans, specifications and estimates for the State Highway 365 Project from McColl Road to FM 396; and

WHEREAS, on July 28, 2015, the Authority approved Resolution 2015-42 Work Authorization 2 Supplemental 1 to the Professional Service Agreement with the Consultant for a no-cost time extension to provide bridge layouts and geotechnical investigation for the proposed structure over the International Boundaries and Water Commission Interior Floodway; and

WHEREAS, on July 28, 2015, the Authority approved Resolution 2015-43 Work Authorization 3 Supplemental 1 to the Professional Service Agreement with the Consultant for a no-cost time extension to provide final plans, specifications and estimates for the State Highway 365 Project; and

WHEREAS, on July 28, 2015, the Authority approved Resolution 2015-81 Work Authorization 2 Supplemental 2 to the Professional Service Agreement with the Consultant for a no-cost time extension to provide bridge layouts and geotechnical investigation for the proposed structure over the International Boundaries and Water Commission Interior Floodway; and

WHEREAS, on December 15, 2015, the Authority approved Resolution 2015-82 Work Authorization 3 Supplemental 2 to the Professional Service Agreement with the Consultant for a no-cost time extension to provide final plans, specifications and estimates for the State Highway 365 Project; and

WHEREAS, on February 23, 2016 the Authority approved Resolution 2016-18 Work Authorization 3 Supplemental 3 to the Professional Service Agreement with L&G Engineering to revise the Plans, Specifications and Estimates to include concrete pavement for the State Highway 365 Segment 2 Project in the amount of \$117,011.65; and

WHEREAS, on June 28, 2016 the Authority approved Resolution 2016-84 Work Authorization 3 Supplemental 4 to the Professional Service Agreement with L&G Engineering to revise the final plans, specifications and estimates for Segment 2 of the 365 Tollway Project due to off-system designation and plan set consolidation required by the Texas Department of transportation in the amount of \$34,839.78; and

WHEREAS, the Authority finds it necessary to approve Work Authorization Number 2 Supplemental 3 to the Professional Service Agreement with L&G Engineering for a no-cost time extension to provide the International Boundaries and Water Commission bridge layouts for the 365 Tollway Project; and

**NOW THEREFORE, BE IT RESOLVED, BY THE BOARD
OF DIRECTORS OF THE HIDALGO COUNTY REGIONAL
MOBILITY AUTHORITY THAT:**

Section I. The recital clauses are incorporated in the text of this Resolution as if fully restated.

Section 2. The Board hereby approved Work Authorization 2 Supplemental 3 to the Professional Service Agreement with L&G Engineering for a no-cost time extension that shall now terminate on December 31, 2016; attached hereto as Exhibit A.

Section 3. The Board authorizes the Executive Director to execute Work Authorization 2 Supplemental 3 as approved.

PASSED AND APPROVED AS TO BE EFFECTIVE IMMEDIATELY BY THE BOARD OF DIRECTORS OF THE HIDALGO COUNTY REGIONAL MOBILITY AUTHORITY AT A REGULAR MEETING, duly posted and noticed, on the 23rd day of August 2016, at which meeting a quorum was present.

S. David Deanda, Jr., Chairman

Ricardo Perez, Secretary/Treasurer

EXHIBIT A

WORK AUTHORIZATION 2 SUPPLEMENTAL 3
TO THE AMENDED AND RESTATED
PROFESSIONAL SERVICE AGREEMENT
WITH L&G ENGINEERING
DATED APRIL 13, 2011, MAY 2, 2012 AND NOVEMBER 21, 2012

◆ Contract ◆

**Hidalgo County
Regional Mobility Authority
(HCRMA)(Authority)**

**ENGINEERING / DESIGN SERVICES
For SH 365 Segment 0032
From just West of FM 1016
To East of McColl Rd.
At Approx. STA 986+00**

Work Authorization No. 2 – Supplemental No. 3

August 23, 2016

L&G CONSULTING ENGINEERS, INC.

SWA NO. 3 TO WA NO. 2

SWA NO. 3 TO WA NO. 2

**EXHIBIT D-1
SUPPLEMENTAL WORK AUTHORIZATION NO. 3
TO WORK AUTHORIZATION NO. 2
AGREEMENT FOR ENGINEERING SERVICES**

THIS SUPPLEMENTAL WORK AUTHORIZATION is made pursuant to the terms and conditions of “Article V of that certain Professional Services Agreement for Engineering Services” (the Agreement) entered into by and between the Hidalgo County Regional Mobility Authority (Authority), and L&G Consulting Engineers, Inc. (the Engineer).

The following terms and conditions of Work Authorization No. 2 are hereby amended as follows:

Part IV: Work Authorization No. 2 shall now terminate on December 31, 2016 end of business.

IN WITNESS WHEREOF, this Supplemental Work Authorization is executed in duplicate counterparts and hereby accepted and acknowledged below.

THE ENGINEER

(Signature)

(Printed Name)

(Title)

(Date)

THE AUTHORITY

(Signature)
Pilar Rodriguez, PE

(Printed Name)
Executive Director

(Title)

(Date)

Item 2G

HIDALGO COUNTY REGIONAL MOBILITY AUTHORITY

AGENDA RECOMMENDATION FORM

BOARD OF DIRECTORS	<u> X </u>	AGENDA ITEM	<u> 2G </u>
PLANNING COMMITTEE	<u> </u>	DATE SUBMITTED	<u> 8/09/16 </u>
FINANCE COMMITTEE	<u> </u>	MEETING DATE	<u> 8/23/16 </u>
TECHNICAL COMMITTEE	<u> </u>		

1. Agenda Item: **RESOLUTION 2016-104 - APPROVAL OF WORK AUTHORIZATION 1 SUPPLEMENTAL 3 TO THE PROFESSIONAL SERVICE AGREEMENT WITH S&B INFRASTRUCTURE FOR A NO-COST TIME EXTENSION TO PROVIDE ROUTE STUDIES FOR THE 365 TOLLWAY PROJECT**

2. Nature of Request: (Brief Overview) Attachments: X Yes No
Consideration and Approval of Work Authorization 1 Supplemental 3 to the Professional Service Agreement with S&B Infrastructure to provide Route Studies for the 365 Tollway Project.

3. Policy Implication: Board Policy, Local Government Code, Texas Government Code, Texas Transportation Code, TxDOT Policy

4. Budgeted: x Yes No N/A

5. Staff Recommendation: **Motion to approve - Approval of Work Authorization Supplemental 3 to the Professional Service Agreement with S&B Infrastructure for a no-cost time extension to provides route studies for the 365 Tollway Project**

6. Program Manager's Recommendation: x Approved Disapproved None

7. Planning Committee's Recommendation: Approved Disapproved X None

8. Board Attorney's Recommendation: Approved Disapproved X None

9. Chief Auditor's Recommendation: Approved Disapproved X None

10. Chief Financial Officer's Recommendation: Approved Disapproved x None

11. Executive Director's Recommendation: X Approved Disapproved None



Project: SH365

- ☐ CMT Services
- ☐ Environmental
- ☒ Engineering **S&B Infrastructure**
- ☐ Geo-Technical
- ☐ Surveying

WORK AUTHORIZATION SUMMARY

RESOLUTION 2016-104

Work Authorization # 1 Supplemental # 3

Amount \$ 0.00

Approved Amendments:

Resolution No.	Description	Amount
2012-11	WA 1 Modified Contract	\$887,287.51
2012-37	WA1 Amended & Restated no change in cost	\$ 887,287.51
2013-63	WA 2 Final PS&E/NOTE .12 cent difference	\$ 3,611,450.16
2015-34	WA 2 Sup 1 Irrigation Details	\$ 100,244.60
2015-45	WA 1Sup 1 No Cost Time Extension	\$ 0.00
Subtotal from Cont. Page		\$ 551,892.66
Total Approved WA		\$ 5,150,874.93

Proposed Work Authorization and/or Supplemental
2016-105

\$ 0.00

Goal and Options:

Contract Amount

Approval of Work Authorization 1 Supplemental 3 to the Professional Service Agreement with S&B Infrastructure for a no-cost time extension to provide route studies for the 365 Tollway Project.
Extending termination date to December 31, 2016

Staff is recommending approval of this request in the amount of \$ 0.00
Proposed total approved WA and/or Supplementals \$ 5,150,874.93

Requested by:
Ramon Navarro, IV, P.E.
Chief Construction Eng.

Work Authorizations Cont...**Resolution No. 2016-104**

Resolution No.	Description	Amount
2015-53	WA 2 Sup2 I-Rd Steel Bridge Design	\$ 415,016.03
2015-83	WA 1 Sup 2 No Cost Time Extension	\$ 0.00
2015-84	WA 2 Sup 3 No Cost Time Extension	\$ 0.00
2016-16	WA 2 Sup 4 Concrete pavement design	\$ 101,638.21
2016-85	WA 1 Sup 3 No Cost Time Extension	\$ 35,238.42

Subtotal

\$ 551,892.66

HIDALGO COUNTY REGIONAL MOBILITY AUTHORITY

BOARD RESOLUTION No. 2016-104

**APPROVAL OF WORK AUTHORIZATION 1
SUPPLEMENTAL 3 TO THE PROFESSIONAL SERVICES
AGREEMENT WITH S&B INFRASTRUCTURE FOR A NO-
COST TIME EXTENSION TO PROVIDE ROUTE STUDIES
FOR THE 365 TOLLWAY PROJECT**

THIS RESOLUTION is adopted this 23rd day of August, 2016 by the Board of Directors of the Hidalgo County Regional Mobility Authority at a regular meeting.

WHEREAS, the Hidalgo County Regional Mobility Authority (the "Authority"), acting through its Board of Directors (the "Board"), is a regional mobility authority created pursuant to Chapter 370, Texas Transportation Code, as amended (the "Act"); and

WHEREAS, the Authority is authorized by the Act to address mobility issues in and around Hidalgo County; and

WHEREAS, on October 27, 2011, the Authority awarded a professional service agreement for engineering services to S&B Infrastructure (the "Consultant") for design work, including plans, specifications, and estimates, for the Trade Corridor Connector ("SH 365 TCC") and on May 2, 2012, by Resolution 2012-11, the Authority amended and restated that agreement (the "Amended and Restated Agreement") in the maximum payable amount of \$4,363,952.78; and

WHEREAS, on May 2, 2011 the Authority approved by Resolution 2012-11 Work Authorization 1 under the Amended and Restated Agreement in the amount of \$887,287.51; and

WHEREAS, on November 21, 2012, the Authority Amended and Restated by Resolution 2012-37 the professional service agreement with the Consultant to perform plans, specifications and estimates for the revised State Highway 365 (SH 365) project limits from East of McColl Road (Project Station 986+00) to US 281/Military Highway and to revise the DBE/HUB reporting requirements in the amount of \$350,386.28. The Consultants maximum payable amount was revised from \$4,363,952.78 to \$4,714,339.28 and Work Authorization 1 remained in the amount of \$887,287.51; and

WHEREAS, on December 18, 2013, the Authority approved by Resolution 2013-63 Work Authorization Number 2 to the Professional Service Agreement with S&B Infrastructure for final plans, specifications and estimates for the SH 365 Project from McColl Road to US 281/Military Highway in the amount of \$3,611,450.16; and

WHEREAS, on June 23, 2015, the Authority approved Resolution 2015-34 Work Authorization 2 Supplemental 1 to the Professional Service Agreement with S&B Infrastructure to provide irrigation details for the SH365 Project from McColl Road to US 281/Military Highway in the amount of \$100,244.60; and

WHEREAS, on July 28, 2015, the Authority approved Resolution 2015-45 Work Authorization 1 Supplemental 1 to the Professional Service Agreement with S&B Infrastructure for a no-cost time extension for State Highway 365 Segment I Schematics and Route Studies; and

WHEREAS, on July 28, 2015, the Authority approved Resolution 2015-53 Work Authorization 2 Supplemental 2 to the Professional Service Agreement with S&B Infrastructure to provide "I" Road Steel Bridge Design for the State Highway 365 Segment I Project in the amount of \$415,016.03; and

WHEREAS, on July 28, 2015, the Authority approved Resolution 2015-54 Amendment 1 to the Professional Service Agreement with S&B Infrastructure to increase the maximum payable amount for Work Authorization 2 Supplemental 2 in the amount of \$299,599.02 for a revised maximum payable amount of \$ 5,013,998.30; and

WHEREAS, on July 28, 2015, the Authority approved Resolution 2015-83 Work Authorization 1 Supplemental 2 to the Professional Service Agreement with S&B Infrastructure for a no-cost time extension; and

WHEREAS, on July 28, 2015, the Authority approved Resolution 2015-84 Work Authorization 2 Supplemental 3 to the Professional Service Agreement with S&B Infrastructure to provide a no-cost time extension ; and

WHEREAS, on February 23, 2016, the Authority approved by Resolution 2016-16 Work Authorization 2 Supplemental 4 to the Professional Service Agreement with S&B Infrastructure to revise the Plans, Specifications and Estimates to include concrete pavement for the State Highway 365 Segment 1 Project in the amount of \$101,638.21; and

WHEREAS, on February 23, 2016, the Authority approved by Resolution 2016-17 Amendment 2 to the Professional Service Agreement with S&B Infrastructure to increase the maximum payable amount for Work Authorization 2 Supplemental 4 in the amount of \$101,638.21 for a revised maximum payable amount of \$5,115,636.51; and

WHEREAS, on May 24, 2016, the Authority approved Resolution 2016-17 to the Professional Service Agreement with S&B Infrastructure to correct a mathematical error in Resolution 2012-37, maximum payable amount should read \$4,714,399.28, maximum payable amount remains in the amount of \$5,115,636.51; and

WHEREAS, on June 28, 2016, the Authority approved Resolution 2016-86 to the Professional Service Agreement with S&B Infrastructure to increase the maximum payable amount for Work Authorization 3 Supplemental 5 in the amount of \$46,624.06 for a revised maximum payable amount of \$5,162,260.57; and

WHEREAS, the Authority finds it necessary to approve Work Authorization 1 Supplemental 3 to the Professional Service Agreement with S&B Infrastructure for a no-cost time extension to provide routes to the 365 Tollway Project ;and

NOW THEREFORE, BE IT RESOLVED, BY THE BOARD OF DIRECTORS
OF THE HIDALGO COUNTY REGIONAL MOBILITY AUTHORITY THAT:

- Section 1. The recital clauses are incorporated in the text of this Resolution as if fully restated.
- Section 2. The Board hereby approves Work Authorization 1 Supplemental 3 to the Professional Service Agreement with S&B Infrastructure for a no-cost time extension that shall now terminate on December 31, 2016, attached hereto as Exhibit A.
- Section 3. The Board authorizes the Executive Director to execute Work Authorization 1 Supplemental 3 to the Professional Service Agreement with S&B Infrastructure as approved.

PASSED AND APPROVED AS TO BE EFFECTIVE IMMEDIATELY BY THE BOARD OF DIRECTORS OF THE HIDALGO COUNTY REGIONAL MOBILITY AUTHORITY AT A REGULAR MEETING, duly posted and noticed, on the 23rd day of August, 2016, at which meeting a quorum was present.

S. David Deanda Jr., Chairman

Ricardo Perez, Secretary/Treasurer

EXHIBIT A

APPROVAL OF WORK AUTHORIZATION 1 SUPPLEMENTAL 3 TO THE
PROFESSIONAL SERVICE AGREEMENT WITH S&B INFRASTRUCTURE
TO
AMENDED AND RESTATED PROFESSIONAL SERVICE AGREEMENT WITH
S&B INFRASTRUCTURE

◆ Contract ◆

**Hidalgo County
Regional Mobility Authority
(HCRMA)(Authority)**

**ENGINEERING / DESIGN SERVICES
For SH 365 Segment 0031
From just East of McColl Rd.
At Approx. STA 986+00
To US 281 Military Highway**

Work Authorization No. 1 – Supplemental No. 3

August 23, 2016

S&B Infrastructure, LTD

**ATTACHMENT D-1
SUPPLEMENTAL WORK AUTHORIZATION NO. 3
TO WORK AUTHORIZATION NO. 1
AGREEMENT FOR ENGINEERING SERVICES**

THIS SUPPLEMENTAL WORK AUTHORIZATION is made pursuant to the terms and conditions of “Article V of that certain Professional Services Agreement for Engineering Services” (the Agreement) entered into by and between the Hidalgo County Regional Mobility Authority (Authority), and S&B Infrastructure, LTD (the Engineer).

The following terms and conditions of Work Authorization No. 1 are hereby amended as follows:

Part IV: Work Authorization No. 1 shall now terminate on December 31, 2016 end of business.

IN WITNESS WHEREOF, this Supplemental Work Authorization is executed in duplicate counterparts and hereby accepted and acknowledged below.

THE ENGINEER

(Signature)

(Printed Name)

(Title)

(Date)

THE AUTHORITY

(Signature)
Pilar Rodriguez, PE

(Printed Name)
Executive Director

(Title)

(Date)

This Page
Intentionally
Left Blank

Item 2H

HIDALGO COUNTY REGIONAL MOBILITY AUTHORITY

AGENDA RECOMMENDATION FORM

BOARD OF DIRECTORS	<u> X </u>	AGENDA ITEM	<u> 2H </u>
PLANNING COMMITTEE	<u> </u>	DATE SUBMITTED	<u> 8/13/16 </u>
FINANCE COMMITTEE	<u> </u>	MEETING DATE	<u> 8/23/16 </u>
TECHNICAL COMMITTEE	<u> </u>		

1. Agenda Item: **RESOLUTION 2016-105 – APPROVAL OF WORK AUTHORIZATION NUMBER 7 TO THE PROFESSIONAL SERVICE AGREEMENT WITH SAMES ENGINEERING TO PROVIDE RIGHT OF WAY STAKING FOR VETERANS ROAD AND HI-LINE ROAD FOR UTILITY RELOCATIONS.**
2. Nature of Request: (Brief Overview) Attachments: X Yes No
Consideration and Approval of Work Authorization Number 7 For Right of Way Staking.
3. Policy Implication: Board Policy, Local Government Code, Texas Government Code, Texas Transportation Code, TxDOT Policy
4. Budgeted: X Yes No N/A
5. Staff Recommendation: **Motion To Approve Resolution 2016- 105 – Work Authorization Number 7 To The Professional Service Agreement With Sames Engineering To Provide Right of Way Staking For Veterans Road and Hi-Line Road For Utility Relocations.**
6. Program Manager's Recommendation: X Approved Disapproved None
7. Planning Committee's Recommendation: Approved Disapproved X None
8. Board Attorney's Recommendation: Approved Disapproved X None
9. Chief Auditor's Recommendation: Approved Disapproved X None
10. Chief Financial Officer's Recommendation: Approved Disapproved X None
11. Executive Director's Recommendation: X Approved Disapproved None



Project: IBTC

- ☐ CMT Services
- ☐ Environmental
- ☐ Engineering
- ☐ Geo-Technical
- ☒ Surveying **SAMES**

WORK AUTHORIZATION SUMMARY

RESOLUTION 2016-105

Work Authorization # 7 Supplemental # _____

Amount \$ 5,650.00

Approved Amendments:

Resolution No.	Description	Amount
2016-24	WA 1 Revised survey services for 365	\$ 2,935.00
2016-44	WA 2 Revised parcels for 365	\$ 13,567.50
2016-58	WA 3 Revise parcels for 365	\$ 13,085.00
2016-73	WA 4 Revise parcels - approved amount \$5085	\$ 4,060.00
2016-81	WA 5 Revise parcels	\$ 22,325.00
Subtotal from Cont. Page		\$ 4,080.00
Total Approved WA		\$ 60,052.50

Proposed Work Authorization and/or Supplemental

2016-105	ROW Staking for Veterans Rd. & Hi-Line Rd.	\$ 5,650.00
----------	--	--------------------

Goal and Options:

SAMES Engineering is to provide right of way staking for Veterans Road and Hi-Line Road for utility relocations.

Staff is recommending approval of this request in the amount of \$ 5,650.00
Proposed total approved WA and/or Supplementals \$ 65,702.50

Carlos Moreno, Land Acquisitor
Requested By:

Work Authorizations Cont...**Resolution No.** 2016-105

Resolution No.	Description	Amount
2016-98	WA 6 Modifications to 7, 7B & 9P2 for 365	\$ 4,080.00

Subtotal \$ 4,080.00

HIDALGO COUNTY REGIONAL MOBILITY AUTHORITY

BOARD RESOLUTION No. 2016-105

**APPROVAL OF WORK AUTHORIZATION 7 TO THE
PROFESSIONAL SERVICE AGREEMENT WITH SAMES
ENGINEERING TO PROVIDE RIGHT OF WAY STAKING
FOR VETERANS ROAD AND HI-LINE ROAD FOR
UTILITY RELOCATIONS**

THIS RESOLUTION is adopted this 23rd day of August 2016 by the Board of Directors of the Hidalgo County Regional Mobility Authority at a regular meeting.

WHEREAS, the Hidalgo County Regional Mobility Authority (the "Authority"), acting through its Board of Directors (the "Board"), is a regional mobility authority created pursuant to Chapter 370, Texas Transportation Code, as amended (the "Act");

WHEREAS, the Authority is authorized by the Act to address mobility issues in and around Hidalgo County;

WHEREAS, on February 22, 2012 the Authority approved Resolution 2012- 04, creating the Technical Committee, comprised of senior level engineers and professional from various communities and agencies in the jurisdiction of the Authority, to serve to advise the Board on procurement and consultant work products; and

WHEREAS, on February 22, 2012 the Authority approved Resolution 2012-04 authorizing the Executive Committee to determine the size, structure and scope of the Technical Committee, identify candidates and issue requests for participation; and

WHEREAS, on October 16, 2013 the Authority approved Resolution 2013-41 authorizing the use and structure of the Technical Committee to rate, rank and recommend a short list to the Board of Directors for the Statements of Qualifications for the International Bridge Trade Corridor Project for Engineering, Surveying and Geotechnical Services; and

WHEREAS, on November 20, 2014, the Authority approved Resolution 2013- 53 the Technical Committee has rated and ranked the Statements of Qualifications for the International Bridge Trade Corridor Project for Surveying Services and recommended that HCRMA staff be authorized to negotiate with all qualified Surveying Firms (Halff Associates, RODS Surveying, Quintanilla, Headley & Associates, Land Tech Consultants, R. Gutierrez Engineering, Melden & Hunt, DOS Land Surveying, SAMES, Bain Medina Bain, ROW Surveying Services and Fulcrum Consulting Services) to establish a surveying pool for the project; and

WHEREAS, on June 18, 2014, the Authority approved Resolution 2014-53 awarding professional service agreements to Halff Associates, RODS Surveying, Quintanilla, Headley & Associates, Land Tech Consultants, R. Gutierrez Engineering, Malden & Hunt, DOS Land Surveying, SAMES, Bain Medina Bain, ROW Surveying Services and Fulcrum Consulting Services for surveying services for the International Bridge Trade Corridor Project; and

WHEREAS, on February 23, 2016, the Authority approved Resolution 2016- 24 Work Authorization 1 to the Professional Service Agreement with SAMES, Inc. to provide revised survey for the SH 365 Segment 1 & 2 Parcel 16 in the amount of \$2,935.00; and

WHEREAS, on March 22, 2016, the Authority approved Resolution 2016-44 Work Authorization 2 to the Professional Service Agreement with SAMES, Inc. to provide revised parcels 13P1, 13P2, 22, 26, 31, 39 and Salinas parcel for State Highway 365 Project in the amount of \$13,567.50 for a revised amount of \$16,502.50 for Work Authorizations 1 and 2. The maximum payable amount remains at \$25,000; and

WHEREAS, ON April 26, 2016, the Authority approved Resolution 2016-58 Work Authorization 3 to the professional services agreement with SAMES Engineering to provide modifications to Parcel(s) 5 Part 5-AQ and 5 Part 5_R; 7 and 15 for State Highway 365 in the amount of \$13,085.00; and

WHEREAS, on May 26, 2016, the Authority approved Resolution 2016-79 Work Authorization 4 to the professional service agreement with SAMES Engineering to provide Parcels 5 B, 36 B and 80 for State Highway 365 in the amount of \$5,085.00 whereas only \$4,060.00 were expended; and

WHEREAS, on June 28, 2016, the Authority approved Resolution 2016-81 Work Authorization 5 to the professional service agreement with SAMES Engineering to provide parcels 107- A, 13P2, 102, 20, 108, 110, 111, 112 and 113 for the 365 Tollway Project in the amount of \$22,325.00; and

WHEREAS, on June 28, 2016, the Authority approved Resolution 2016-82 Contract Amendment 2 to the professional service agreement with SAMES Engineering for Work Authorization Numbers 4 & 5 in the amount of \$26,385.00 for a revised increase of a maximum payable amount of \$55,972.50; and

WHEREAS, on July 26, 2016, the Authority approved Resolution 2016-97 Work Authorization 3 Supplemental 1 to the professional service agreement with SAMES Engineering for a no-cost time extension for parcel revision to the 365 Tollway Project; and

WHEREAS, on July 26, 2016 the Authority approved Resolution 2016-98 Work Authorization 6 to the professional service agreement with SAMES Engineering to provide parcels 7, 7B, and 9P2 for Segment 2 of the 365 Tollway Project in the amount of \$4,080.00; and

WHEREAS, on July 26, 2016, the Authority approved Resolution 2016-99 Contract Amendment 3 to the professional service agreement with SAMES Engineering for Work Authorization Numbers 6 in the amount of \$4,080.00 for a revised increase of a maximum payable amount of \$60,052.50; and

WHEREAS, the Authority finds it necessary to approve Work Authorization 7 to the professional service agreement with SAMES Engineering to provide right of way staking for Veterans Road and Hi-Line Road for utility relocations in the amount of \$5,650.00.

NOW THEREFORE, BE IT RESOLVED, BY THE BOARD OF DIRECTORS OF THE HIDALGO COUNTY REGIONAL MOBILITY AUTHORITY THAT:

Section 1. The recital clauses are incorporated in the text of this Resolution as if fully restated.

Section 2. The Board hereby approves Work Authorization 7 to the professional service agreement with SAMES Engineering to the 365 Tollway Project in the amount of \$5,650.00 hereto attached as Exhibit A.

Section 3. The Board authorizes the Executive Director to execute the Work Authorization 7 to the Professional Services Agreement for Surveying Services with Same Engineering as approved.

PASSED AND APPROVED AS TO BE EFFECTIVE IMMEDIATELY BY THE BOARD OF DIRECTORS OF THE HIDALGO COUNTY REGIONAL MOBILITY AUTHORITY AT A REGULAR MEETING, duly posted and noticed, on the 23rd day of August 2016, at which meeting a quorum was present.

S. David Deanda, Jr., Chairman

Ricardo Perez, Secretary/Treasurer

Exhibit A

Work Authorization # 7
to
Professional Service Agreement
with
Sames Engineering
for
Surveying Services
for the
365 Tollway
Project

◆ Contract ◆

**Hidalgo County
Regional Mobility Authority
(HCRMA)(Authority)**

**SURVEYING SERVICES IBTC
Interchange with SH 365 to I-2 and
from the ValleyView Interchange to
FM 493**

Work Authorization No. 7

August 23, 2016

SAMES, Inc.

ATTACHMENT D-1

WORK AUTHORIZATION NO. 7 AGREEMENT FOR SURVEYING SERVICES

THIS WORK AUTHORIZATION is made pursuant to the terms and conditions of “Article V of that certain Professional Services Agreement for Surveying Services” (the Agreement) entered into by and between the Hidalgo County Regional Mobility Authority (Authority), and SAMEs, Inc. (the Surveyor).

PART I. The Surveyor will perform surveying services generally described as in accordance with the project description attached hereto and made a part of this Work Authorization. The responsibilities of the Authority and the Surveyor as well as the work schedule are further detailed in Exhibits A, B and C which are attached hereto and made a part of the Work Authorization.

PART II. The maximum amount payable under this Work Authorization is a total of \$5,650.00 and the method of payment is **Lump Sum**, as set forth in Attachment E of the Agreement. This amount is based upon fees set forth in Attachment E, Fee Schedule, of the Agreement and the Surveyor’s estimated Work Authorization costs included in Exhibit D, Fee Schedule, which is attached and made a part of this Work Authorization.

PART III. Payment to the Surveyor for the services established under this Work Authorization shall be made in accordance with Articles III thru V of the Agreement, and Attachment A, Section 1.

PART IV. This Work Authorization shall become effective on the date of final acceptance of the parties hereto and shall terminate on October 31, 2016, unless extended by a supplemental Work Authorization as provided in Attachment A, Section 1.

PART V. This Work Authorization does not waive the parties' responsibilities and obligations provided under “Article V of that certain Professional Services Agreement for Surveying Services for International Bridge Trade Corridor (IBTC) Segment 0010 project from the Interchange with SH 365 to I-2 and from the Valleyview Interchange to FM 493.

IN WITNESS WHEREOF, this Work Authorization is executed in duplicate counterparts and hereby accepted and acknowledged below.

THE SURVEYOR

(Signature)
Samuel Maldonado, P.E., RPLS
(Printed Name)
Principal

(Title)

(Date)

THE AUTHORITY

(Signature)
Pilar Rodriguez, P.E.
(Printed Name)
Executive Director

(Title)

(Date)

LIST OF EXHIBITS

Exhibit A	Services to be provided by the Authority
Exhibit B	Services to be provided by the Surveyor
Exhibit C	Work Schedule
Exhibit D	Fee Schedule/Budget
Exhibit H-2	Subprovider Monitoring System Commitment Agreement

EXHIBIT A
SERVICES TO BE PROVIDED BY THE AUTHORITY

EXHIBIT A
SERVICES TO BE PROVIDED BY THE AUTHORITY

Project Map.

ROW Map – ROW widths, other land, ownership, survey information.

Ownership information of adjacent tracts.

Intersecting ROW information, documentation, construction plans of existing utilities if available.

Construction plans of existing facilities if available.

Intended use of the survey and required form of deliverables, files required, etc.

Accuracy required and method of display.

Horizontal and vertical datum upon where the survey should be based (if varies from TxDOT).

Research on subject tracts/parcel ownership aerial photographs.

Title Reports for Parent \ Ownership Tracts within Project

Boundary survey, (data files) of Original Survey Lines Subdivision, and Parent Tracts within Project. Includes found monumentation.

EXHIBIT B
SERVICES TO BE PROVIDED BY THE SURVEYOR

EXHIBIT B
SERVICES TO BE PROVIDED BY THE SURVEYOR

7.0 Right of Way Mapping and Parcel Tract Platting

Preparation of maps, plats, legal descriptions and all documents for the Final ROW Acquisition and monumenting of final Right of Way and Parcels.

Definitions and Concepts for use in this context and derived from the TxDOT and HCRMA Survey Manuals.

Parent Tracts are defined by contiguous ownership, i.e.:

... any tract of land, or a tract of land comprised of several smaller contiguous tracts, under one single ownership.

... any tract of land, or a tract of land comprised of several smaller contiguous tracts, under one single ownership and not divided by a public way, separate ownership or platted as a subdivision.

... any tract of land comprised of contiguous lots in a platted subdivision under a single ownership.

Parcels are defined and created by ownership and unity of use and are the actual real properties, or tracts, to be acquired by the HCRMA, whether through purchase, donation, or exchange.

... If a Parent Tract of contiguous properties has a unity of use, then two or more properties may be combined into one parcel.

... If a Parent Tract of contiguous properties does not have unity of use, then each property is a separate parcel.

... If a Parent Tract has different and discrete land use areas, then each land use area must be partitioned into separate parcels with a unique number. A Parcel, therefore, does not necessarily have a one-to-one correspondence to the property lines of the parent tract.

... if a Parent Tract is divided or severed by public ways or by separate ownership and does NOT have common underlying ownership then each property must be partitioned into separate parcels with a unique number.

... if a Parent Tract is divided or severed by public ways or by separate ownership and DOES have common underlying ownership but does NOT have unity of use then each property must be partitioned into separate parcels with a unique number.

... if a Parent Tract is divided or severed by public ways or by separate ownership and DOES have common underlying ownership and DOES have unity of use then each property may be partitioned into ONE Parcel and sub-partitioned into separate PARTS.

EXHIBIT B

SERVICES TO BE PROVIDED BY THE SURVEYOR

Limits for this service:

I RD STAKING FROM HI LINE ROAD TO ANAYA ROAD / SH 365 STAKING FROM HI LINE ROAD TO ANAYA ROAD

7.1 Coordination, Admin., Research and Abstracting Tasks.

To be provided by:				
HCRMA	<u>Sames, Inc.</u>	7.1.1	Contact and Coordinate with HCRMA for... <ul style="list-style-type: none"> FINAL and APPROVED ROW FOOTPRINT prepared by HCRMA Design Engineers. (See Attachment C.4 – Detailed Scope of Services for Boundary Survey). Any other information or data completed on the project to this point, i.e., final approved schematic, Planimetric Map of Project in MicroStation compatible format, Horizontal and Vertical projection, grid system and datum upon where the survey should be based and all other data the HCRMA has on hand. 	
HCRMA	<u>Sames, Inc.</u>	7.1.2	Deliver “Abstracts of Title” or “Title Reports” of Parent Tracts prepared by Title Co.	
HCRMA	<u>Sames, Inc.</u>	7.1.3	Deliver HCRMA survey monument caps (if applicable)	
HCRMA	<u>Sames, Inc.</u>	7.1.4	Review of the HCRMA Survey Manuel and Right of Way requirements and discuss... <ul style="list-style-type: none"> Parcel creation and numbering Requirements. The methodology of numbering ROW parcels must be correct and consistent to avoid problems in the appraisal process or with record maintenance through the ROW information system. Communicate regularly with the HCRMA for uniformity of Parcel creation methodology. ROW MAP Requirements. Parcel Plats and Parcel Descriptions Requirements. 	

7.2 Field Work Tasks.

To be provided by:				
	<u>Sames, Inc.</u>	7.2.1	Monument the final project ROW lines... <ul style="list-style-type: none"> Set a 5/8” diameter x 24” long rebar, capped with an “HCRMA ROW” aluminum disk along the ROW lines at all corners, angle points, and points of curvature and tangency. 	
	<u>Sames, Inc.</u>	7.2.2	Monument Parcel corners... <ul style="list-style-type: none"> Set 5/8” diameter x 18” long rebar, capped with an “HCRMA ROW” aluminum disk along ROW lines Set 1/2" diameter x 18” long rebar, capped with an appropriate cap bearing identification of the sub consultant Surveyor on interior corners (corners inside the taking) 	
	<u>Sames, Inc.</u>	7.2.3	Verify that all planimetric features of existing topo and planimetrics within the staked parcel are current. <ul style="list-style-type: none"> Exercise special care in observing both structure and aerial encroachments such as overhead electric and telephone lines with cross-arms. 	

7.3 Office Work / Delivery Preparation Tasks

EXHIBIT B
SERVICES TO BE PROVIDED BY THE SURVEYOR

To be provided by:					
	<u>Sames, Inc.</u>	7.3.1	Analyze, define and create final Parcels and Parcel numbering plan. <ul style="list-style-type: none"> • See Parcel creation definition above. 		
	<u>Sames, Inc.</u>	7.3.2	Update existing Planimetric map with any new or missing features or encroachments.		
	<u>Sames, Inc.</u>	7.3.3	Prepare and Create ROW MAP including... <ul style="list-style-type: none"> • Title Sheet • Parcel Index Sheet • Control Sheet <ul style="list-style-type: none"> ○ (BMs set as per Attachment C.8 – Detailed scope of Service for Construction Staking will be the control on this sheet) • Plan Sheets 		
	<u>Sames, Inc.</u>	7.3.4	Prepare and create PARCEL PLATS and DESCRIPTIONS Prepare survey plats and metes and bounds descriptions as per HCRMA requirements for each Acquisition Parcel.		

EXHIBIT C
WORK SCHEDULE

EXHIBIT C
WORK SCHEDULE
 Work Authorization No. 6

SAMES, Inc.
 Work Authorization No. 7

HCRMA													
				2016									
Task Description	Start Date	End Date	Duration	JAN	FEB	MAR	APR	MAY	JUN	JUL	AUG	SEP	OCT
IRD STAKING FROM HI LINE ROAD TO ANAYA ROAD	13-Jul-16	31-Oct-16	3 Months										
Coordination, Administration and Research	13-Jul-16	31-Aug-16	1 Month										
Field Work	13-Jul-16	31-Aug-16	1 Month										
Office Work/Delivery Preparations	13-Jul-16	31-Aug-16	1 Month										
SH 365 STAKING FROM HI LINE ROAD TO ANAYA ROAD	13-Jul-16	31-Oct-16	3 Months										
Coordination, Administration and Research	13-Jul-16	31-Aug-16	1 Month										
Field Work	13-Jul-16	31-Aug-16	1 Month										
Office Work/Delivery Preparations	13-Jul-16	31-Aug-16	1 Month										

EXHIBIT D
FEE SCHEDULE BUDGET

Prime: SAMES, Inc.
Survey Services for the HCRMA
Work Authorization No. 7
Schedule Duration:

EXHIBIT D - Fee Schedule
Fee Schedule/Budget for
Hidalgo County Regional Mobility Authority (HCRMA)
Work Authorization No. 7
IBTC Surveying Services

LIMITS: From the Interchange with SH 365 to I-2 and from the Valleyview Interchange to FM 493 (As-Assigned by the HCRMA)

SURVEY SERVICES DESCRIPTION	Principal / Sr. Manager / Senior survey Manager	Project Surveyor (RPLS)	Senior Survey Tech / SIT	Survey Technician	CADD Operator	Clerical / Admin.	Abstractor	1-Person Survey Crew	2-Person Survey Crew	3-Person Survey Crew	4-Person Survey Crew	Total Labor Hrs.	Remarks	Task Cost
I RD STAKING FROM HI LINE ROAD TO ANAYA ROAD														
Coordination, Admin, Research and Abstracting	1		3	6		1						11		\$ 1,015.00
Field Work									12			12		\$ 1,560.00
Office Work / Delivery Preparation			1			1						2		\$ 155.00
SH 365 STAKING FROM HI LINE ROAD TO ANAYA ROAD														
Coordination, Admin, Research and Abstracting	1		2	3		1						7		\$ 685.00
Field Work									16			16		\$ 2,080.00
Office Work / Delivery Preparation			1			1						2		\$ 155.00
Subtotal	2	0	7	9	0	4	0	0	28	0	0	50		\$ 5,650.00
Total Manhours by Classification	1	0	4	5	0	2	0	0	14			25		
Contract Hourly Rate by Classification	\$ 200.00	\$ 150.00	\$ 105.00	\$ 75.00	\$ 65.00	\$ 50.00	\$ 65.00	\$ 80.00	\$ 130.00	\$ 168.00	\$ 198.00			
Total Fee by Classification	\$ 200.00	\$ -	\$ 367.50	\$ 337.50	\$ -	\$ 100.00	\$ -	\$ -	\$ 1,820.00			\$ 2,825.00		
% Utilization by Over 6 months	0.10%	0.00%	0.34%	0.43%	0.00%	0.19%	0.00%	0.00%	1.35%				CHECK (MHRs): 25	
% of Total Labor Hours	4.00%	0.00%	14.00%	18.00%	0.00%	8.00%	0.00%	0.00%	56.00%			100.00%	CHECK (LABOR):	
% of Total Labor Cost	7.08%	0.00%	13.01%	11.95%	0.00%	3.54%	0.00%	0.00%	64.42%			100.00%	\$ 2,825.00	
TOTAL DIRECT LABOR COST														\$ 5,650.00
DIRECT EXPENSES	Rate	Unit	Amount	Total										
Mileage	\$ 0.56	Mile	0	\$ -									\$ -	
Photocopies	\$ 0.10	Sheet	0	\$ -									\$ -	
Blueprint/Blackline Prints	\$ 2.00	Sheet	0	\$ -									\$ -	
Deed/Copies	\$ 1.00	Sheet	0	\$ -									\$ -	
Certified Deed Copies	\$ 2.00	Sheet	0	\$ -									\$ -	
Mylar (11x17)	\$ 3.00	Sheet	0	\$ -									\$ -	
Mylar (22x34)	\$ 6.00	Sheet	0	\$ -									\$ -	
TOTAL DIRECT EXPENSES				\$ -										\$ -
SPECIAL SERVICES FEE (SUBCONSULTANTS)														OBE Participation
														0.00%
Name	Task(s) Summary													
TOTAL SPECIAL SERVICES FEE (SUBCONSULTANTS)														\$ -
GRAND TOTAL														\$ 5,650.00

EXHIBIT H-2
Subprovider Monitoring System Commitment Agreement

This commitment agreement is subject to the award and receipt of a signed contract from the Hidalgo County Regional Mobility Authority (Authority). ***NOTE: Attachment H-2 is required to be attached to each contract that does not include work authorizations. Attachment H-2 is required to be attached with each work authorization. Attachment H-2 is also required to be attached to each supplemental work authorization. If DBE/HUB Subproviders are used, the form must be completed and signed. If no DBE/HUB Subproviders are used, indicate with "N/A" on this line: _____ and attach with the work authorization or supplemental work authorization.***

Contract #: _____ Assigned Goal: 0.0% Prime Provider SAMES, Inc.

Work Authorization (WA)#: 7 WA Amount: \$5,650.00 Date: _____

Supplemental Work Authorization (SWA) #: _____ to WA #: _____ SWA Amount: _____

Revised WA Amount: _____

Description of Work (List by category of work or task description. Attach additional pages, if necessary.)	Dollar Amount (For each category of work or task description shown.)
Survey	\$5,650.00
FC	\$0
Total Commitment Amount (Including all additional pages.)	\$0

IMPORTANT: The signatures of the prime and the DBE/HUB and Second Tier Subprovider, if any (both DBE and Non-DBE) and the total commitment amount must always be on the same page.

Provider Name: SAMES, Inc. Address: 200 S. Cage Blvd., Ste. A Pharr, TX 78577 VID Number: 12629412888 PH: (956) 780-7880; FX: (956) 780 -8883 Email: sam@samengineering-surveying.com	Name: <u>Samuel Maldonado</u> (Please Print) Title: <u>Principal</u> _____ Signature Date
DBE/HUB Sub Provider Subprovider Name: VID Number: Address: PH: (XXX) XXX-XXXX; FX: (XXX) XXX-XXXX Email:	Name: _____ (Please Print) Title: _____ _____ Signature Date
DBE/HUB Sub Provider Subprovider Name: VID Number: Address: PH: FX: Email:	Name: _____ (Please Print) Title: _____ _____ Signature Date

Item 21

HIDALGO COUNTY REGIONAL MOBILITY AUTHORITY

AGENDA RECOMMENDATION FORM

BOARD OF DIRECTORS	<u> X </u>	AGENDA ITEM	<u> 2 I </u>
PLANNING COMMITTEE	<u> </u>	DATE SUBMITTED	<u> 8/13/16 </u>
FINANCE COMMITTEE	<u> </u>	MEETING DATE	<u> 8/23/16 </u>
TECHNICAL COMMITTEE	<u> </u>		

1. Agenda Item: **RESOLUTION 2016-106 – APPROVAL OF CONTRACT AMENDMENT NUMBER 4 TO THE PROFESSIONAL SERVICE AGREEMENT WITH SAMES ENGINEERING TO INCREASE THE MAXIMUM PAYABLE AMOUNT FOR WORK AUTHORIZATION NUMBER 7.**
2. Nature of Request: (Brief Overview) Attachments: X Yes No
Consideration and Approval of Contract Amendment Number 4 To Increase The Maximum Payable Amount For Work Authorization Number 7.
3. Policy Implication: Board Policy, Local Government Code, Texas Government Code, Texas Transportation Code, TxDOT Policy
4. Budgeted: X Yes No N/A
5. Staff Recommendation: **Motion To Approve Resolution 2016- 106 – Contract Amendment Number 4 To The Professional Service Agreement With Sames Engineering To Increase The Maximum Payable Amount For Work Authorization Number 7.**
6. Program Manager's Recommendation: X Approved Disapproved None
7. Planning Committee's Recommendation: Approved Disapproved X None
8. Board Attorney's Recommendation: Approved Disapproved X None
9. Chief Auditor's Recommendation: Approved Disapproved X None
10. Chief Financial Officer's Recommendation: Approved Disapproved X None
11. Executive Director's Recommendation: X Approved Disapproved None



Project: IBTC

- ☐ CMT Services
- ☐ Environmental
- ☐ Engineering
- ☐ Geo-Technical
- ☒ Surveying **SAMES**

CONTRACT AMENDMENT SUMMARY

RESOLUTION 2016-106

Original Contract Amount \$ 25,000

Amendment # 4

Amount \$ 5,650.00

Approved Amendments:

Resolution No.	Description	Amount
2015-24	Original contract amount	\$ 25,000.00
2016-59	Amendment 1 - WA 3	\$ 4,587.50
2016-82	Amendment 2 - WA4 and WA5	\$ 26,385.00
2016-99	Amendment 3 - WA 7	\$ 4,080.00

Subtotal from Cont. Page \$ 0.00

Contract Amount **\$ 60,052.50**

Proposed Amendment

2016-106	To Increase The Maximum Payable Amount	\$ 5,650.00
----------	--	--------------------

Goal and Options:

To Increase The Maximum Payable Amount For Work Authorization Number 7.

**Staff is recommending approval of this request in the amount of \$ 5,650.00
for a Revised Maximum Payable Amount of \$ 65,702.50**

Carlos Moreno, Land Ac
Requested by:

HIDALGO COUNTY REGIONAL MOBILITY AUTHORITY

BOARD RESOLUTION No. 2016-106

**APPROVAL OF CONTRACT AMENDMENT NUMBER 4
TO THE PROFESSIONAL SERVICE AGREEMENT
WITH SAMES ENGINEERING TO INCREASE THE
MAXIMUM PAYABLE AMOUNT FOR WORK
AUTHORIZATION NUMBER 7**

THIS RESOLUTION is adopted this 23rd day of August 2016 by the Board of Directors of the Hidalgo County Regional Mobility Authority at a regular meeting.

WHEREAS, the Hidalgo County Regional Mobility Authority (the "Authority"), acting through its Board of Directors (the "Board"), is a regional mobility authority created pursuant to Chapter 370, Texas Transportation Code, as amended (the "Act");

WHEREAS, the Authority is authorized by the Act to address mobility issues in and around Hidalgo County;

WHEREAS, on February 22, 2012 the Authority approved Resolution 2012- 04, creating the Technical Committee, comprised of senior level engineers and professional from various communities and agencies in the jurisdiction of the Authority, to serve to advise the Board on procurement and consultant work products; and

WHEREAS, on February 22, 2012 the Authority approved Resolution 2012-04 authorizing the Executive Committee to determine the size, structure and scope of the Technical Committee, identify candidates and issue requests for participation; and

WHEREAS, on October 16, 2013 the Authority approved Resolution 2013-41 authorizing the use and structure of the Technical Committee to rate, rank and recommend a short list to the Board of Directors for the Statements of Qualifications for the International Bridge Trade Corridor Project for Engineering, Surveying and Geotechnical Services; and

WHEREAS, on November 20, 2014, the Authority approved Resolution 2013- 53 the Technical Committee has rated and ranked the Statements of Qualifications for the International Bridge Trade Corridor Project for Surveying Services and recommended that HCRMA staff be authorized to negotiate with all qualified Surveying Firms (Halff Associates, RODS Surveying, Quintanilla, Headley & Associates, Land Tech Consultants, R. Gutierrez Engineering, Malden & Hunt, DOS Land Surveying, SAMES, Bain Medina Bain, ROW Surveying Services and Fulcrum Consulting Services) to establish a surveying pool for the project; and

WHEREAS, on June 18, 2014, the Authority approved Resolution 2014-53 awarding professional service agreements to Halff Associates, RODS Surveying, Quintanilla, Headley & Associates, Land Tech Consultants, R. Gutierrez Engineering, Malden & Hunt, DOS Land Surveying, SAMES, Bain Medina Bain, ROW Surveying Services and Fulcrum Consulting Services for surveying services for the International Bridge Trade Corridor Project; and

WHEREAS, on February 23, 2016, the Authority approved Resolution 2016- 24 Work Authorization 1 to the Professional Service Agreement with SAMES, Inc. to provide revised survey for the SH 365 Segment 1 & 2 Parcel 16 in the amount of \$2,935.00; and

WHEREAS, on March 22, 2016, the Authority approved Resolution 2016-44 Work Authorization 2 to the Professional Service Agreement with SAMES, Inc. to provide revised parcels 13P1, 13P2, 22, 26, 31, 39 and Salinas parcel for State Highway 365 Project in the amount of \$13,567.50 for a revised amount of \$16,502.50 for Work Authorizations 1 and 2. The maximum payable amount remains at \$25,000; and

WHEREAS, ON April 26, 2016, the Authority approved Resolution 2016-58 Work Authorization 3 to the professional services agreement with SAMES Engineering to provide modifications to Parcel(s) 5 Part 5-AQ and 5 Part 5_R; 7 and 15 for State Highway 365 in the amount of \$13,085.00; and

WHEREAS, on May 26, 2016, the Authority approved Resolution 2016-79 Work Authorization 4 to the professional service agreement with SAMES Engineering to provide Parcels 5 B, 36B and 80 for State Highway 365 in the amount of \$5,085.00 whereas only \$4,060.00 were expended; and

WHEREAS, on June 28, 2016, the Authority approved Resolution 2016-81 Work Authorization 5 to the professional service agreement with SAMES Engineering to provide parcels 107- A , 13P2 , 102, 20 , 108, 110, 111, 112 and 113 for the 365 Tollway Project in the amount of \$22,325.00; and

WHEREAS, on June 28, 2016, the Authority approved Resolution 2016-82 Contract Amendment 2 to the professional service agreement with SAMES Engineering for Work Authorization Numbers 4 & 5 in the amount of \$26,385.00 for a revised increase of a maximum payable amount of \$55,972.50;

WHEREAS, on July 26 , 2016 , the Authority approved Resolution 2016-97 Work Authorization 3 Supplemental 1 to the professional service agreement with SAMES Engineering for a no-cost time extension for parcel revision to the 365 Tollway Project; and

WHEREAS, on July 26, 2016 the Authority approved Resolution 2016-98 Work Authorization 6 to the professional service agreement with SAMES Engineering to provide parcels 7, 7B, and 9P2 for Segment 2 of the 365 Tollway Project in the amount of \$4,080.00; and

WHEREAS, on July 26, 2016, the Authority approved Resolution 2016-99 Contract Amendment 3 to the professional service agreement with SAMES Engineering for Work Authorization Numbers 6 in the amount of \$4,080.00 for a revised increase of a maximum payable amount of \$60,052.50; and

WHEREAS, on August 23rd the Authority approved Work Authorization 7 to the professional service agreement with SAMES Engineering to provide right of way staking for Veterans Road and Hi-Line Road for utility relocations in the amount of \$5,650.00.

WHEREAS, the Authority finds it necessary to approve Contract Amendment Number 4 to the professional service agreement with SAMES Engineering for Work Authorization 7 in the amount of \$5,650.00 for a revised maximum payable amount of \$65,720.50.

NOW THEREFORE, BE IT RESOLVED, BY THE BOARD OF DIRECTORS OF THE HIDALGO COUNTY REGIONAL MOBILITY AUTHORITY THAT:

Section 1. The recital clauses are incorporated in the text of this Resolution as if fully restated.

Section 2. The Board hereby approves Contract Amendment Number 4 to the professional service agreement with SAMES Engineering to the 365 Tollway Project in the amount of \$5,650.00 for a revised maximum payable amount of \$65,720.50 hereto attached as Exhibit A.

Section 3. The Board authorizes the Executive Director to execute the Contract Amendment Number 4 to the Professional Services Agreement for Surveying Services with Same Engineering as approved.

PASSED AND APPROVED AS TO BE EFFECTIVE IMMEDIATELY BY THE BOARD OF DIRECTORS OF THE HIDALGO COUNTY REGIONAL MOBILITY AUTHORITY AT A REGULAR MEETING, duly posted and noticed, on the 23rd day of August 2016, at which meeting a quorum was present.

S. David Deanda, Jr., Chairman

Ricardo Perez, Secretary/Treasurer

Exhibit A

Contract Amendment # 4
to
Professional Service Agreement
with
Sames Engineering
for
Surveying Services
for the
365 Tollway
Project

◆ Contract ◆

**Hidalgo County
Regional Mobility Authority
(HCRMA)(Authority)**

**SURVEYING SERVICES IBTC
Interchange with SH 365 to I-2 and
from the ValleyView Interchange to
FM 493**

Contract Amendment No. 4

August 23, 2016

SAMES, Inc.

CONTRACT AMENDMENT NO. 4

CONTRACT AMENDMENT NO. 4
TO PROFESSIONAL SERVICES
AGREEMENT FOR SURVEYING SERVICES

THIS CONTRACT AMENDMENT NO 4 TO MAIN CONTRACT is made pursuant to the terms and conditions of “Article III Compensation and Attachment A General Provisions Section 6 Supplemental Agreements of that certain Professional Services Agreement for Surveying Services” hereinafter identified as the “Agreement,” entered into by and between the Hidalgo County Regional Mobility Authority (Authority), and SAMES, Inc. (the Surveyor).

The following terms and conditions of the Agreement are hereby amended as follows:

Article III Compensation

Article III Compensation shall be amended to increase the amount payable under this contract from \$60,052.50 to \$65,702.50 for a total increase of \$5,650.00 due to additional scope and effort outlined in Work Authorization No. 7.

This Contract Amendment No. 4 to the Professional Services Agreement shall become effective on the date of final execution of the parties hereto. All other terms and conditions of the Agreement not hereby amended are to remain in full force and effect.

IN WITNESS WHEREOF, this Contract Amendment is executed in duplicate counterparts and hereby accepted and acknowledged below.

THE SURVEYOR

(Signature)

(Printed Name)

(Title)

(Date)

THE AUTHORITY

(Signature)
Pilar Rodriguez, P.E.

(Printed Name)
Executive Director

(Title)

(Date)

This Page
Intentionally
Left Blank

Item 3A

Agenda Item
Removed

Item 3B

HIDALGO COUNTY REGIONAL MOBILITY AUTHORITY

AGENDA RECOMMENDATION FORM

BOARD OF DIRECTORS	<u> X </u>	AGENDA ITEM	<u> 3B </u>
PLANNING COMMITTEE	<u> </u>	DATE SUBMITTED	<u> 8/15/16 </u>
FINANCE COMMITTEE	<u> </u>	MEETING DATE	<u> 8/23/16 </u>
TECHNICAL COMMITTEE	<u> </u>		

1. Agenda Item: **RESOLUTION 2016-108 – APPROVAL OF RESOLUTION OPPOSING THE RECENT ADMINISTRATIVE EFFORTS BY THE TEXAS DEPARTMENT OF TRANSPORTATION TO NO LONGER APPLY THE ECONOMICALLY DISADVANTAGE COUNTY PROGRAM TO OFF-SYSTEM TRANSPORTATION PROJECTS THROUGHOUT THE STATE AND MORE SPECIFICALLY HIDALGO COUNTY.**

2. Nature of Request: (Brief Overview) Attachments: X Yes No

Consideration and approval of a resolution opposing efforts by TxDOT to eliminate the Economically Disadvantage County Program for off-system projects.

3. Policy Implication: Board Policy, Local Government, Texas Government Code, Texas Transportation Code, TxDOT Policy

4. Budgeted: Yes No X N/A Funding Source: _____

5. Staff Recommendation: **Motion to approve Resolution 2016-108 – Approval of a Resolution opposing the recent administrative efforts by the Texas Department of Transportation to no longer apply the Economically Disadvantage County Program to off-system transportation projects throughout the state and more specifically Hidalgo County.**

6. Program Manager's Recommendation: Approved Disapproved X None

7. Construction Engineer's Recommendation: Approved Disapproved X None

8. Chief Auditor's Recommendation: Approved Disapproved X None

9. Board Attorney's Recommendation: Approved Disapproved X None

10. Chief Financial Officer's Recommendation: X Approved Disapproved None

11. Executive Director's Recommendation: X Approved Disapproved None

HIDALGO COUNTY REGIONAL MOBILITY AUTHORITY
BOARD RESOLUTION No. 2016-108

APPROVAL OF A RESOLUTION OPPOSING THE RECENT
ADMINISTRATIVE EFFORTS BY THE TEXAS DEPARTMENT OF
TRANSPORTATION TO NO LONGER APPLY THE
ECONOMICALLY DISADVANTAGED COUNTY PROGRAM TO
OFF-SYSTEM (NON-TXDOT ROADWAYS) TRANSPORTATION
PROJECTS THROUGHOUT THE STATE AND MORE
SPECIFICALLY HIDALGO COUNTY

THIS RESOLUTION is adopted this 23rd day of August, 2016 by the Board of Directors of the Hidalgo County Regional Mobility Authority.

WHEREAS, the Hidalgo County Regional Mobility Authority (the “Authority”), acting through its Board of Directors (the “Board”), is a regional mobility authority created pursuant to Chapter 370, Texas Transportation Code, as amended (the “Act”); and

WHEREAS, on November 17, 2005, the Texas Transportation Commission (the “Commission”) created the Authority pursuant to (i) the Act; (ii) Title 43, Texas Administrative Code; (iii) a petition of the Hidalgo County Commissioners Court (the “County”); and (iv) findings by the Commission that the creation of the Authority would result in certain direct benefits to the State of Texas (the “State”), local governments, and the traveling public and would improve the State’s transportation system; and

WHEREAS, the Commission determined that the Authority would benefit the State by constructing needed roadway projects as identified by the County, including the approximately 104-mile Hidalgo County Loop (the “Loop System”) and the US 83 La Joya Relief Route; and

WHEREAS, in 1997, the 75th legislature passed Senate Bill 370, better known as the Texas Department of Transportation (TxDOT) Sunset Bill; and

WHEREAS, Section 1.18 of Senate Bill 370 gave the Texas Transportation Commission the ability to adjust the minimum local matching funds for counties with below average property values, per capita income and above average unemployment; and

WHEREAS, this program came to be known as the Economically Disadvantaged Counties (EDC) program providing an incentive and a tool to assist counties and local governments in leveraging the necessary dollars to build roads; and

WHEREAS, recently the Hidalgo County Metropolitan Planning Organization was advised by TxDOT Pharr District staff that TxDOT EDC funds would no longer be available to off-system projects (non-TxDOT roadways); and

WHEREAS, all off-system local projects with Advanced Funding Agreements for new and future projects would no longer be able to access these monies; and

WHEREAS, over time this program has helped the county provide millions in local matching dollars to many projects delivering quality of life improvements, essential infrastructure, and continued economic growth to the region; and

WHEREAS, the recently revised interpretation of the Texas Administrative Code by the Texas Department of Transportation will greatly hinder the ability of local governments to develop local infrastructure using federal funds; and

WHEREAS, TxDOT, because of the passage of Proposition 1 and Proposition 7 which had strong support from this Authority and many citizens in this County as approved by the voters, will have new dollars to address their roadways leaving local governments tasked to develop plans to address development and maintenance of their local roadway system; and

WHEREAS, the cost to the State government versus the benefit to the Citizens of Hidalgo County and the State of Texas is highly disproportionate and we believe this change in TxDOT policy will unfairly impact our areas;

NOW THEREFORE BE IT RESOLVED BY THE BOARD OF DIRECTORS OF THE HIDALGO COUNTY REGIONAL MOBILITY AUTHORITY THAT:

Section 1. The recital clauses are incorporated in the text of this Resolution as if fully restated.

Section 2. The Hidalgo County Regional Mobility Authority Board of Directors unanimously expresses its opposition to this policy and urge the Texas Department of Transportation to continue the Economically Disadvantaged County Program for all previously applicable costs such as construction engineering and construction for off-system roadway projects.

PASSED AND APPROVED AS TO BE EFFECTIVE IMMEDIATELY BY THE BOARD OF DIRECTORS OF THE HIDALGO COUNTY REGIONAL MOBILITY AUTHORITY AT A REGULAR MEETING on the 23rd day of August, 2016, at which meeting a quorum was present.

S. David Deanda, Jr., Chairman

Ricardo Perez, Secretary/Treasurer

This Page
Intentionally
Left Blank

Item 3C

HIDALGO COUNTY REGIONAL MOBILITY AUTHORITY

AGENDA RECOMMENDATION FORM

BOARD OF DIRECTORS	<u> X </u>	AGENDA ITEM	<u> 3C </u>
PLANNING COMMITTEE	<u> </u>	DATE SUBMITTED	<u> 8/9/16 </u>
FINANCE COMMITTEE	<u> </u>	MEETING DATE	<u> 8/23/16 </u>
TECHNICAL COMMITTEE	<u> </u>		

1. Agenda Item: **RESOLUTION 2016-109 – APPROVAL OF WORK AUTHORIZATION NUMBER 6 TO THE PROFESSIONAL SERVICE AGREEMENT WITH RABA KISTNER TO PROVIDE GEOTECHNICAL ENGINEERING SERVICES FOR THE 365 TOLLWAY PROJECT**

2. Nature of Request: (Brief Overview) Attachments: X Yes No
Consideration and approval of Work Authorization Number 6 with Raba Kistner to provide Geotechnical Engineering Services for the 365 Tollway Project

3. Policy Implication: Board Policy, Local Government, Texas Government Code, Texas Transportation Code, TxDOT Policy

4. Budgeted: Yes No X N/A Funding Source: _____

5. Staff Recommendation: **Motion to approve Resolution 2016-109 – Approval of Work Authorization Number 6 to the Professional Service Agreement with Raba Kistner to provide Geotechnical Engineering Services for the 365 Tollway Project in the amount of \$150.674.55 as presented.**

6. Program Manager's Recommendation: X Approved Disapproved None
7. Construction Engineer's Recommendation: Approved Disapproved X None
8. Chief Auditor's Recommendation: Approved Disapproved X None
9. Board Attorney's Recommendation: Approved Disapproved X None
10. Chief Financial Officer's Recommendation: Approved Disapproved X None
11. Executive Director's Recommendation: X Approved Disapproved None



- ☐ Environmental
- ☐ Engineering
- ☒ Geo-Technical **Raba Kistner Consultants**
- ☐ Surveying

CONTRACT AMENDMENT SUMMARY

RESOLUTION 2016-109

☒ Work Authorization # 6

☐ Supplemental # _____ to WA # _____

☐ Supplemental # _____

Amount \$150,674.55

Approved Amendments:

Resolution No.	Description	Amount
2014 -72	Work Authorization Number 1	\$ 520,433.54
2014-106	Supplemental 1 to Work Authorization 1	\$ 0.00
2015-06	Supplemental 2 to Work Authorization 1	\$ 6,485.26
2015	Supplemental 3 to Work Authorization 1	\$ 0.00
2015-12	Supplemental 4 to Work Authorization 1	\$ 11,769.82\$
Subtotal from Cont. Page		<u>93,325.93</u>
Contract Amount		\$ 718,236.88

Proposed Amendment

2016-109 Work Authorization Number 6 **\$ 150,674.55**

Goal and Options:

Approval of Work Authorization 6 to the Professional Service Agreement with Raba Kistner to provide Geotechnical Engineering Services for the 365 Tollway Project.

Staff is recommending approval of this request in the amount of \$ 150,674.55
Proposed Revised Contract Amount of \$ 868,911.43

Requested by:
Ramon Navarro, IV, P.E.
Chief Construction Eng.

Approved Amendments Cont...**Resolution No. 2016-109**

Requisition No.	Description	Amount
2016-06	Supplemental 6 to Work Authorization 1	\$ 10,031.36
2016-07	WA 3	\$ 19,505.45
2016-30	WA 4 Soil & Groundwater Mgmt Plan	\$ 3,307.86
2016-31	WA 5 Hazmat Phase II	\$ 60,481.26

Subtotal	\$ 93,325.93
----------	--------------

HIDALGO COUNTY REGIONAL MOBILITY AUTHORITY

BOARD RESOLUTION No. 2016-109

**APPROVAL OF WORK AUTHORIZATION 6 TO THE
PROFESSIONAL SERVICE AGREEMENT WITH RABA
KISTNER TO PROVIDE GEOTECHNICAL
ENGINEERING SERVICES FOR THE 365 TOLLWAY
PROJECT**

THIS RESOLUTION is adopted this 23rd day of August 2016, by the Board of Directors of the Hidalgo County Regional Mobility Authority at a regular meeting.

WHEREAS, the Hidalgo County Regional Mobility Authority (the "Authority"), acting through its Board of Directors (the "Board"), is a regional mobility authority created pursuant to Chapter 370, Texas Transportation Code, as amended (the "Act");

WHEREAS, the Authority is authorized by the Act to address mobility issues in and around Hidalgo County;

WHEREAS, on February 22, 2012 the Authority Approved Resolution 2012-04, which created the Technical Committee, comprised of senior level engineers and professional from various communities and agencies in the jurisdiction of the Authority, to serve to advise the Board on procurement and consultant work products; and

WHEREAS, on February 22, 2012, the Authority approved Resolution 2012-04, which also authorized the Executive Committee to determine the size, structure and scope of the Technical Committee, identify candidates and issue requests for participation; and

WHEREAS, on October 16, 2013, the Authority approved Resolution 2013-41 authorizing the use and structure of the Technical Committee to rate, rank and recommend a short list to the Board of Directors for the Statements of Qualifications for the International Bridge Trade Corridor Project for Engineering, Surveying and Geotechnical Services; and

WHEREAS, on November 20, 2013, the Authority approved Resolution 2013-52 authorized the Technical Committee to rate and rank the Statements of Qualifications for the International Bridge Trade Corridor Project for Geotechnical Engineering Services and recommends that Board of Directors interview Raba Kistner, L&G Laboratory and Terracon; and

WHEREAS, on January 22, 2014, the Authority approved Resolution 2013-61 where the Board of Directors formally interviewed all the short listed firms for Engineering and Geotechnical Services for the International Bridge Trade Corridor Project, determine a final ranking and authorize HCRMA Staff to negotiate with the top ranked firm of Raba Kistner and L&G Laboratory for Geotechnical Engineering Services; and

WHEREAS, on July 23, 2014, the Authority approved Resolution 2014-71 a Professional Service Agreements with Raba Kistner for Geotechnical Engineering Services for the International Bridge Trade Corridor Project (IBTC); and

WHEREAS, on July 23, 2014, the Authority approved Resolution 2014-72 Work Authorization 1 to the Professional Service Agreement with Raba Kistner for Geotechnical Engineering Services for the IBTC Project in the amount of \$520,433.54; and

WHEREAS, on November 20, 2014, the Authority approved Resolution 2014-106 Work Authorization 1 Supplemental Number 1 to the Professional Service Agreement with Raba Kistner for a no-cost work schedule modification for Geotechnical Engineering Services for the IBTC Project due to rain delays; and

WHEREAS, on February 25, 2015, the Authority approved Resolution 2015-06 Work Authorization 1 Supplemental 2 to the Professional Service Agreement with Raba Kistner for a concrete pavement design for the BSIF Connector Road as part of the US 281 Military Highway Overpass Project in the amount of \$6,485.26.

WHEREAS, on February 25, 2015, the Authority approved Resolution 2015-07 Contract Amendment 2 to the Professional Service Agreement with Raba Kistner to increase the maximum payable amount of Work Authorization 1 Supplemental 2 in the amount of \$6,485.26 and a no cost time extension for Work Authorization 1 Supplemental 3 for a revised maximum payable amount of \$526,918.80; and

WHEREAS, on March 26, 2015, the Authority approved by Resolution 2015-12 Work Authorization 1 Supplemental 4 to the Professional Service Agreement with Raba Kistner for an overweight asphalt pavement design for the State Highway 365 Project in the amount of \$11,769.82; and

WHEREAS, on May 28, 2015, the Authority approved by Resolution 2015-27 Work Authorization 2 to the Professional Service Agreement with Raba Kistner to provide a Phase II Environmental site assessment for potential hazardous material sites located within the proposed right of way for the State Highway 365 Project in the amount of \$86,222.33; and

WHEREAS, on May 28, 2015, the Authority approved by Resolution 2015-28 Contract Amendment 3 to the Professional Service Agreement with Raba Kistner to increase the maximum payable amount for Work Authorization 1 Supplemental 4 and Work Authorization 2 in the amount of \$97,992.15 for a revised maximum payable amount of \$624,910.95; and

WHEREAS, on October 27, 2015, the Authority approved by Resolution 2015-73, Work Authorization 2 Supplemental 1 to the Professional Service Agreement with Raba Kistner for a No-Cost time extension for a Phase II/Hazardous Material Site Assessment within the proposed Right of Way for the State Highway 365 Project; and

WHEREAS, on December 15, 2015, the Authority approved by Resolution 2015-85 Work Authorization 1 Supplemental 5 to the Professional Service Agreement with Raba Kistner for a no-cost time extension to provide pavement design for the US 281/Military Highway Overpass/BSIF Connector Project; and

WHEREAS, on January 26, 2016, the Authority Approved Resolution 2016-06 Work Authorization 1 Supplemental 6 to the Professional Service Agreement with Raba Kistner to provide overweight concrete pavement analysis of ramps and frontage roads for the State Highway 365 Segments 1, 2, and 4 Project in the amount of \$10,031.36

WHEREAS, on January 26, 2016, the Authority Approved by Resolution 2016-07 Work Authorization 3 to the Professional Service Agreement with Raba Kistner to provide overweight concrete pavement analysis for the main lanes for the State Highway 365 Segments 1, 2, and 4 Project in the amount of \$19,505.45; and

WHEREAS, on January 26, 2016, the Authority approved by Resolution 2016-08 Contract Amendment 4 to the Professional Service Agreement with Raba Kistner to increase maximum payable amount for Work Authorization 1 Supplemental 6 and Work Authorization 3 in the amount of \$29,536.81 for a revised maximum payable amount of \$654,447.76; and

WHEREAS, on February 23, 2016, the Authority approved by Resolution 2016-30 Work Authorization 4 to the Professional Service Agreement with Raba Kester to provide a soil and groundwater management plan as part of the environmental clearance document for the International Bridge Trade Corridor Project in the amount of \$3,307.86; and

WHEREAS, on February 23, 2016, the Authority approved by Resolution 2016-31 Work Authorization 5 to the Professional Service Agreement with Raba Kistner to provide a hazardous material assessment as part of the environmental clearance document for the International Bridge Trade Corridor Project in the amount of \$60,481.26; and

WHEREAS, on February 23, 2016, the Authority approved by Resolution 2016-32 Contract Amendment 5 to the Professional Service Agreement with Raba Kistner to increase the maximum payable amount for Work Authorizations 4 & 5 in the amounts of \$3,307.86 and \$60,481.26 respectively, for a revised maximum payable amount of \$632,014.55; and

WHEREAS, on July 26, 2016 the Authority approved Resolution 2016-93 to correct a numerical error in Contract Amendment 5 Resolution 2016-32 to the Professional Service Agreement with Raba Kistner for a revised maximum payable amount of \$718,236.88;

WHEREAS, the Authority has determined it is necessary to approve Work Authorization 6 to the Professional Service Agreement with Raba Kistner to provide Geotechnical Services for the 365 Tollway Project in the amount of \$150,674.55; and

NOW THEREFORE, BE IT RESOLVED, BY THE BOARD OF
DIRECTORS OF THE HIDALGO COUNTY REGIONAL MOBILITY
AUTHORITY THAT:

Section 1. The recital clauses are incorporated in the test of the Resolution as if fully restated.

Section 2. The Board hereby approves Work Authorization 6 to the Professional Service Agreement with Raba Kistner in the amount of \$150,674.55, attached hereto as Exhibit A.

Section 3. The Board hereby authorizes the Executive Director to execute Work Authorization 6 for Raba Kistner as approved..

PASSED AND APPROVED AS TO BE EFFECTIVE IMMEDIATELY BY THE BOARD
OF DIRECTORS OF THE HIDALGO COUNTY REGIONAL MOBILITY AUTHORITY
AT A REGULAR MEETING, duly posted and noticed, on the 23rd day of August
2016, at which meeting a quorum was present.

S. David Deanda, Jr., Chairman

Ricardo Perez, Secretary/Treasurer

EXHIBIT A

APPROVAL OF WORK AUTHORIZATION 6
THE PROFESSIONAL SERVICE AGREEMENT WITH
RABA KISTNER INC.



Proposal No. PMA16-061-00
July 27, 2016

**Raba Kistner
Consultants, Inc.**
800 E. Hackberry
McAllen, TX 78501
www.rkci.com

**P 956.682.5332
F 956.682.5487**
TBPE Firm F-3257
TBPLS Firm 10193784

Mr. Pilar Rodriguez, PE, Executive Director
Hidalgo County Regional Mobility Authority (HCRMA)
118 S. Cage Boulevard, 4th Floor
Pharr, Texas 78577

**Re: Proposal for Subsurface Reconnaissance Services
Proposed State Highway (S.H.) 365/International Bridge Trade Corridor (IBTC)
Mitigation Basins
Hidalgo County, Texas**

Dear Mr. Rodriguez:

On the basis of the documents received by our office during our meeting held on July 19, 2016 with Mr. Ramon Navarro, IV, PE, Chief Construction Engineer with your office, our electronic-mail and phone communications with Mr. Navarro throughout this week, and the *Professional Services Agreement for Engineering/Design Services (IBTC Geotechnical Services-Raba Kistner)*, dated July 31, 2014, between **RABA KISTNER Consultants, Inc. (RKCI)** and **HCRMA (CLIENT)**, we thank you for selecting **RKCI** to provide this cost proposal for Subsurface Reconnaissance Services to HCRMA for the above-referenced project. The broad objectives of our study will be to preliminarily determine subsurface conditions at the proposed mitigation basin locations. Described in this letter are:

- our understanding of pertinent project characteristics;
- our proposed scope for field and laboratory study;
- our proposed scope for reporting;
- our tentative project schedule; and
- our project lump sum fee.

PROJECT DESCRIPTION

It is our understanding that the proposed project will involve the design and construction of several mitigation basins to be excavated near the proposed alignment of S.H. 365 and IBTC in Hidalgo County, Texas. Based on the information provided to us by the CLIENT, we have been asked to conduct borings within the subject basins, in order to determine the existing subsurface conditions, as well as the suitability of these subsurface soils to be used as fill material during the mass grading operations of future S.H. 365 and IBTC projects. We understand that the depth of the basins will range from about 8 to 9 ft from the existing ground surface elevations.

FIELD STUDY

We have been asked by the CLIENT to conduct one boring at every 100-ft interval. On the basis of the information provided to us by the CLIENT, geologic evidence, and our past experience with subsurface conditions in the vicinity of this site, we propose to conduct the following drilling scheme.

Outfall Number	Outfall Station Number	Approximate Maximum Basin Depth (ft) *	Number of Borings	Proposed Boring Depth (ft) *
4	644+18	9	18	10
5	693+11	8	10	10
6	786+70	11	44	15
7	894+30	Not Applicable		
8	954+53	9	2	10
9	957+87	6	9	10
X	987+00			
A	1063+98	8	4	10
B	1119+11	8	7	10
C	1190+00	Not Applicable		
D	1237+41	Not Applicable		
E - F - G	1262+20	9	13	10
EAST	10189+00	10	11	10
WEST	10125+50	12	12	15

* below the existing ground surface elevation, or auger refusal, whichever occurs first.

Borings will be located in the field utilizing tape and right angle measurements from existing benchmarks. Our scope of services does not include surveying of the boring locations. However, RKCI recommends that the final boring locations be surveyed in the field by the CLIENT or their representative.

Samples will be taken using conventional split-spoon and/or Shelby tube sampling techniques in general accordance with applicable American Society for Testing and Materials (ASTM) standards. Representative portions of the samples will be sealed, identified, packaged, and transported to our laboratory for subsequent testing and classification.

Upon completion of drilling activities, water level readings, if applicable, will be recorded in the open boreholes and the boreholes will be grouted with cement-bentonite mix.

LABORATORY STUDY

Upon completion of the subsurface exploration, a general testing program will be designed to define the classification and shrink/swell characteristics of the subsurface conditions. The testing program is anticipated to include moisture contents, Atterberg Limits (plasticity) tests, and grain size analyses. The laboratory testing will be performed in general accordance with applicable ASTM standards.

REPORTING

The results of the field and laboratory phases of the study will be reviewed by our staff of engineers. The results of our review, together with the supporting field and laboratory data, will be presented in a written, reconnaissance report. The Subsurface Reconnaissance Report may also include the following information:

- A summary of the field and laboratory sampling and testing program;
- Boring logs and laboratory testing results;
- A review of general site conditions including a description of the site, the subsurface stratigraphy, groundwater conditions, and the presence and condition of fill materials, if encountered; and
- The evaluation of the on-site soils to be used as possible fill material for mass grading purposes of SH 365 and IBTC.

The final report will be submitted in a PDF format via electronic-mail attachment. Only upon the CLIENT's request, we will reproduce the report in a spirally-bound copy.

TENTATIVE PROJECT SCHEDULE

Based on our present workload and weather permitting, it is anticipated that the field exploration phase of this study can begin within five working days of receiving written authorization to proceed, provided that the site is accessible to our truck-mounted, drill rig and utility clearance has been provided by the CLIENT. The field exploration and laboratory testing phases of the study are expected to take approximately thirty working days to complete. The reconnaissance report will be submitted within an additional twenty working days following completion of the laboratory testing. The above schedule does not account for delays due to inclement weather. We will be pleased to provide the design team with verbal design information as the data becomes available.

LUMP SUM COST

The total lump sum cost for the study outlined herein is **\$150,674.55**. Please refer to the Exhibit D for the cost breakdown. Should unusual subsurface conditions be encountered in the field that indicate the desirability of significantly broadening the scope of the study, we will contact you to receive written authorization before proceeding with any additional work. Additional services will be billed on a unit basis in accordance with the negotiated fees established in the executed agreement between both parties.

The CLIENT has provided RKCI with a Google Earth file of the project site, illustrating the location of the subject mitigation basins. In the preparation of the above cost estimate, we have assumed that all borings will be accessible to our truck-mounted drilling rig and that the location of underground utilities in the vicinity of borings and the traffic control, if necessary, will be performed by the CLIENT.

It should be noted that our study scope (and project cost) do not include professional time or travel expenses for participation in design team meetings. If these services are required, they will be billed at our standard billing rates for professional time plus expenses.

It should be noted that our study scope (and project cost) do not include earthwork and foundation excavation observations during the construction of the project. However, construction observation costs should be included in the project budget.

ACCEPTANCE

We appreciate the opportunity of submitting this proposal and look forward to working with HCRMA in the development of this project, which will be carried out accordance with this letter and the executed agreement between HCRMA and RKCI.

Please return one signed original of this contract to provide written authorization for our firm to perform the services outlined herein. Our invoices are due and payable upon receipt at P.O. Box 971037, Dallas, Dallas County, Texas 75397-1037.

Proposal No. PMA16-061-00
July 27, 2016

5

RKCI considers the data and information contained in this proposal to be proprietary. This statement of qualifications and any information contained herein shall not be disclosed and shall not be duplicated or used in whole or in part for any purpose other than to evaluate this proposal.

Very truly yours,


RABA KISTNER CONSULTANTS, INC.

Accepted By _____
(Signature)



Saul Cruz
Graduate Engineer

(Typed or Printed Name)



Katrin M. Leonard, P.E.
Associate

(Title)

Date: _____

SC/KML

Copies submitted: Above (2)

Enclosures: Exhibit D

EXHIBIT D
TABLE OF DELIVERABLES
Method of Payment: Lump Sum

SH 365 / IBTC - MITIGATION BASINS Raba Kistner				
TASK DESCRIPTION	Unit	Hourly Rate	Estimated Hours	Task Cost
FC 110 - GEOTECHNICAL (ENGINEERING ANALYSIS) PM Hours				
2 Project Site Visit	hour	\$200.91	10	\$ 2,009.10
Geotechnical Report, Soil Geology	hour	\$200.91	13	\$ 2,811.83
Coordination and Meetings	hour	\$200.91	18	\$ 3,616.38
FC 110 - GEOTECHNICAL (ENGINEERING ANALYSIS) Geotechnical Engineer Hours				
4 Project Site Visit	hour	\$100.81	20	\$ 2,016.20
Geotechnical Report, Soil Geology	hour	\$100.81	58	\$ 5,645.38
Coordination and Meetings	hour	\$100.81	16	\$ 1,612.96
FC 110 - GEOTECHNICAL (ENGINEERING ANALYSIS) Admin Hours				
Administrative Hours - Report Preparation and Billing	hour	\$61.79	38	\$ 2,348.02
SUBTOTAL - GEOTECHNICAL ENGINEERING & ANALYSIS (RABA KISTNER)			171	\$ 19,859.85
TOTAL DIRECT EXPENSES (FROM BELOW - RABA KISTNER)				\$ 660.00
SUBTOTAL - GEOTECHNICAL DRILLING AND LABORATORY TESTING (RABA KISTNER)				\$ 99,803.00
SUBTOTAL - GEOTECHNICAL ENGINEERING & ANALYSIS (MILLENNIUM)				\$ 1,733.70
TOTAL DIRECT EXPENSES (MILLENNIUM)				\$ -
SUBTOTAL - GEOTECHNICAL DRILLING AND LABORATORY TESTING (MILLENNIUM)				\$ 28,618.00
GRAND TOTAL				\$ 150,674.55
DIRECT EXPENSES	Units	Unit Cost	Quantity	
Mileage		0.56	1000	\$ 560.00
Geotechnical Report Printing (Estimated at 4 copies ~ 300 sheets each) at \$0.10 each	Print / Sheet	0.1	1000	\$ 100.00
TOTAL DIRECT EXPENSES				\$ 660.00

EXHIBIT D
TABLE OF DELIVERABLES
Method of Payment: Lump Sum

SH 365 / IBTC - PROPOSED MITIGATION BASINS
Raba Kistner

TASK DESCRIPTION	Unit	Fixed Cost	Total Estimated	Task Cost
FC 110 - GEOTECHNICAL (DRILLING AND TESTING)				
Outfall 4 (18 borings at 10 ft)	LF	\$27.50	180	\$ 4,950.00
Outfall 5 (10 borings at 10 ft)	LF	\$27.50	100	\$ 2,750.00
Outfall 6 (44 borings at 15 ft)	LF	\$27.50	660	\$ 18,150.00
Outfall 8 (2 borings at 10 ft)	LF	\$27.50	20	\$ 550.00
Outfall 9 (9 borings at 10 ft)	LF	\$29.50	90	\$ 2,655.00
Outfall A (4 borings at 10 ft)	LF	\$27.50	40	\$ 1,100.00
Outfall B (7 borings at 10 ft)	LF	\$27.50	70	\$ 1,925.00
Outfall E-F-G (13 borings at 10 ft)	LF	\$29.50	130	\$ 3,835.00
Outfall EAST (11 borings at 10 ft)	LF	\$27.50	110	\$ 3,025.00
Outfall WEST (12 borings at 15 ft)	LF	\$29.50	180	\$ 5,310.00
Grouting of Bore Holes	LF	\$5.00	1580	\$ 7,900.00
Mobilization / Demobilization of Drilling Rig & Support Trailer	Mi.	\$4.50	750	\$ 3,375.00
Logging - Estimated at 10 hour days for 15 days of drilling	hour	\$95.12	150	\$ 14,268.00
Staking Boring and Utility Locations (130 Boring Locations at an estimate of 1 hr each - Including utility clearance coord.)	hour	\$105.00	130	\$ 13,650.00
Mileage - 25 Round Trip's (for staking of borings and support vehicle for Logger on Drilling Party)	Mi.	\$0.56	1250	\$ 700.00
Sample Preparation (Tex-101-E) - Proposed for each boring (45 borings to 15 ft)	each	\$52.00	45	\$ 2,340.00
Moisture Content (Tex-103-E) - Proposed on all samples	each	\$13.00	270	\$ 3,510.00
Atterburg Limits (Tex-104, 105 & 106-E) - Proposed at 2 per boring	each	\$69.00	90	\$ 6,210.00
Percent Passing No. 200 Sieve (Tex-111-E) - Proposed at 2 per boring	each	\$40.00	90	\$ 3,600.00
SUB-TOTAL - GEOTECHNICAL EXPLORATIONS AND LABORATORY TESTING				\$ 99,803.00

EXHIBIT D
TABLE OF DELIVERABLES
Method of Payment: Lump Sum

SH 365 / IBTC - PROPOSED MITIGATION BASINS Millennium Engineers				
TASK DESCRIPTION	Unit	Hourly Rate	Estimated Hours	Task Cost
FC 110 - GEOTECHNICAL (ENGINEERING ANALYSIS) PM Hours				
Project Site Visit	hour	\$200.91	0	\$ -
Geotechnical Report, Soil Geology, Site Soils	hour	\$200.91	2	\$ 401.82
Coordination and Meetings	hour	\$200.91	2	\$ 401.82
FC 110 - GEOTECHNICAL (ENGINEERING ANALYSIS) Geotechnical Engineer Hours				
Project Site Visit	hour	\$100.81	0	\$ -
Geotechnical Report, Soil Geology, Site Soils	hour	\$100.81	4	\$ 403.24
Coordination and Meetings	hour	\$100.81	4	\$ 403.24
FC 110 - GEOTECHNICAL (ENGINEERING ANALYSIS) Admin Hours				
Administrative Hours - Report Preparation and Billing	hour	\$61.79	2	\$ 123.58
SUB-TOTAL - GEOTECHNICAL ENGINEERING & ANALYSIS			14	\$ 1,733.70
TOTAL DIRECT EXPENSES (FROM BELOW)				\$ -
SUBTOTAL - GEOTECHNICAL DRILLING AND LABORATORY TESTING (Millennium Engineers)				\$ 28,618.00
MILLENNIUM ENGINEERS' TOTAL				\$ 30,351.70
DIRECT EXPENSES	Units	Unit Cost	Quantity	
Mileage		0.56	0	\$ -
Geotechnical Report Printing (Estimated at 4 copies - 300 sheets each) at \$0.10 each	Print / Sheet	0.1	0	\$ -
TOTAL DIRECT EXPENSES				\$ -

EXHIBIT D
TABLE OF DELIVERABLES
Method of Payment: Lump Sum

SH 365 / IBTC - PROPOSED MITIGATION BASINS
Millennium Engineers

TASK DESCRIPTION	Unit	Fixed Cost	Total Estimated	Task Cost
FC 110 - GEOTECHNICAL (DRILLING AND TESTING)				
Outfall 4 (18 borings at 10 ft)	LF	\$27.50	0	\$ -
Outfall 5 (10 borings at 10 ft)	LF	\$27.50	0	\$ -
Outfall 6 (44 borings at 15 ft)	LF	\$27.50	0	\$ -
Outfall 8 (2 borings at 10 ft)	LF	\$27.50	0	\$ -
Outfall 9 (9 borings at 10 ft)	LF	\$29.50	0	\$ -
Outfall A (4 borings at 10 ft)	LF	\$27.50	0	\$ -
Outfall B (7 borings at 10 ft)	LF	\$27.50	0	\$ -
Outfall E-F-G (13 borings at 10 ft)	LF	\$29.50	0	\$ -
Outfall EAST (11 borings at 10 ft)	LF	\$27.50	0	\$ -
Outfall WEST (12 borings at 15 ft)	LF	\$29.50	0	\$ -
Grouting of Bore Holes	LF	\$5.00	0	\$ -
Mobilization / Demobilization of Drilling Rig & Support Trailer	Mi.	\$4.50	0	\$ -
Logging - Estimated at 10 hour days for 15 days of drilling	hour	\$95.12	0	\$ -
Staking Boring and Utility Locations (130 Boring Locations at an estimate of 1hr each - Including utility clearance coord.)	hour	\$105.00	0	\$ -
Mileage - 25 Round Trip's (for staking of borings and support vehicle for Logger on Drilling Party)	Mi.	\$0.56	0	\$ -
Sample Preparation (Tex-101-E) - Proposed for each boring (74 borings to 10 ft + 11 borings to 15 ft)	each	\$52.00	85	\$ 4,420.00
Moisture Content (Tex-103-E) - Proposed on all samples	each	\$13.00	436	\$ 5,668.00
Atterburg Limits (Tex-104, 105 & 106-E) - Proposed at 2 per boring	each	\$69.00	170	\$ 11,730.00
Percent Passing No. 200 Sieve (Tex-111-E) - Proposed at 2 per boring	each	\$40.00	170	\$ 6,800.00
SUB-TOTAL - GEOTECHNICAL EXPLORATIONS AND LABORATORY TESTING				\$ 28,618.00

Item 3D

HIDALGO COUNTY REGIONAL MOBILITY AUTHORITY

AGENDA RECOMMENDATION FORM

BOARD OF DIRECTORS	<u> X </u>	AGENDA ITEM	<u> 3D </u>
PLANNING COMMITTEE	<u> </u>	DATE SUBMITTED	<u> 08/09/16 </u>
FINANCE COMMITTEE	<u> </u>	MEETING DATE	<u> 08/23/16 </u>
TECHNICAL COMMITTEE	<u> </u>		

1. Agenda Item: **RESOLUTION 2016-110 - APPROVAL OF CONTRACT AMENDMENT 6 TO THE PROFESSIONAL SERVICE AGREEMENT WITH RABA KISTNER FOR GEOTECHNICAL ENGINEERING SERVICES FOR THE 365 TOLLWAY PROJECT**

2. Nature of Request: (Brief Overview) Attachments: X Yes No

Consideration and approval of Contract Amendment 6 to the Professional Service Agreement with Raba Kistner for Geotechnical Engineering Services for Work Authorization 6 in the amount of \$150,674.55 for a revised maximum payable amount of \$868,911.43

3. Policy Implication: Board Policy, Local Government Code, Texas Government Code, Texas Transportation Code, TxDOT Policy

4. Budgeted: Yes No X N/A

5. Staff Recommendation: **Motion to approve Contract Amendment 6 to the Professional Service Agreement with Raba Kistner for Geotechnical Engineering Services for the 365 Tollway Project for Work Authorization 6 in the amount of \$150,674.55 for a revised maximum payable amount of \$868,911.43 as presented.**

6. Program Manager's Recommendation: Approved Disapproved X None

7. Planning Committee's Recommendation: Approved Disapproved X None

8. Board Attorney's Recommendation: Approved Disapproved X None

9. Chief Auditor's Recommendation: Approved Disapproved X None

10. Chief Financial Officer's Recommendation: Approved Disapproved X None

11. Chief Construction Engineer's Recommendation: Approved Disapproved X None

12. Executive Director's Recommendation: X Approved Disapproved None



Project: IBTC

☐ CMT Services

☐ Environmental

☐ Engineering

☒ Geo-Technical **Raba Kistner Consultants**

☐ Surveying

CONTRACT AMENDMENT SUMMARY

RESOLUTION 2016-110

Original Contract Amount **\$ 520,434**

Amendment # 6

Amount 150,674.55

Approved Amendments:

Resolution No.	Description	Amount
2014-71	Original Agreement Amount	\$ 520,433.54
2015-07	Amendment 2 - WA1 SUP 2 & WA1 SUP3	\$ 6,485.26
2015-28	Amendment 3 - WA2 and WA1 SUP4	\$ 97,992.15
2016-08	Amendment 4 - WA1 SUP6 and WA3	\$ 29,536.81
2016-32	Amendment 5 - WA4 and WA5	\$ 63,789.12
Subtotal from Cont. Page		\$ 0.00
Contract Amount		\$ 718,236.88

Proposed Amendment

2016-111 \$150,674.55

Goal and Options:

Approval of Contract Amendment 6 to the Professional Service Agreement with Raba Kistner to increase maximum payable amount for Work Authorization 6 to provide Geotechnical Engineering Services in the amount of \$150,674.55 for a revised maximum payable amount of \$868,911.43.

**Staff is recommending approval of this request in the amount of \$150,674.55
for a Revised Maximum Payable Amount of \$ 868,911.43**

Requested by:
Ramon Navarro, IV, P.E.
Chief Construction Eng.

HIDALGO COUNTY REGIONAL MOBILITY AUTHORITY

BOARD RESOLUTION No. 2016-110

**APPROVAL OF CONTRACT AMENDMENT 6 TO
THE PROFESSIONAL SERVICE AGREEMENT WITH
RABA KISTNER TO PROVIDE GEOTECHNICAL
ENGINEERING SERVICES FOR THE 365 TOLLWAY
PROJECT**

THIS RESOLUTION is adopted this 23rd day of August 2016, by the Board of Directors of the Hidalgo County Regional Mobility Authority at a regular meeting.

WHEREAS, the Hidalgo County Regional Mobility Authority (the "Authority"), acting through its Board of Directors (the "Board"), is a regional mobility authority created pursuant to Chapter 370, Texas Transportation Code, as amended (the "Act");

WHEREAS, the Authority is authorized by the Act to address mobility issues in and around Hidalgo County;

WHEREAS, on February 22, 2012 the Authority Approved Resolution 2012-04, which created the Technical Committee, comprised of senior level engineers and professional from various communities and agencies in the jurisdiction of the Authority, to serve to advise the Board on procurement and consultant work products; and

WHEREAS, on February 22, 2012, the Authority approved Resolution 2012-04, which also authorized the Executive Committee to determine the size, structure and scope of the Technical Committee, identify candidates and issue requests for participation; and

WHEREAS, on October 16, 2013, the Authority approved Resolution 2013-41 authorizing the use and structure of the Technical Committee to rate, rank and recommend a short list to the Board of Directors for the Statements of Qualifications for the International Bridge Trade Corridor Project for Engineering, Surveying and Geotechnical Services; and

WHEREAS, on November 20, 2013, the Authority approved Resolution 2013-52 authorized the Technical Committee to rate and rank the Statements of Qualifications for the International Bridge Trade Corridor Project for Geotechnical Engineering Services and recommends that Board of Directors interview Raba Kistner, L&G Laboratory and Terracon; and

WHEREAS, on January 22, 2014, the Authority approved Resolution 2013-61 where the Board of Directors formally interviewed all the short listed firms for Engineering and Geotechnical Services for the International Bridge Trade Corridor Project, determine a final ranking and authorize HCRMA Staff to negotiate with the top ranked firm of Raba Kistner and L&G Laboratory for Geotechnical Engineering Services; and

WHEREAS, on July 23, 2014, the Authority approved Resolution 2014-71 a Professional Service Agreements with Raba Kistner for Geotechnical Engineering Services for the International Bridge Trade Corridor Project (IBTC); and

WHEREAS, on July 23, 2014, the Authority approved Resolution 2014-72 Work Authorization 1 to the Professional Service Agreement with Raba Kistner for Geotechnical Engineering Services for the IBTC Project in the amount of \$520,433.54; and

WHEREAS, on November 20, 2014, the Authority approved Resolution 2014-106 Work Authorization 1 Supplemental Number 1 to the Professional Service Agreement with Raba Kistner for a no-cost work schedule modification for Geotechnical Engineering Services for the IBTC Project due to rain delays; and

WHEREAS, on February 25, 2015, the Authority approved Resolution 2015-06 Work Authorization 1 Supplemental 2 to the Professional Service Agreement with Raba Kistner for a concrete pavement design for the BSIF Connector Road as part of the US 281 Military Highway Overpass Project in the amount of \$6,485.26.

WHEREAS, on February 25, 2015, the Authority approved Resolution 2015-07 Contract Amendment 2 to the Professional Service Agreement with Raba Kistner to increase the maximum payable amount of Work Authorization 1 Supplemental 2 in the amount of \$6,485.26 and a no cost time extension for Work Authorization 1 Supplemental 3 for a revised maximum payable amount of \$526,918.80; and

WHEREAS, on March 26, 2015, the Authority approved by Resolution 2015-12 Work Authorization 1 Supplemental 4 to the Professional Service Agreement with Raba Kistner for an overweight asphalt pavement design for the State Highway 365 Project in the amount of \$11,769.82; and

WHEREAS, on May 28, 2015, the Authority approved by Resolution 2015-27 Work Authorization 2 to the Professional Service Agreement with Raba Kistner to provide a Phase II Environmental site assessment for potential hazardous material sites located within the proposed right of way for the State Highway 365 Project in the amount of \$86,222.33; and

WHEREAS, on May 28, 2015, the Authority approved by Resolution 2015-28 Contract Amendment 3 to the Professional Service Agreement with Raba Kistner to increase the maximum payable amount for Work Authorization 1 Supplemental 4 and Work Authorization 2 in the amount of \$97,992.15 for a revised maximum payable amount of \$624,910.95; and

WHEREAS, on October 27, 2015, the Authority approved by Resolution 2015-73, Work Authorization 2 Supplemental 1 to the Professional Service Agreement with Raba Kistner for a No-Cost time extension for a Phase II/Hazardous Material Site Assessment within the proposed Right of Way for the State Highway 365 Project; and

WHEREAS, on December 15, 2015, the Authority approved by Resolution 2015-85 Work Authorization 1 Supplemental 5 to the Professional Service Agreement with Raba Kistner for a no-cost time extension to provide pavement design for the US 281/Military Highway Overpass/BSIF Connector Project; and

WHEREAS, on January 26, 2016, the Authority Approved Resolution 2016-06 Work Authorization 1 Supplemental 6 to the Professional Service Agreement with Raba Kistner to provide overweight concrete pavement analysis of ramps and frontage roads for the State Highway 365 Segments 1, 2, and 4 Project in the amount of \$10,031.36

WHEREAS, on January 26, 2016, the Authority Approved by Resolution 2016-07 Work Authorization 3 to the Professional Service Agreement with Raba Kistner to provide overweight concrete pavement analysis for the main lanes for the State Highway 365 Segments 1, 2, and 4 Project in the amount of \$19,505.45; and

WHEREAS, on January 26, 2016, the Authority approved by Resolution 2016-08 Contract Amendment 4 to the Professional Service Agreement with Raba Kistner to increase maximum payable amount for Work Authorization 1 Supplemental 6 and Work Authorization 3 in the amount of \$29,536.81 for a revised maximum payable amount of \$654,447.76; and

WHEREAS, on February 23, 2016, the Authority approved by Resolution 2016-30 Work Authorization 4 to the Professional Service Agreement with Raba Kester to provide a soil and groundwater management plan as part of the environmental clearance document for the International Bridge Trade Corridor Project in the amount of \$3,307.86; and

WHEREAS, on February 23, 2016, the Authority approved by Resolution 2016-31 Work Authorization 5 to the Professional Service Agreement with Raba Kistner to provide a hazardous material assessment as part of the environmental clearance document for the International Bridge Trade Corridor Project in the amount of \$60,481.26; and

WHEREAS, on February 23, 2016, the Authority approved by Resolution 2016-32 Contract Amendment 5 to the Professional Service Agreement with Raba Kistner to increase the maximum payable amount for Work Authorizations 4 & 5 in the amounts of \$3,307.86 and \$60,481.26 respectively, for a revised maximum payable amount of \$632,014.55; and

WHEREAS, on July 26, 2016 the Authority approved Resolution 2016-93 to correct a numerical error in Contract Amendment 5 Resolution 2016-32 to the Professional Service Agreement with Raba Kistner for a revised maximum payable amount of \$718,236.88;

WHEREAS, on August 23, 2016 the Authority approved Work Authorization 6 to the Professional Service Agreement with Raba Kistner to provide Geotechnical Services for the 365 Tollway Project in the amount of \$150,674.55; and

WHEREAS, the Authority has determined it is necessary to approve Contract Amendment 6 to the Professional Service Agreement with Raba Kistner for Work Authorization 6 in the amount \$150,674.55, for a revised maximum payable amount of \$868,911.43; and

NOW THEREFORE, BE IT RESOLVED, BY THE BOARD OF DIRECTORS OF THE HIDALGO COUNTY REGIONAL MOBILITY AUTHORITY THAT:

Section 1. The recital clauses are incorporated in the test of the Resolution as if fully restated.

Section 2. The Board hereby approves Contract Amendment 6 to the Professional Service Agreement with Raba Kistner for a revised maximum payable amount of \$868,911.43, attached hereto as Exhibit A.

Section 3. The Board hereby authorizes the Executive Director to execute Contract Amendment 6 with Raba Kistner as approved..

PASSED AND APPROVED AS TO BE EFFECTIVE IMMEDIATELY BY THE BOARD OF DIRECTORS OF THE HIDALGO COUNTY REGIONAL MOBILITY AUTHORITY AT A REGULAR MEETING, duly posted and noticed, on the 23rd day of August 2016, at which meeting a quorum was present.

S. David Deanda, Jr., Chairman

Ricardo Perez, Secretary/Treasurer

EXHIBIT A

APPROVAL OF CONTRACT AMENDMENT 6
TO THE
PROFESSIONAL SERVICE AGREEMENT WITH
RABA KISTNER, INC.

◆ Contract ◆

**Hidalgo County
Regional Mobility Authority
(HCRMA)(Authority)**

**Engineering / Design Services
Geo-Technical / Segment 0010 IBTC
Geotechnical Borings and
Investigations for: Bridge, Pavement,
and Embankments**

**Contract Amendment 6
to Main Contract**

August 23, 2016

Raba Kistner, Inc.

CONTRACT AMENDMENT NO. 6

CONTRACT AMENDMENT NO. 6
TO PROFESSIONAL SERVICES
AGREEMENT FOR ENGINEERING / DESIGN SERVICES

THIS CONTRACT AMENDMENT NO 6 TO MAIN CONTRACT is made pursuant to the terms and conditions of “Article III Compensation and Attachment A General Provisions Section 6 Supplemental Agreements of that certain Professional Services Agreement for Engineering Design Services” hereinafter identified as the “Agreement,” entered into by and between the Hidalgo County Regional Mobility Authority (Authority), and Raba Kistner Inc. (the Engineer).

The following terms and conditions of the Agreement are hereby amended as follows:

Article II Agreement Period

Article II Agreement Period shall be amended to modify the termination date to terminate at the close of business on _____ in line with the Projected Strategic Plan/Development Schedule for IBTC Project as shown in Work Authorization No. 6.

Article III Compensation

Article III Compensation shall be amended to increase the amount payable under this contract from \$718,236.88 to \$868,911.43 for a total increase of \$150,674.55 due to additional scope and effort outlined in Work Authorization No. 6

This Contract Agreement Number 6 to the Main Contract shall become effective on the date of final execution of the parties hereto. All other terms and conditions of the Agreement not hereby amended are to remain in full force and effect.

IN WITNESS WHEREOF, this Contract Amendment is executed in duplicate counterparts and hereby accepted and acknowledged below.

THE ENGINEER

(Signature)

(Printed Name)

(Title)

(Date)

THE AUTHORITY

(Signature)
Pilar Rodriguez, PE

(Printed Name)
Executive Director

(Title)

(Date)

This Page
Intentionally
Left Blank

Item 3E

HIDALGO COUNTY REGIONAL MOBILITY AUTHORITY

AGENDA RECOMMENDATION FORM

BOARD OF DIRECTORS	<u> X </u>	AGENDA ITEM	<u> 3E </u>
PLANNING COMMITTEE	<u> </u>	DATE SUBMITTED	<u> 08/15/16 </u>
FINANCE COMMITTEE	<u> </u>	MEETING DATE	<u> 08/23/16 </u>
TECHNICAL COMMITTEE	<u> </u>		

1. Agenda Item: **DISCUSSION OF HIDALGO COUNTY REGIONAL MOBILITY AUTHORITY FOR A COMPREHENSIVE DEVELOPMENT AGREEMENT FOR THE INTERNATIONAL BRIDGE TRADE CORRIDOR PROJECT UNDER SECTION 223.2011, TEXAS TRANSPORTATION CODE, EXPIRING ON AUGUST 31, 2017.**
2. Nature of Request: (Brief Overview) Attachments: X Yes No
Discussion of HCRMA authority for a comprehensive development agreement for the International Bridge Trade Corridor Project under Section 223.2011, Texas Transportation Code, expiring on August 31, 2017.
3. Policy Implication: Board Policy, Local Government Code, Texas Government Code, Texas Transportation Code, TxDOT Policy
4. Budgeted: Yes No X N/A
5. Staff Recommendation: **Discussion and possible action of Hidalgo County Reginal Mobility Authority for a Comprehensive Development Agreement for the International Bridge Trade Corridor Project under Section 223.2011, Texas Transportation Code, expiring on August 31, 2017 as presented.**
6. Program Manager's Recommendation: Approved Disapproved X None
7. Planning Committee's Recommendation: Approved Disapproved X None
8. Board Attorney's Recommendation: X Approved Disapproved None
9. Chief Auditor's Recommendation: Approved Disapproved X None
10. Chief Financial Officer's Recommendation: Approved Disapproved X None
11. Chief Construction Engineer's Recommendation: Approved Disapproved X None
12. Executive Director's Recommendation: X Approved Disapproved None