HCRMA
HIDALGO COUNTY REGIONAL MOBILITY AUTHORITY

BOARD OF DIRECTORS MEETING FOR August 2026

HCRMA Board of Directors

Robert L. Lozano, Chairman
Juan Carlos Del Ángel, Vice-Chairman
Michael J. Williamson, Secretary/Treasurer
Jose Maria "Joe" Ochoa, Director
Joe Daniel Olivarez, Director
Javier Peña, Director
Nick Rhodes, Director

HCRMA Administrative Staff

Daniel Garcia, PE, Executive Director
Ramon Navarro IV, PE, CFM, Chief Constr. Eng.
Ruben Alfaro, PE, Development Eng.

General Engineering Consultant

HDR Engineering Inc.

Report on HCRMA Development Activities and Construction Activity

Chief Construction Engineer - Ramon Navarro IV,PE,CFM
Development Engineer - Ruben Alfaro, PE, CFM, PMP

HIDALGO COUNTY REGIONAL MOBILITY AUTHORITY

Overview

- Overweight Permit Summary
- Development Updates

MISSION STATEMENT:

To provide our customers with a rapid and reliable alternative for the safe and efficient movement of people, goods, and services.

HCRMA
HIDALGO COUNTY REGIONAL MOBILITY AUTHORITY

Monthly Overweight/Oversize Report

July 1, 2026 – July 31, 2026

	Current Year	2025	% CHANGE
Total Permits Issued:	**6,128**	**6,181**	**-0.86%**
Total Amount Collected:	**$ 1,285,827.28**	**$ 1,261,502.00**	**1.93%**
■ Convenience Fees:	$ 23,459.28	$ 25,302.00	
■ Total Permit Fees:	$ 1,262,368.00	$ 1,236,200.00	
– Pro Miles:	$ 18,384.00	$ 18,543.00	
– TxDOT (On system):	$ 1,073,012.80	$ 1,036,244.65	
– Local (Off system):	$ -	$ 14,525.35	
– HCRMA:	$ 170,971.20	$ 166,887.00	**2.45%**

Effective January 1, 2026, permit fee increased from $200 to $206
Convenience fees: 3% of Credit Card Payment
Pro Miles: $3 per Permit.
TxDOT & Local: 85% of Total Permit fees.
HCRMA: Remaining of Total Permit fees.

Permit Totals by Month (2023–2026)

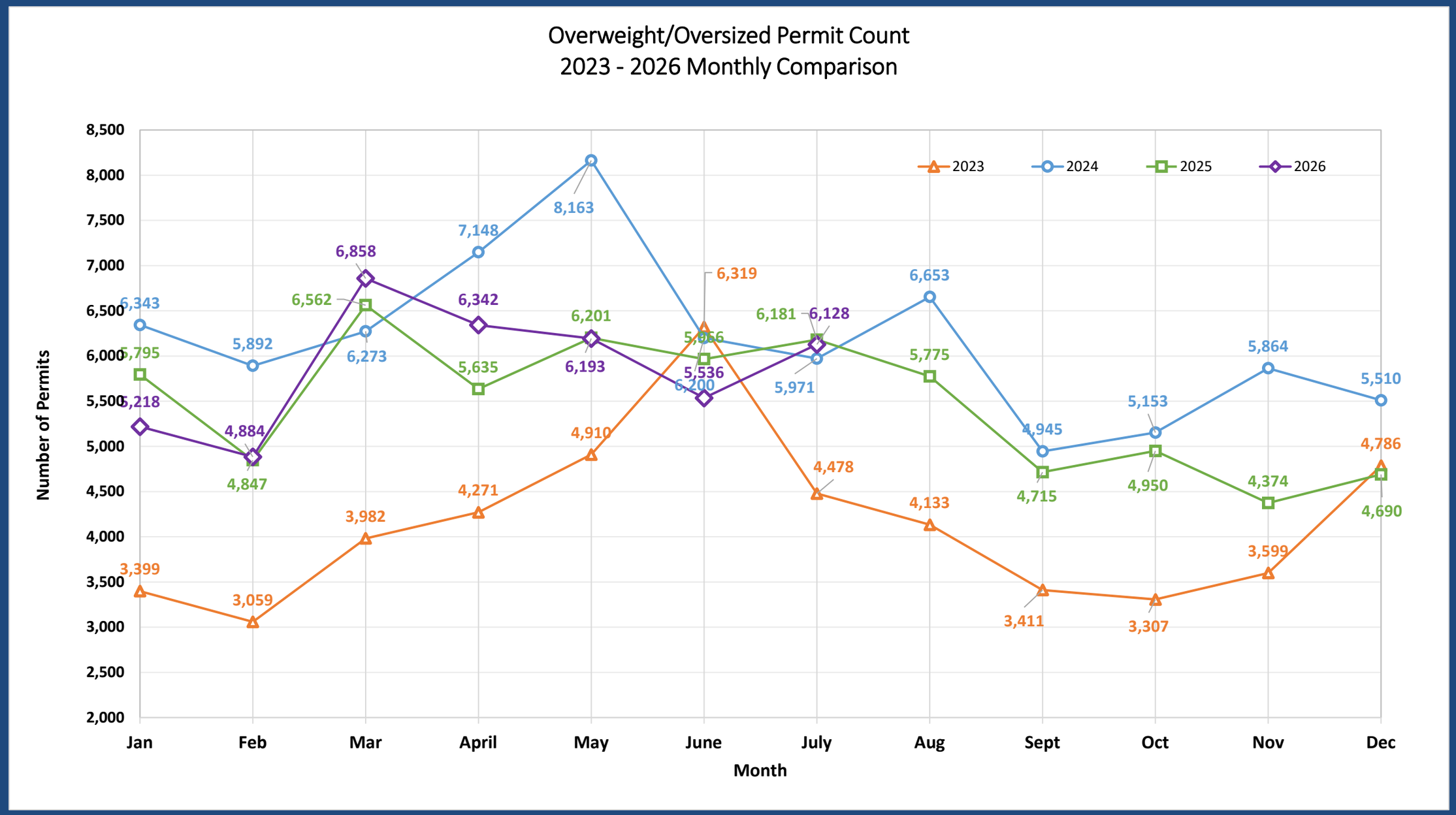

Top Permit Users
July 1, 2026 – July 31, 2026

	Company Name	Permit Count	Load Description
1	LOGISTICA EN CARGA REFRIGERADA S.A. DE C.V	183	FOOD PRODUCTS
2	PEDRO ESPINO DIAZ	181	FOOD PRODUCTS
3	VICE NEGOCIOS AGROPECUARIOS Y ASOCIADOS SA DE CV	144	FOOD PRODUCTS
4	SERVICIOS ADUANALES RM	138	FOOD PRODUCTS
5	ISABEL CRISTINA PEREZ GARCIA	109	FOOD PRODUCTS
6	RAMIRO RIVAS FLORES	107	FOOD PRODUCTS
7	AUTOTRANSPORTES Y LOGISTICA CCL SA DE CV	91	FOOD PRODUCTS
8	HERIBERTO GONZALEZ ALMAGUER	88	FOOD PRODUCTS
9	DANIEL ROMERO GARCIA DBA TRANSPORTES DR	85	FOOD PRODUCTS
10	NATALIA ITZEL HERNADEZ ESTUDILLO MYR TRUCKING	85	FOOD PRODUCTS

Yearly Overweight/Oversize Report:

January 1, 2026 – July 31, 2026

	Current Year	2025	% CHANGE
Total Permits Issued:	**41,159**	**41,187**	**-0.07%**
Total Amount Collected:	**$ 8,639,786.44**	**$ 8,407,086.00**	**2.77%**
■ **Convenience Fees*:**	**$ 162,550.44**	**$ 169,686.00**	
■ **Total Permit Fees:**	**$ 8,477,236.00**	**$ 8,237,400.00**	
– Pro Miles:	$ 123,477.00	$ 123,561.00	
– TxDOT (On system):	$ 7,205,650.00	$ 6,905,000.55	
– Local (Off system):	$ -	$ 96,789.45	
– HCRMA:	$ 1,148,108.40	$ 1,112,049.00	**3.24%**

Effective January 1, 2026, permit fee increased from $200 to $206
Convenience fees: 3% of Credit Card Payment
Pro Miles: $3 per Permit.
TxDOT & Local: 85% of Total Permit fees.
HCRMA: Remaining of Total Permit fees.

Cumulative Permit Totals by Month (2023–2026)

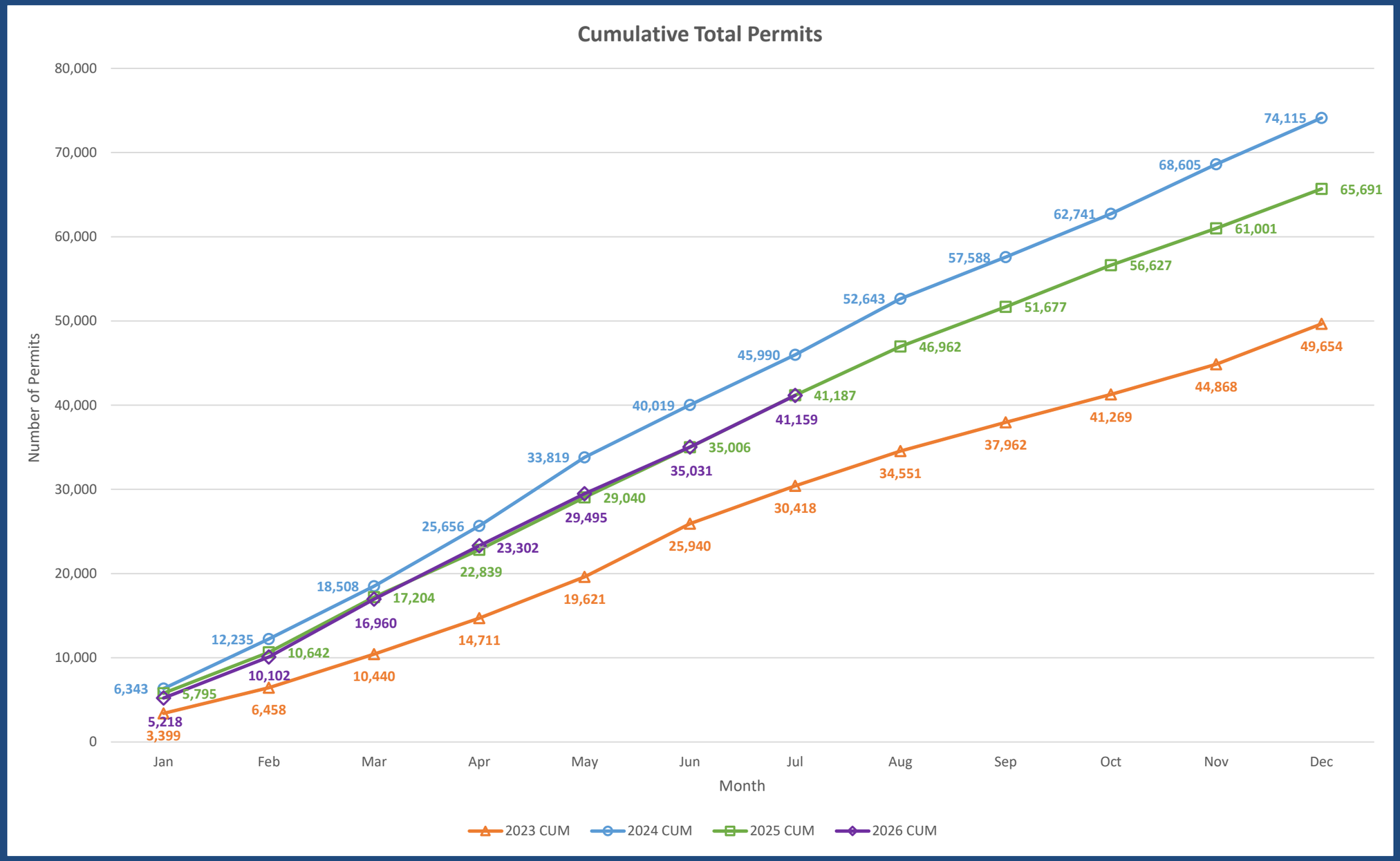

Accumulated Overweight/Oversize Report:

January 1, 2014 – July 31, 2026

Total Permits Issued:	**495,673**
Total Amount Collected:	**$ 90,282,954.44**
■ Convenience Fees:	$ 1,796,830.68
■ **Total Permit Fees:**	**$ 88,486,123.76**
– Pro Miles:	$ 1,461,189.00
– TxDOT (On system):	$ 75,017,929.61
– Local (Off system):	$ 153,497.30
– HCRMA:	$ 11,853,507.60

Development Updates:

- Prepared RFQ for surveying services to be presented to the board.
- In negotiations with Consor for Fee and Schedule Section A.

Upcoming Presentations:

- Pharr International Truck Expo (August 28, 2026)

- 365 Toll Integration Project (HDR)
- 365 Tollway Civil Project (HCRMA)

MISSIONSTATEMENT:

To provide our customers with a rapid and reliable alternative for the safe and efficient movement of people, goods, and services.

HCRMA
HIDALGO COUNTY REGIONAL MOBILITY AUTHORITY

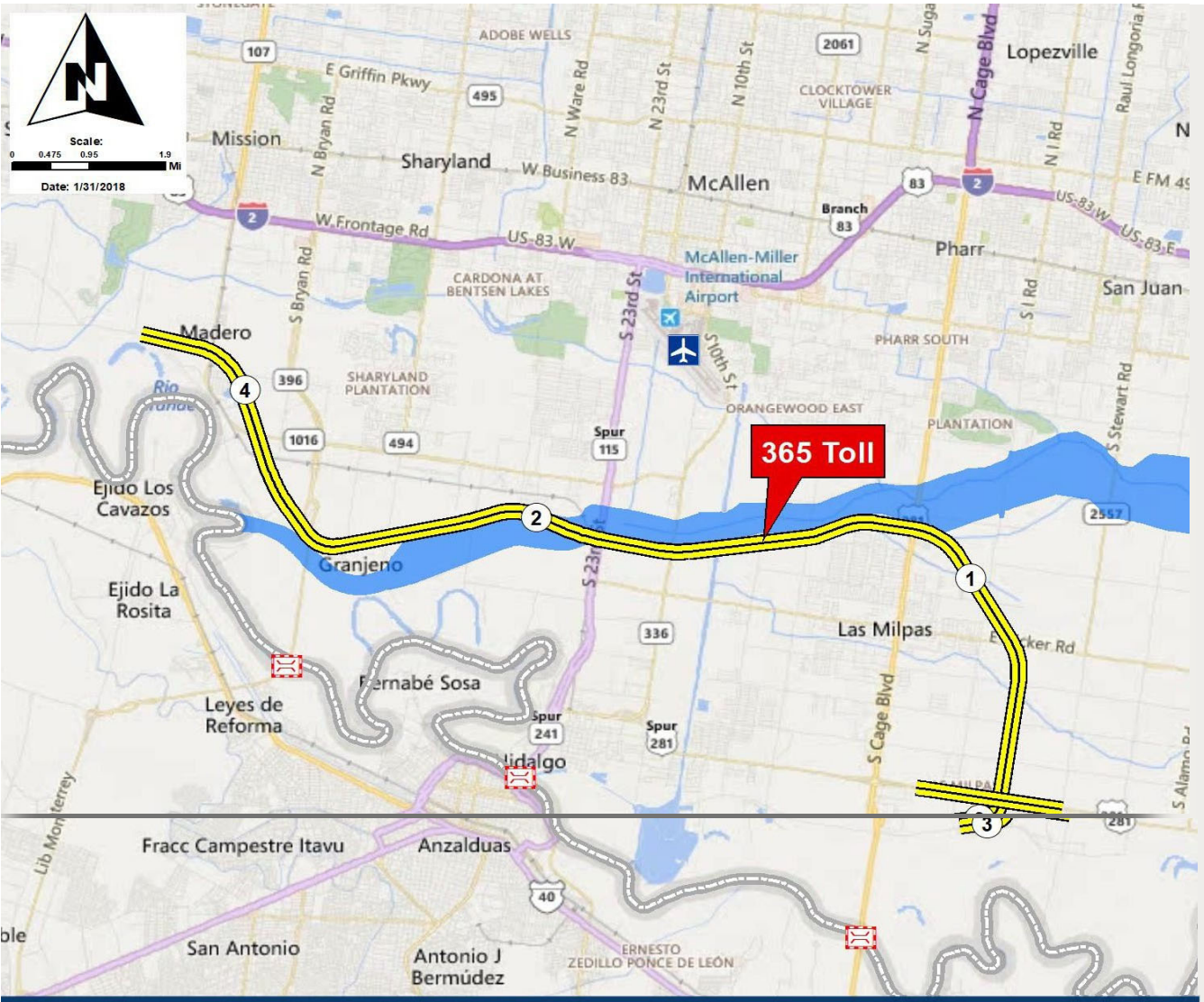

365 TOLL SEGS. 1 & 2 LIMITS FROM FM 396 / ANZ. HWY. TO US 281 / BSIF CONNECTOR (365 SEG. 3)
365 TOLL SEG. 4 LIMITS FROM FM 1016 / CONWAY AVE TO FM 396 / ANZ. HWY. (FUTURE CONSTRUCTION)

365 TOLL

HCRMA

MAJOR MILESTONES:

NEPA CLEARANCE 07/03/2015

PH 1: 365 SEG. 3 –
LET: 08/2015
COMPLETED

PH 2: 365 TOLL SEGS. 1 & 2 –
LET: 11/2021
OPEN: 01/2026

HCRMA
HIDALGO COUNTY REGIONAL MOBILITY AUTHORITY



365 Tollway Implementation: Toll Pricing & Back Office Update

HIDALGO COUNTY REGIONAL MOBILITY AUTHORITY

HCRMA
HIDALGO COUNTY REGIONAL MOBILITY AUTHORITY

August 25, 2026

HCRMA
HIDALGO COUNTY REGIONAL MOBILITY AUTHORITY

Tolling System Components

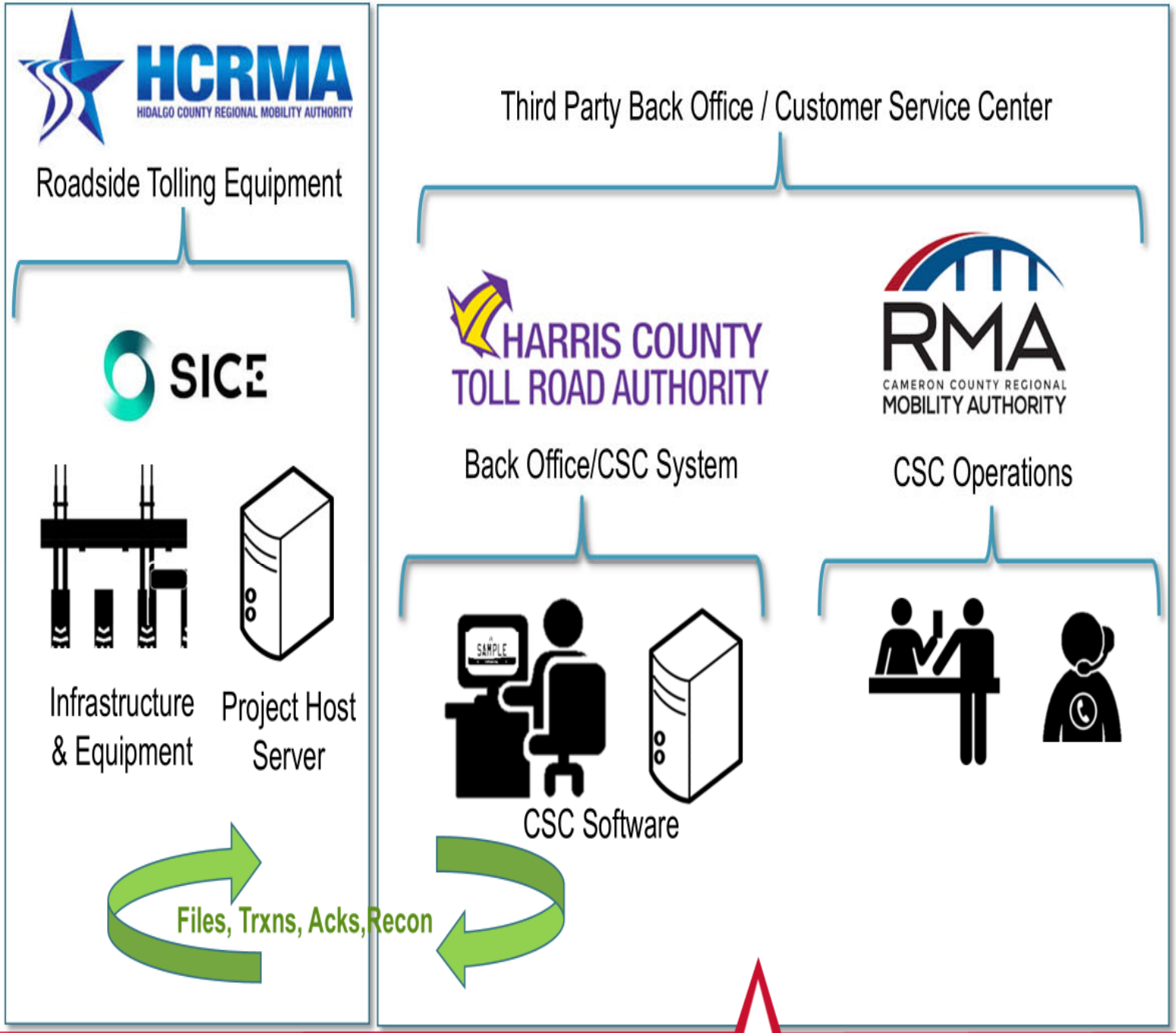

Support Overview

BOS Partners

Cameron County Regional Mobility Authority (CCRMA)	Harris County Toll Road Authority	Central United States Interoperability Partners (CUSIOP)
• Leveraging existing agreements with HCTRA for transaction processing • Providing local Customer Service Center	• Contractor for back-office systems • Mail house services	• Facilitator for multi-agency and interstate interoperability • Enables assessment and payment of tolls by users with accounts held by participating agencies

Interlocal Agreements

- CCRMA/HCTRA ILA – Complete
- HCRMA/CCRMA ILA – Complete
  - $0 capital cost to implement
- HCTRA Statement of Work – Complete
  - $0 capital cost to implement
- HCTRA ILA – In-Progress
  - Not needed for go-live
  - Necessary for backup tolling services

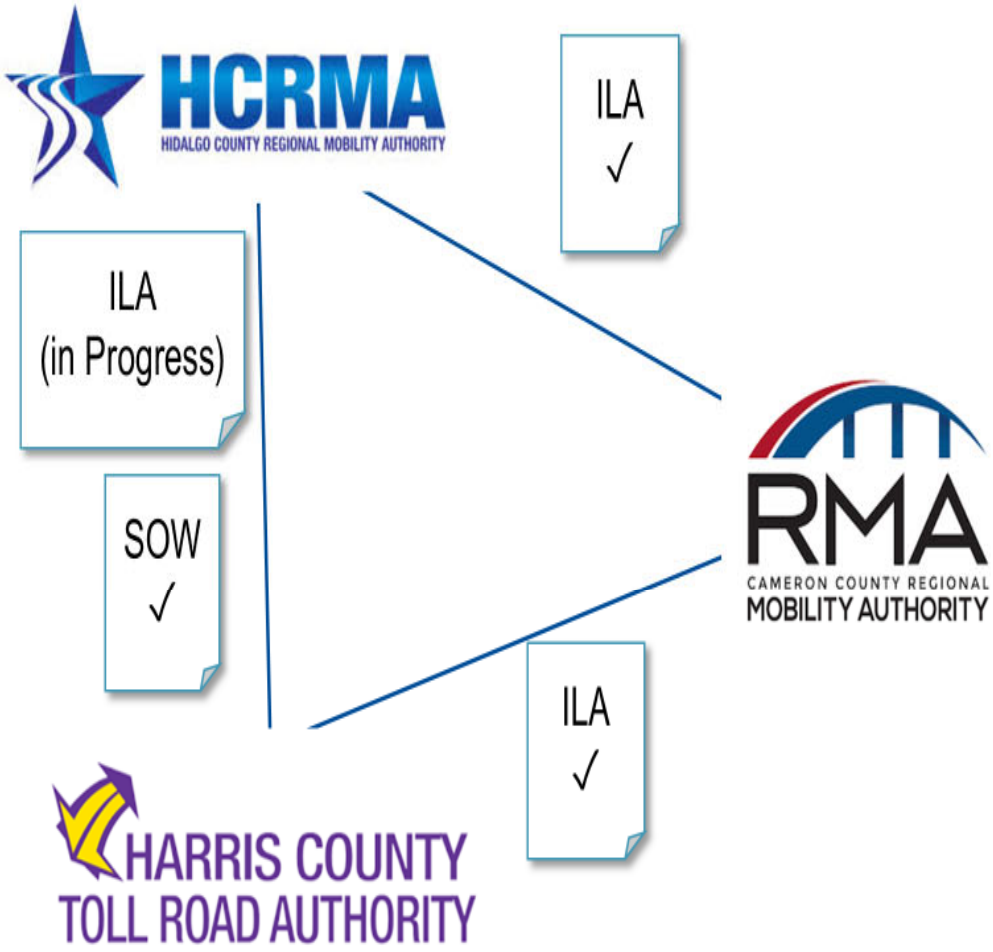

Toll System – Physical Layout

The Toll System Integration project includes the preliminary design, final design, development, deployment, testing, and commissioning of the 365 Toll System.

- 4 Mainline Gantries
- 5 Ramp Gantries
- Roadside Collection System

Each Mainline Gantry and Ramp Gantry will assess a toll.

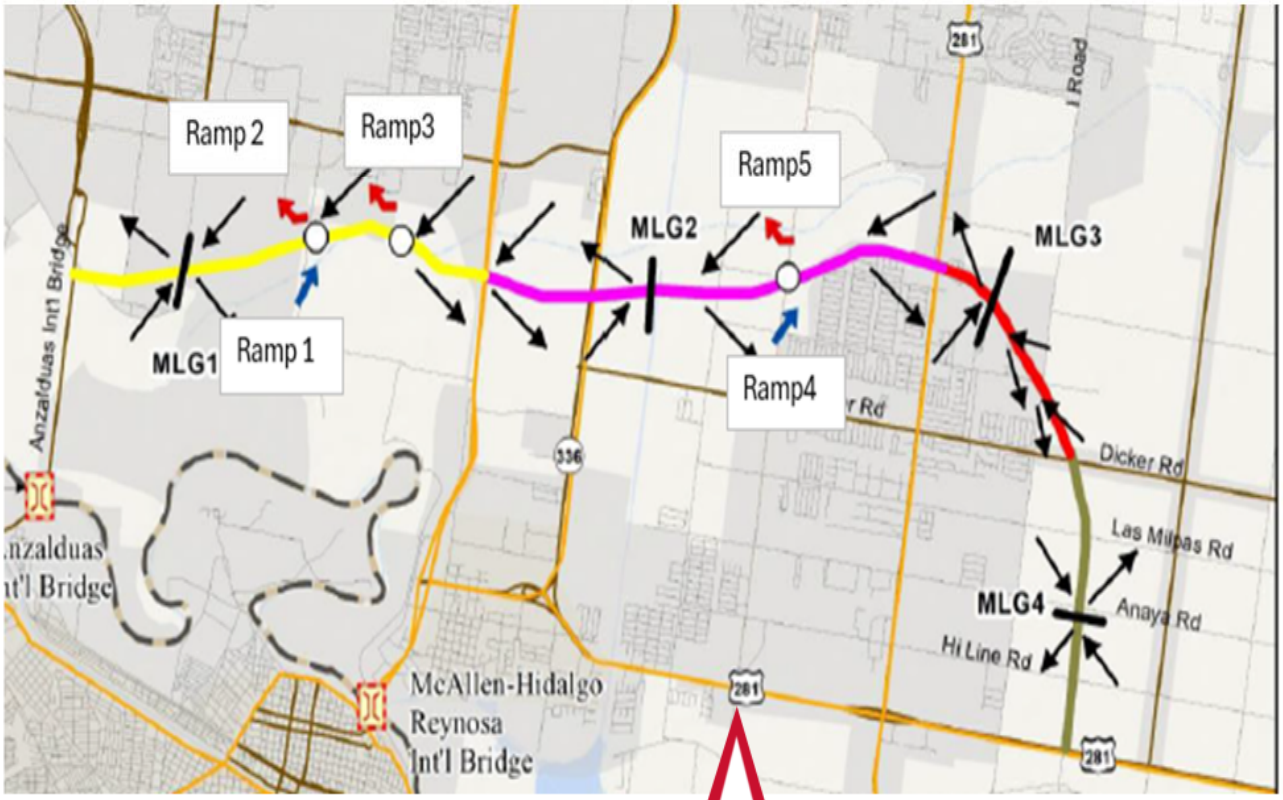

HCRMA
HIDALGO COUNTY REGIONAL MOBILITY AUTHORITY

Toll System – Toll Rates

Two ways to communicate rates:

- Fuego Rate is 25% discount from Pay by Mail.
- Pay by Mail is 1/3 higher than Fuego Rate.

Toll Rate Schedule - Fuego Tag

Vehicle Class	Axle Count	Height	Examples	MLG1	MLG2	MLG3	MLG4	Ramp 1 & Ramp 2	Ramp 3	Ramp 4 & Ramp 5
Class 1	2-axle	Less than 7 ft.	Motorcycles, Cars, Small Buses or Trucks (U-haul)	$1.12	$1.03	$0.52	$0.47	$0.71	$0.28	$0.35
Class 2A	2-axle	Greater than 7 ft.	Large Trucks/Pickups, Small RVs, Large Buses	$2.24	$2.05	$1.04	$0.95	$1.42	$0.55	$0.69
Class 2B	3-axle	Less than 7 ft.	Cars or Pickups w/ Trailers, Heavy Duty Vans							
Class 3A	3-axle	Greater than 7 ft.	Cars or Pickups w/ Trailers, Large Buses or Trucks	$3.35	$3.08	$1.56	$1.42	$2.13	$0.83	$1.04
Class 3B	4-axle	Any Height	Medium Trucks							
Class 4	5-axle	Any Height	Large Trucks, Semi Trucks	$4.47	$4.11	$2.07	$1.90	$2.84	$1.11	$1.39
Class 5	6-axle	Any Height	Large Semi Trucks	$5.59	$5.13	$2.59	$2.37	$3.55	$1.39	$1.74

Toll Rate Schedule - Pay by Mail

Vehicle Class	Axle Count	Height	Examples	MLG1	MLG2	MLG3	MLG4	Ramp 1 & Ramp 2	Ramp 3	Ramp 4 & Ramp 5
Class 1	2-axle	Less than 7 ft.	Motorcycles, Cars, Small Buses or Trucks (U-haul)	$1.49	$1.37	$0.69	$0.63	$0.95	$0.37	$0.47
Class 2A	2-axle	Greater than 7 ft.	Large Trucks/Pickups, Small RVs, Large Buses	$2.99	$2.73	$1.39	$1.27	$1.89	$0.73	$0.92
Class 2B	3-axle	Less than 7 ft.	Cars or Pickups w/ Trailers, Heavy Duty Vans							
Class 3A	3-axle	Greater than 7 ft.	Cars or Pickups w/ Trailers, Large Buses or Trucks	$4.47	$4.11	$2.08	$1.89	$2.84	$1.11	$1.39
Class 3B	4-axle	Any Height	Medium Trucks							
Class 4	5-axle	Any Height	Large Trucks, Semi Trucks	$5.96	$5.48	$2.76	$2.53	$3.79	$1.48	$1.85
Class 5	6-axle	Any Height	Large Semi Trucks	$7.45	$6.84	$3.45	$3.16	$4.73	$1.85	$2.32

Toll Rate Signage

- Simplified Signage
- Acceptable within MUTCD
- In-use across TX and US



HCRMA
HIDALGO COUNTY REGIONAL MOBILITY AUTHORITY

Business Rules – Pay by Mail

Escalation Assumptions (Bring Down Letter)

Item	Description	Schedule	Customer Fees (2024$)
Toll Collection Notice Schedule (after the first Video Toll Transaction	1. Toll Bill	After 30 days	$1.20
	2. Notice of Non-Payment	After 60 days	$18.35
	3. Notice of Toll Violation	After 90 days	$36.70
	4. Notice of Collection	After 120 – 180 days	$18.35

Item	Description
Fee Adjustments	Fee increase every 3 years
	Base fee rate is in 2024 dollars
	Escalated by index of projected Texas CPI (Moody's)
	Rounded to the lowest nearest 25 cents (Toll Collection Fees) and 5 cents (Convenience Fees)

HCRMA
HIDALGO COUNTY REGIONAL MOBILITY AUTHORITY

Back Office Coordination

Next Steps – Coordinate/Align CCRMA's current processes to accommodate HCRMA:

- Pay by Mail Notices and Envelopes
- Fuego Tag Statements
- Terms & Conditions
- Privacy Policy
- FuegoTag.org Website
- Customer Correspondence
  - Templates, Emails, etc.
- Training Materials
- Frequently Asked Questions

HCRMA
HIDALGO COUNTY REGIONAL MOBILITY AUTHORITY

Pay by Mail Notice Alternatives

1

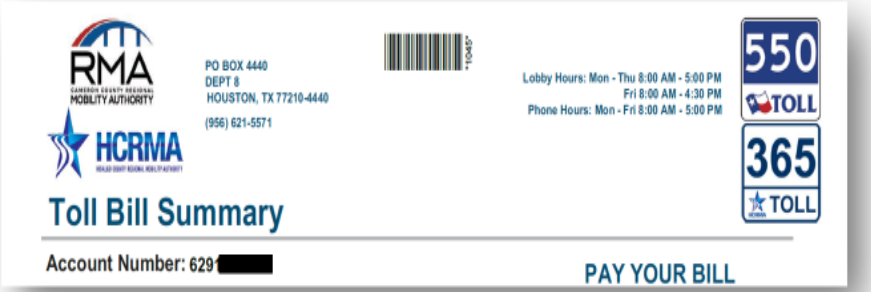

2

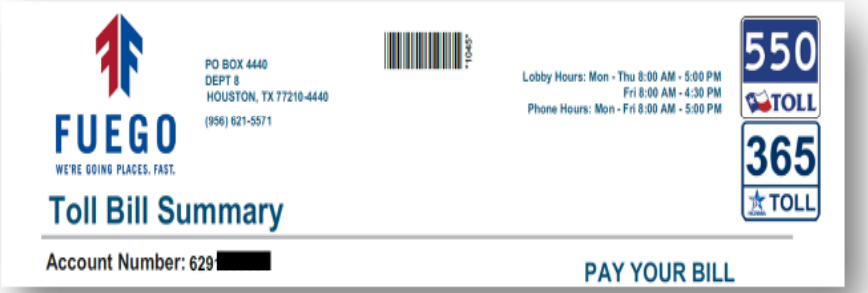

3



4



5



6

HCRMA
HIDALGO COUNTY REGIONAL MOBILITY AUTHORITY

365 Tollway Implementation Board Progress Report

HIDALGO COUNTY REGIONAL MOBILITY AUTHORITY
203 W. Newcombe Ave Pharr, Texas 78577

HCRMA
HIDALGO COUNTY REGIONAL MOBILITY AUTHORITY

August 25, 2026



Executive Summary

365 Tollway – Toll System Integration

Last Month:

- Additional toll equipment installation
- Scope of Work for HCTRA/CCRMA Back Office Executed
- Traffic Management Center and ITS coordination
- Developed draft modifications to toll bills and website

Next Month:

- Continue roadside system Installation
- Kick-off Back-Office Integration Project

Challenges

- Civil construction delays shifted go-live.
- Continuing to evaluate civil contractor schedule for fiber optic network and power availability for future gantry testing.
- Back-Office agreement with HCTRA pending negotiation

Successes

- Single gantry implementation reduced capital and operations expenses – (Approved by board 11/28/23)
- Addition of height to vehicle classification expected to increase revenue (Approved by board 11/28/23)
- All design documentation received on-time and accepted by HCRMA on-schedule (October 2025)

Project Background

365 Tollway – Toll System Integration

Project Description

The Toll System Integration project includes the preliminary design, final design, development, deployment, testing, and commissioning of the 365 Toll System.

- 4 Mainline Gantries
- 5 Ramp Gantries
- Roadside Collection System
- Commercial Back-Office System
- Integration with third-party back-office and customer service center (HCTRA/CCRMA) for revenue collection

SICE

Toll System Integrator responsible for:

- Development, implementation, and testing
- Operations & Maintenance
- Roadside Equipment
- Operational Back Office

HDR

Tolling Consultant responsible for:

- Preliminary Design
- Oversight of final design, development and testing
- Cost estimates and toll system cash flow forecasting
- Training and development of HCRMA staff

Project Background

365 Tollway – Toll System Integration

Contract Status

- SICE Tolling
  - Competitive bid process with 5 proposers
  - Lowest bid **and** Highest Value
- Notice to Proceed: July 6, 2023

Cost	Original Contract	Current Contract
Capital Cost	$8,228,923.00	$10,061,137.37
Operations (5 yrs)	$5,751,746.00	$5,444,676.45
Total Cost	$13,980,669.00	$15,505,813.62

- Cost to-Date: $6.3M (63% of capital cost)

Change Orders

Change Order 1
- Mono-Gantry Solution and Large Truck Classification
- Reduce infrastructure and increase revenue
- Cost: $645,171

Change Order 2
- Modified Go-Live Date
- Implement Soft-Go-Live three months early
- Cost: $1,227,044.21

Change Order 3
- Remove Image Review from Contract
- Cost: -$347,070.00 (savings)

Project Schedule and Milestones

Original

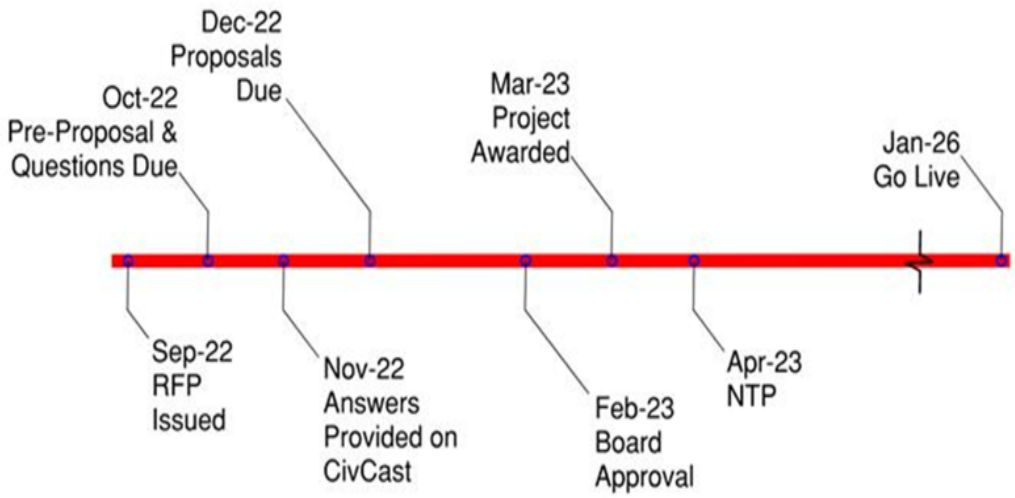

Current

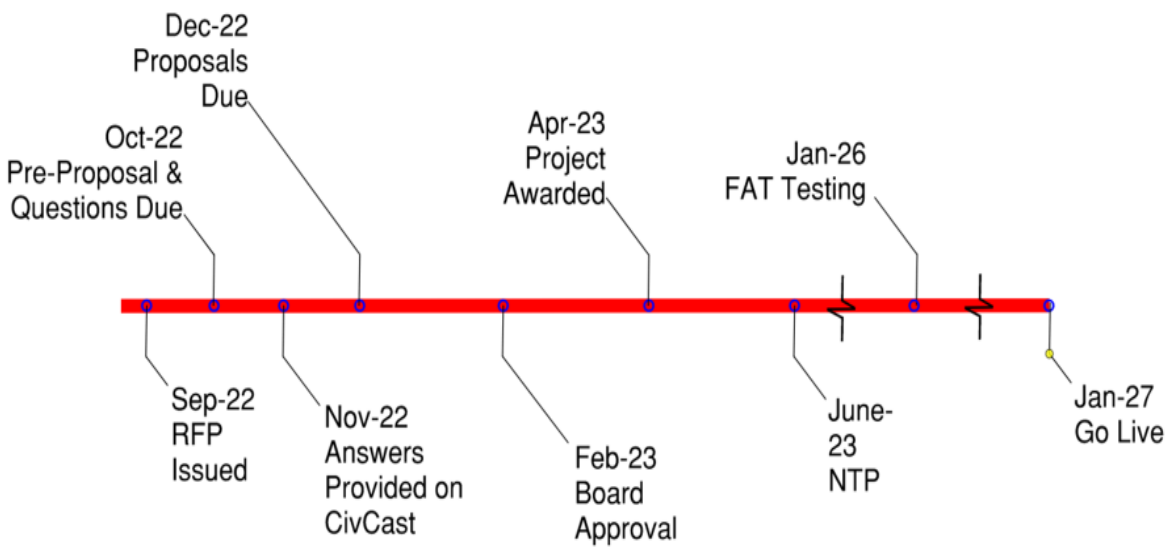

Milestone	Date
NTP	July 6, 2023
Final Design Document	February 2024
Final System Design Document (Roadside)	May 2024
Business Rules Development	November 2024
Final Installation Plans	March 2025
MTG 1 Constructed	August 2025
MTG 1 Fact. Acc. Test	January 2026
Toll Site Commissioning	September 2026
Go Live and SAT	November 2026
Final System Acceptance	April 2027

SICE INC. - CONSTRUCTION PHASE

Contract Amount **$9,754,067.62**

Invoice Number	Date	365 Toll Collection System Installation Integration	Billing Amount	Retainage	Invoice Amount	Percentage %
365TCS- INV-0001	8/1/2023	Contract Signature & Performance Bond, Monthly Mgmt. Fee, and Delivery of Payment & Performance Bond	$ 734,715.04	$ (73,471.50)	$ 661,243.54	7.53%
365TCS- INV-0002	9/1/2023	Milestone Draw Request	$ 197,153.58	$ (19,715.36)	$ 177,438.22	2.02%
365TCS-INV-0003	10/1/2023	Milestone Draw Request	$ 223,885.56	$ (22,388.56)	$ 201,497.00	2.30%
365TCS-INV-0004	11/1/2023	Milestone Draw Request	$ 157,550.80	$ (15,755.08)	$ 141,795.72	1.62%
365TCS-INV-0005	12/1/2023	Milestone Draw Request	$ 38,742.00	$ (3,874.20)	$ 34,867.80	0.40%
365TCS-INV-0006	1/1/2024	Milestone Draw Request	$ 38,742.00	$ (3,874.20)	$ 34,867.80	0.40%
365TCS-INV-0007	2/1/2024	Milestone Draw Request	$ 38,742.00	$ (3,874.20)	$ 34,867.80	0.40%
365TCS-INV-0008	3/1/2024	Milestone Draw Request	$ 84,285.22	$ (8,428.52)	$ 75,856.70	0.86%
365TCS-INV-0009	4/1/2024	Milestone Draw Request	$ 209,935.38	$ (20,993.54)	$ 188,941.84	2.15%
365TCS-INV-0010	5/1/2024	Milestone Draw Request	$ 53,593.10	$ (5,359.31)	$ 48,233.79	0.55%
365TCS-INV-0011	5/31/2024	Milestone Draw Request	$ 53,593.10	$ (5,359.31)	$ 48,233.79	0.55%
365TCS-INV-0012	7/11/2024	Milestone Draw Request	$ 38,742.00	$ (3,874.20)	$ 34,867.80	0.40%
365TCS-INV-0013	7/18/2024	Milestone Draw Request	$ 70,424.50	$ (7,042.45)	$ 63,382.05	0.72%
365TCS-INV-0014	8/20/2024	Milestone Draw Request	$ 38,742.00	$ (3,874.20)	$ 34,867.80	0.40%
365TCS-INV-0015	9/20/2024	Milestone Draw Request	$ 38,742.00	$ (3,874.20)	$ 34,867.80	0.40%
365TCS-INV-0016	10/22/2024	Milestone Draw Request	$ 53,593.10	$ (5,359.31)	$ 48,233.79	0.55%
365TCS-INV-0017	11/18/2024	Milestone Draw Request	$ 66,464.36	$ (6,646.44)	$ 59,817.92	0.68%
365TCS-INV-0018N	1/1/2025	Milestone Draw Request	$ 38,742.00	$ (3,874.20)	$ 34,867.80	0.40%
365TCS-INV-0019	1/20/2025	Milestone Draw Request	$ 38,742.00	$ (3,874.20)	$ 34,867.80	0.40%
365TCS-INV-0020	3/1/2025	Milestone Draw Request	$ 58,543.62	$ (5,854.36)	$ 52,689.26	0.60%
365TCS-INV-0021	4/1/2025	Milestone Draw Request	$ 121,908.16	$ (12,190.82)	$ 109,717.34	1.25%
365TCS-INV-0022	5/1/2025	Milestone Draw Request	$ 484,299.12	$ (15,891.91)	$ 468,407.21	4.97%
365TCS-INV-0023	6/1/2025	Milestone Draw Request	$ 1,031,888.71	$ (98,175.96)	$ 933,712.75	10.58%
365TCS-INV-0024	6/18/2025	Milestone Draw Request	$ 38,742.00	$ (3,874.20)	$ 34,867.80	0.40%
365TCS-INV-0025	8/1/2025	Milestone Draw Request	$ 38,742.00	$ (3,874.20)	$ 34,867.80	0.40%
365TCS-INV-0026	9/1/2025	Milestone Draw Request	$ 97,167.10	$ (3,874.20)	$ 93,292.90	1.00%
365TCS-INV-0027	10/16/2025	Milestone Draw Request	$ 166,346.84	$ (16,634.68)	$ 149,712.16	1.71%
365TCS-INV-0028	11/3/2025	Milestone Draw Request	$ 38,742.00	$ (3,874.20)	$ 34,867.80	0.40%
365TCS-INV-0029	12/4/2025	Milestone Draw Request	$ 400,187.37	$ (24,046.74)	$ 376,140.63	4.10%
365TCS-INV-0030	1/13/2026	Milestone Draw Request	$ 38,742.00	$ (3,874.20)	$ 34,867.80	0.40%
365TCS-INV-0031	2/6/2026	Milestone Draw Request	$ 402,207.19	$ (40,220.72)	$ 361,986.47	4.12%
365TCS-INV-0032	3/13/2026	Milestone Draw Request	$ 88,859.98	$ (8,886.00)	$ 79,973.98	0.91%
365TCS-INV-0034	5/11/2026	Milestone Draw Request	$ 687,617.54	$ (68,761.75)	$ 618,855.79	7.05%
365TCS-INV-0035	6/9/2026	Milestone Draw Request	$ 664,483.39	$ (66,448.34)	$ 598,035.05	6.81%
365TCS-INV-0036	7/15/2026	Milestone Draw Request	$ 257,500.92	$ (25,750.09)	$ 231,750.83	2.64%
365TCS-INV-0037	8/12/2026	Milestone Draw Request	$ 106,897.59	$ (10,689.76)	$ 96,207.83	1.10%
		Totals	**$ 6,938,005.27**	**$ (634,435.11)**	**$ 6,303,570.16**	**71.13%**

SICE INC. - MAINT. PHASE

Contract Amount **$5,751,746.00**

	Date	365 Toll Collection System Maintenance	Billing Amount	Retainage	Invoice Amount	Percentage %
		Totals	$ -	$ -	$ -	0.00%

Construction Phase			
Schedule A	Implementation Services	$	2,210,928.40
Schedule B	Hardware	$	2,871,116.00
Schedule C	Software	$	203,430.08
Schedule E	Performance Bond & Payment Bond	$	142,000.00
Change Order CO	Change Order Progress	$	916,876.59
		$	**6,344,351.07**

SCH	Name		
MOH	Material on Hand	$	593,654.20
		$	**593,654.20**

Maintenance Phase			
Schedule D	Maintenance	$	-
		$	**-**

Amount Paid

Construction	$	6,344,351.07
Material On Hand	$	593,654.20
Maintenance	$	-
Less Retainage	$	(634,435.11)
Total Amount Paid	**$**	**6,303,570.16**

Construction Phase

Amount Billed	$	6,938,005.27
Less Retainage	$	(634,435.11)
Amount Paid	$	6,303,570.16
Total Construction Phase Amount:		$9,754,067.62
Remaining Bal for Const. Phase		**$3,450,497.46**

Maintenance Phase

Total Maintenance Phase Amount:	$5,751,746.00
Amount Paid	$0.00
Total Maintenance Phase Amount:	$5,751,746.00
Remaining Bal for Maint. Phase	**$5,751,746.00**

Total Remaining Balance for Const./Maint. including Retainage **$9,202,243.46**

INDEX DATA
SHEET ON PAGE 2

HIDALGO COUNTY
REGIONAL MOBILITY AUTHORITY

PLANS OF PROPOSED
ROADWAY IMPROVEMENT

FEDERAL AID PROJECT NO. DMO 2013 (420)

365 TOLL

CONT	SECT	JOB	HIGHWAY
0921	02	368	365 TOLL
DIST	COUNTY		SHEET NO.
PHR	HIDALGO		1

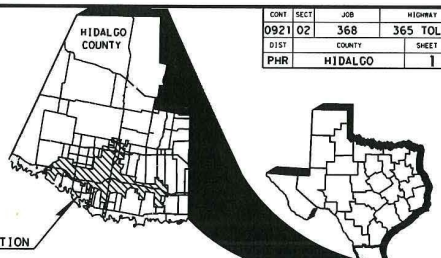

LEVEE RELOCATION:
12,232.62 FT = 2.32 MI.

PROJECT LENGTH:
ROADWAY: 58,504.54 FT = 11.08 MI.
BRIDGE: 6,042.00 FT = 1.14 MI.
TOTAL: 64,546.54 FT = 12.22 MI.

LIMITS:
FROM: FM 396 (ANZALDUAS HWY) & GSA CONNECTOR
TO: US 281 (MILITARY HIGHWAY)

CONSTRUCTION OF

A NEW ROADWAY CONSISTING OF GRADING, FLEXIBLE BASE, LIME TREATED SUBGRADE, ASPHALTIC CONCRETE PAVEMENT, CRCP, RETAINING WALLS, CULVERTS, IRRIGATION STRUCTURES, BRIDGE STRUCTURES, TRAFFIC SIGNALS, ILLUMINATION, SIGNING, PAVEMENT MARKINGS, TOLL GANTRIES, TOLL EQUIPMENT, FIBER OPTIC NETWORK, CCTV CAMERAS, VEHICLE DETECTION SYSTEM, BLUETOOTH, DYNAMIC MESSAGE SIGNS, WIRELESS ANTENNAS, ITS POLES, ITS CABINETS, GROUND BOXES, CONDUITS, AND LEVEE RELOCATION

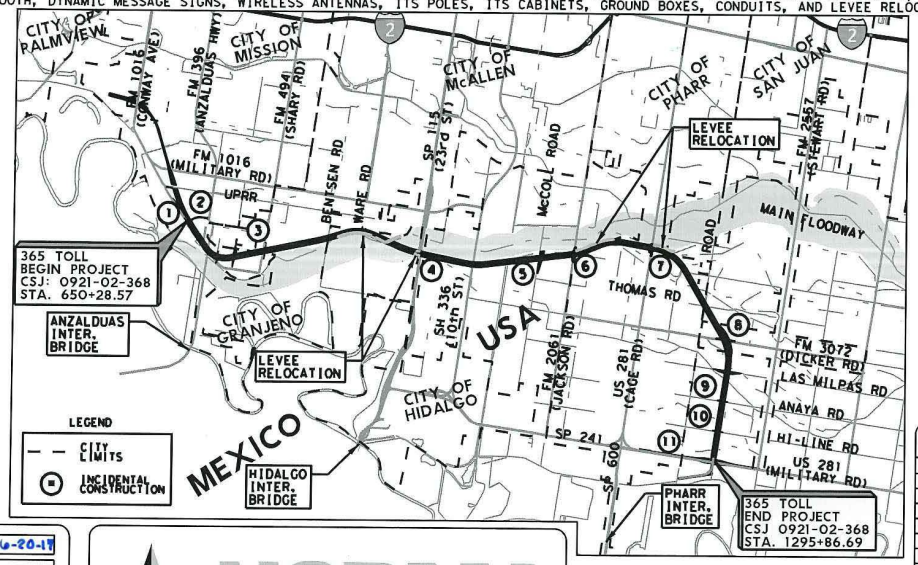

SCALE: 1" = 2 MI.

FINAL PLAN DATA :

FINAL CONTRACT PRICE: _____
CONTRACTORS NAME: _____
CONTRACTORS ADDRESS: _____
LETTING DATE: _____
DATE WORK BEGAN: _____
DATE WORK COMPLETED: _____
DATE OF ACCEPTANCE: _____

CHANGE ORDERS & SUPP. AGREEMENTS :

ALL CONSTRUCTION WORK WAS PERFORMED IN ACCORDANCE WITH THE PLANS, SPECIFICATIONS AND CONTRACT. ALL PROPOSED CONSTRUCTION WAS COMPLETED UNLESS OTHERWISE NOTED.

	ROADWAY OF INCIDENTAL CONSTRUCTION	BEGIN INCIDENTAL CONSTRUCTION	END INCIDENTAL CONSTRUCTION
1	365 TOLL EB FRTG RD	STA 20639+85.55	STA 20650+06.81
2	GSA CONNECTOR	STA 105+59	STA 120+62
3	FM 494 (SHARY RD)	STA 139+25	STA 153+43
4	SP 115 (23rd ST)	STA 226+30	STA 236+22.93
5	McCOLL ROAD	STA 29+50	STA 51+50
6	FM 2061 (JACKSON RD)	STA 12+00	STA 22+72
7	US 281 (CAGE RD)	STA 12+00	STA 21+32
8	FM 3072 (DICKER RD)	STA 12+60	STA 29+86
9	ANAYA ROAD	STA 17+80	STA 27+40
10	HI-LINE ROAD	STA 27+40	STA 17+80
11	US 281 (MILITARY RD)	STA 10100+00	STA 10227+00
12	BSIF CONNECTOR	STA 1302+18	STA 1338+00

LOCAL ENTITIES

HIDALGO COUNTY — CONCURRENCE : — DATE : — NAME — TITLE
HIDALGO COUNTY DRAINAGE DISTRICT NO. 1 — CONCURRENCE : — DATE : — NAME — TITLE
CITY OF MISSION — CONCURRENCE : — DATE : — NAME — TITLE
CITY OF GRANJENO — CONCURRENCE : — DATE : — NAME — TITLE
CITY OF McALLEN — CONCURRENCE : — DATE : — NAME — TITLE
CITY OF PHARR — CONCURRENCE : — DATE : — NAME — TITLE
CITY OF SAN JUAN — CONCURRENCE : — DATE : — NAME — TITLE
I.B.W.C. — CONCURRENCE : — DATE : — NAME — TITLE
HCID NO. 2 IRRIGATION DISTRICT — CONCURRENCE : — DATE : — NAME — TITLE
HCID NO. 19 IRRIGATION DISTRICT — CONCURRENCE : — DATE : — NAME — TITLE
H.C.W.C. & I. D. No. 3 — CONCURRENCE : — DATE : — NAME — TITLE

APPROVED FOR LETTING : — HCRMA, CHAIRMAN
APPROVED FOR LETTING : 6-20-17 — HCRMA, EXECUTIVE DIRECTOR
APPROVED FOR LETTING : — HCRMA, CHIEF CONSTRUCTION ENGINEER
APPROVED FOR LETTING : 6/20/17 — HCRMA, CHIEF DEVELOPMENT ENGINEER
APPROVED FOR LETTING : — TxDOT, DISTRICT ENGINEER
SUBMITTED FOR LETTING : 6/14/17 — DANNENBAUM ENGINEERING, PROGRAM MANAGER
SUBMITTED FOR LETTING : 6/14/17 — L&G ENGINEERING, PROJECT MANAGER
SUBMITTED FOR LETTING : 6/15/17 — S&B INFRASTRUCTURE, PROJECT MANAGER
SUBMITTED FOR LETTING : 6/14/17 — TEDSI INFRASTRUCTURE GROUP, PROJECT MANAGER

HCRMA — HIDALGO COUNTY REGIONAL MOBILITY AUTHORITY

©2017 Texas Department of Transportation

L&G Engineering — Highway / Civil, Structural / Bridge, Environmental — Firm No. : F-4105 — 2100 W. Expressway 83, Mercedes, TX 78570 Phone : (956) 565-4616 Fax : (956) 565-8668 — 905 E. Savannah Rd., Ste. 10 Mission, TX 78572 Phone : (956) 585-1906 Fax : (956) 585-1927

TEDSI INFRASTRUCTURE GROUP — Consulting Engineers — TBPE F-1849 — 1201 E. Expressway 83 Mission, Texas 78572 (956) 424-7898

PROGRAM MANAGEMENT CONSULTANT
DANNENBAUM ENGINEERING CORPORATION
T.B.P.E. FIRM REGISTRATION #392
1109 NOLANA LOOP, STE 208 MCALLEN, TX 78504 (956) 682-3077

S&BI — S&B INFRASTRUCTURE, LTD. — TEXAS BOARD OF PROFESSIONAL ENGINEERS #: F-1582

PROJECT DATA

DESIGN SPEED:
MAINLANES - 70 MPH
FRONTAGE ROADS - 50 MPH
RAMPS - 50 MPH
GSA CONNECTOR - 45 MPH
GLASSCOCK ROAD - 30 MPH
FM 494 (SHARY RD) - 55 MPH
WARE ROAD - 30 MPH
SP 115 (23RD ST) - 55 MPH
SH 336 (10TH ST) - 60 MPH
McCOLL ROAD - 50 MPH
FM 2061 (JACKSON RD) - 55 MPH
US 281 (CAGE BLVD) - 55 MPH
FM 3072 (DICKER RD) - 55 MPH
ANAYA ROAD - 30 MPH
Hi-Line - 45 MPH

RAILROAD CROSSINGS: NONE

EQUATIONS:
STA 1080+25.77 BK =
STA 1080+00.00 AH

EXCEPTIONS: NONE

FUNCTION CLASS:
PRINCIPAL ARTERIAL (FREEWAY)

BRIDGE:
TOTAL = 23 BRIDGES
(SEE INDEX SHEET FOR DETAILS)

TDLR INSPECTION SHALL NOT BE REQUIRED

REGISTERED ACCESSIBILITY SPECIALIST (RAS) INSPECTION REQUIRED.

TDLR No. EABPRJ _____

SPECIFICATIONS ADOPTED BY THE TEXAS DEPARTMENT OF TRANSPORTATION ON NOVEMBER 1, 2014 AND SPECIFICATION ITEMS LISTED AND DATED AS FOLLOWS SHALL GOVERN ON THIS PROJECT. REQUIRED CONTRACT PROVISIONS FOR FEDERAL-AID CONSTRUCTION CONTRACTS (FORM FHWA 1273, MARCH 2012) .

365 TOLL

DATE: 6/8/2017 11:06:23 AM
FILE: c:\projectwise\dannenbaum-hcrma\workdir\robert.rios\dms28572\SH 365_0030_TITLE.dgn

COUNTY HIDALGO
HWY. NO. 365 TOLL
DATE ACCEPTED
PROJ. NO.
LETTING DATE

This sheet was not changed as part of the VECP design process and remains in its original IFC state.

www.hcrma.net

HCRMA
HIDALGO COUNTY REGIONAL MOBILITY AUTHORITY

EXECUTIVE SUMMARY

- The Notice to Proceed (NTP) was issued to Pulice Construction Inc. (PCI) on February 15, 2022, with time charges commencing on March 17, 2022.

- The work under this contract was to be substantially completed within **1,264 CALENDAR** days [September 23, 2025] After Substantial Completion, Pulice will be allowed up to an additional 60 calendar days for Final Acceptance.

- Working days will be charged Sunday through Saturday, including all holidays with exception of:

  New Year's Day (January 1st)

  Independence Day (July 4th)
  Labor Day (1st Monday in the month of September)
  Thanksgiving Day and day after (4th Thursday and Friday in the month of November);
  Christmas Eve and Day (December 24th and 25th)]

  Regardless of weather conditions, material availability, or other conditions not under the control of the contractor, except as expressly provided for in the contract. If contractor fails to complete the work on or before the contract time, Pulice Construction Inc. agrees to pay the Authority $ 16,500 per day as liquidated damages to cover losses, expenses and damages of the Authority for every calendar day which the contractor fails to achieve substantial completion of the project.

- The total construction cost submitted $ 295,932,420.25.

HCRMA 365 TOLL PROJECT CSJ#0921-02-368: CHANGE ORDER SUMMARY

Twenty-two (22) approved Changes Order(s): [$5,963,713.24] +0 days

CO#1 11/11/2021 entering VECP process	+000 days	$000,000,000.00	.0%
CO#2 12/21/2021 VECP Plan Revisions	+000 days	$(14,208,622.30)	(5.04%)
CO#3 04/26/2022 VECP Contractor Risk	+000 days	$000,000,000.00	(0%)
CO#4 01/24/2023 Drill Shafts	+000 days	$171,516.59	0.06%
CO#5 06/24/2023 VECP True Realized Savings	+000 days	$4,325,130.78	1.51%
CO#6 07/09/2024 Depot Road rmve cul-de-sac	+000 days	(-$30,843.33)	(0.01%)
CO#7 07/09/2024 Mission waterline conflict	+000 days	$13,075.83)	0.00%
CO#8 07/09/2024 drill shaft casing conflict	+000 days	$20,932.00	0.01%
CO#9 07/09/2024 irrigation PVC / LHPP	+000 days	(-$1,782.00)	(0%)
CO#10 07/09/2024 TCP amendments	+000 days	$249,919.32	0.09%
CO#11 07/09/2024 add McColl driveway	+000 days	$23,450.97	0.01%
CO#12 07/09/2024 City of Pharr waterline	+000 days	$135,487.78	0.05%
CO#13 07/09/2024 Traffic signal/central cabinets	+000 days	$212,599.20	0.08%
CO#14 01/21/2025 CIP Manholes	+000 days	$449,436.36	0.16%
CO#15 01/21/2025 Site specific re-mobilization	+000 days	$150,000.00	0.05%
CO#16 09/23/2025 Riprap (Stone TY R) (DRY) (12IN)	+000 days	$65, 012.89	0.02%
CO#17 01/27/2026 Kill Switches	+000 days	$99,430.28	0.04%
CO#18 02/24/2026 San Juan Main Canal Sheet Piling	+000 days	$1,408,666.85	0.50%
CO#19 02/24/2026 C361 LHPP	+000 days	$524,621.53	0.19%
CO#20 02/24/2026 Irrigation Hardware	+000 days	$77,699.30	0.03%
CO#21 03/24/2026 Concrete Driveway	+000 days	$21,923.60	0.03%
CO#22 04/28/2026 CIP Well Structures	+000 days	$374,094.50	0.13%
CO#23 08/25/2026 LHPP Remove, Relay, and Testing	+000 days	$2,900,683.96	1.08%

CHANGE ORDERS:

Change Order No.1 Summary: November 10, 2021, Resolution 2021-54

- The Primary purpose of Change Order No. 1 is for the HCRMA and contractor to enter a defined VECP proves to reduce the overall cost of the project based on a 30% design furnished by the contractor.
- Cost to the Project include: 30% of 5% of the project savings to the project or direct costs to the contractor, whichever is less. These costs are intended to pay the contractor for design work achieve a 30% design.
- The HCRMA assumes ownership of all design work developed by the contractor, and cost savings are shared by the HCRMA and contractor by 40% and 60% respectively.

Change Order No. 2 Summary: December 20, 2021 Resolution 2021-78

- Change order No. 2 amended the contract price from $295,932,420.25 to $281,723,797.95.
- By execution of Change Order No. 1, the contractor completed a 30% design to an effort to estimate cost savings for the project. Payment for the contractor's initial design work is $613,285.06 in accordance with calculations presented in Change Order No. 1. This is the only cost due to the contractor based on the execution of Change Order No. 2, and is non-participating.
- Notice to proceed was issued 2/15/2022, the HCRMA reimburse the contractor for the remaining design costs to not exceed 5% of the total cost savings. Payments made will be based upon design milestones at 60%, 90% and 100% completion and acceptance.

VECP calculations for Contract Price of $281,723,797.95

VECP Gross Savings	**$38,010,382.63**	
Less est. Total Design Cost	$1,943,648.45	(Schematics + Final Design)
Less Est. Owner's Fees	$545,178.43	(GEC, Environmental, T&R Costs)
VECP Net Savings	**$35,521,555.76**	
60% Contractor Saving:	$21,312,933.45	Paid as Progress Payments
40% Owner Savings:	$14,208,622.30	Reduced from original Project

Change Order No. 3 Summary: April 26, 2022 Resolution 2022-36

- As provided for Contract Amendment #1 and Change Order No. 2, the Contractor's share of the net savings includes the "Contractor Risk" that the actual costs of implementing the approved VECP concepts in Change Order No. 2 may not result in the saving approved by the parties. To the extent total actual costs exceed the total amount approved, all overages due to errors, oversights, omissions, additions, or corrections to final units, final quantities, or final unit prices or costs increases shall be deducted from Contractor 60% portion of the net savings.
- To the extent actual costs exceed the amounts presented in Exhibit A, Contractor agrees that such overages due to errors, oversight, omission additions, or corrections to final units, quantities or unit pricing shall be deducted from contractor's 60% portion of the net savings (the "Contractor Risk").

- Contractor VECP Savings Payments.
  Contractor's share of the savings shall be calculated and paid out as progress payments under the terms of the contract, as follows:

Construction Progress	Proposed Savings Payment
20% Completion	$4,262,586.69
40% Completion	$4,262,586.69
60% Completion	$4,262,586.69
80% Completion	$4,262,586.69
Final Acceptance	$4,262,586.69
	$21,312,933.45

  The parties agrees that if the Savings are not apparent or justified during a designated progress period, all, or part of any such Savings Payment, on the recommendation of the General Engineering Consultant, may be (i)deferred to the next progress period or (iii) reduced to reflect the Contractor's Risk for unrealized Savings/overages.

Change Order No. 4 Summary: January 24, 2023 Resolution 2023-05

Change Order No. 4 removes 1,524LF of Item 416-6005 Drill Shaft (42") introduces 48" drill shafts to incorporate detailed, finalized quantities and unit costs; and establishes State/Federal participation on modified unit costs, assuring compliance with the standard specifications included within the contract. Change Order No. 4 introducing 1,585LF of Item 416-6006 Drill Shaft (48 IN) at a unit cost of $308.39/LF for a net cost of $171,516.59 to be fully paid by HCRMA [Owner].

Change Order No. 5 Summary: June 24, 2023 Resolution 2023-30

In Lieu of $38,010,382.63 savings, they only can truly account for $30,565,888. They are claiming that of the $7,444,494.63 shortfall, only $3,186,525.45 is from their 60%; additional $4,325,130.78 are contributable to busts in original plans, design errors and quantity mistakes and are to be attributed to HCRMA contingency [$14,037,105.71].

- As provided for Contract Amendment #1 and Change Order No. 2, the Contractor's share of the net savings includes the "Contractor Risk" that the actual costs of implementing the approved VECP concepts in Change Order No. 2 may not result in the saving approved by the parties. To the extent total actual costs exceed the total amount approved, all overages due to errors, oversights, omissions, additions, or corrections to final units, final quantities, or final unit prices or costs increases shall be deducted from Contractor 60% portion of the net savings. The unrealized savings presented are $1,911,468.20
  - To the extent actual costs exceed the amounts presented in Exhibit A, Contractor agrees that such overages due to errors, oversight, omission additions, or corrections to final units, quantities or unit pricing shall be deducted from contractor's 60% portion of the net savings (the "Contractor Risk"), revised shall be $19,401,465.25

Contractor VECP Savings Payments are amended, as such:

Contractor's share of the savings shall be calculated and paid out as progress payments under the terms of the contract, as follows:

Construction Progress	Proposed Savings	Payment	Paid Date
**20% Completion	$4,262,586.69		12/22/22
40% Completion	~~$4,262,586.69~~	$3,728,764.51	01/17/24
60% Completion	~~$4,262,586.69~~	-$3,728,764.51	12/26/24
80% Completion	~~$4,262,586.69~~	$3,840,674.77	TBD
Final Acceptance	~~$4,262,586.69~~	$3,840,674.77	TBD
	~~$21,312,933.~~45	**$19,401,465.25**	

**[$19,401,465.25 - $11,720,115.71 = $7,681,349.54] REMAINING BALANCE

Change Order No. 6 - 13 Summary: July 9, 2024 Resolution 2024-27

These are a compilation of various Field Changes: Attached exhibits provide current assessment and breakdown.

Change Order No. 6 Summary: (-$30,843.33)

The scope of this change is to compensate them for changes related to Depot Road (southbound frontage road for SP115) which will remain in place at the directive of TxDOT. The existing SB frontage road (Depot) will be left in place in lieu of obliteration and cul-de-sac. As a result, the proposed levee will be reduced, guard rail and rail Ty T80PP will be added to protect columns. In addition, the TCP is revised to allow for the phased additional work.

Change Order No. 7 Summary: $13,075.83

This change resolves an unanticipated utility conflict between the city of Mission 16" waterline casing and proposed drainage line at station 649+00. In lieu of the the proposed 5' x 5', an 8'x8' Conflict Manhole must be installed to accommodate construction.

Change Order No. 8 Summary: $20,932.00

The 60" drill shafts from FM 494 Bent 2 are in conflict with placed 24" water line casing. The existing 24" RCP CL V water line casing would need to be removed and relayed using the same pipe. Estimated damaged pipe would need to be new RCP.

Change Order No. 9 Summary: (-$1,782.00)

Due to existing field conditions, the irrigation line from station 752+36.15 to 760+66.11 increased from 18" Pressure Irrigation PVC pipe to 36" LHPP. *CO#5* instrumented replacement to 36" LHPP. However, due to immediate material need and unavailability, a 30" LHPP was placed in lieu of 36"

Change Order No. 10 Summary: **$249,919,32**
Pertinent plan sheets depicted traffic control plan implementing portable concrete traffic barriers and crash cushion appurtenances for safety of traveling public; however, items were not in included in estimate.

Change Order No. 11 Summary: **$23, 450.97**
This change adjusts items per driveway revisions on McColl Rd. The proposed NW driveways were revised to provide better access for the local businesses and to add end treatment components for safety purposes at driveway intersections.

Change Order No. 12 Summary: **$135,487.78**
The scope of this change is to add and adjust items related to the 18" waterline relocation. Items were accounted in plans but not placed on estimate.

Change Order No. 13 Summary: **$212,599.20**
TS pole mounted cabinets (TY 2 CONF 2) to be installed, attached to the vertical mast of existing and proposed traffic signal poles. Installing ITS cabinets on traffic signal poles is not per TxDOT standard. Cabinets are to be installed as ground mounted to specifications.

Change Order No. 14 Summary, January 24, 2025, Resolution 2025-07: $449,436.36
Third party governmental agency is requiring cast-in-place manholes within jurisdictional boundaries.

Change Order No. 15 Summary, January 24, 2025 Resolution 2025-08: $150,000.00
Due to ongoing requests from third party governmental agency, unanticipated parameters and numerous conditional changes in requirements, untimely review of requested changes, and unavailability of service lines various subcontractors of Pulice Construction Inc. have encountered scheduling delays. These delays incur expenses in scheduling crews and mobilizing specialized equipment. The presented conditions are beyond their control.

Change Order No. 16 Summary, August 26, 2025 Resolution 2025-55: $65,012.89
On 12/20/2024 HCRMA received request (third party) to extend scour protection along the canal base and interior side slopes of proposed Jackson by-pass. RipRap (Stone TY R) (DRY) (12IN) was not included in the original Contract. C.O. amends riprap type from "common" to TY R (dry) total of 196 CY [$331.70 per CY] for total cost of $65,012.89.

Change Order No. 17 Summary, January 27,2026 Resolution 2026-18: $99,430.28
Change Order Number Sixteen (17) adds a new line item to contract to compensate Contractor for the addition of thirty-two (32) unfused switch boxes, all added components, and labor required for installation and compliance. Additional time request was mentioned but never formally submitted. The sum of Change Order#17 proves a maximum cost increase of $99,430.28.

The sum of Change Orders proves a net cost increase of $1,386,719.30 to be fully paid by HCRMA [Owner]. Establishing a new revised contract price of $286,843,285.09 with no additional time; and, incorporates detailed, finalized quantities and unit costs; and establishes State/Federal participation on modified unit costs, assuring compliance with the standard specifications included within the contract.

Change Order No. 18 Summary, February 24,2026 Resolution 2026-26: $1,408,666.85

HCID #2 agreed to proceed with Option 2 of the San Juan Main Canal, which no longer required a bypass but instead uses sheet piling to install the necessary substructures required for the construction of the Pharr/San Juan Canal Bridge. This change order introduces the sheet piling installation and removal items needed to complete this work. Contractor agrees to coordinate directly with utility to complete the work in a timely manner.

Change Order No. 19 Summary, February 24,2026 Resolution 2026-27: $524,621.53

Implementing ASTM C361 materials and requirements for Item 476 tunneling operation and placement of reinforced concrete low head pressure pipe and increasing number of concrete well connections. The sum of Change Order#19 proves a maximum cost increase of $524,621.53. Contractor agrees to coordinate directly with utility to complete the work in a timely manner.

Change Order No. 20 Summary, February 24,2026 Resolution 2026-28: $77,699.30

The original slide gates that were acquired did not meet Buy America requirements and could not be incorporated into the project. Hidalgo County Irrigation District #2 [HCID2] required stainless steel components, which did comply with Buy America requirements, to be incorporated onto their irrigation structures. This change order will compensate Pulice Construction Inc. [PCI] for acquiring new slide gates containing stainless steel components and installing appurtenances into HCID2's irrigation structures as required in the project plans and as agreed to with HCID2. Additional time request was mentioned but never formally submitted.

Change Order No. 21 Summary, March 24,2026 Resolution 2026-31: $21,923.60

CO introduces a line item to the contract to compensate Contractor for the addition of a concrete driveways. This particular change includes driveway to the the City of Mission's infrastructure along the Anzalduas Connector.

Change Order No. 22 Summary, April 28,2026 Resolution 2026-48: $374,094.50

CO#22 is for all added components, labor required for installation and compliance in accordance to demanded betterments as agreed to with the Hidalgo County Irrigation District #2 for the addition of 5 cast-in-place irrigation wells [CIP Type A Gate Well Structures (12" walled) with hot galvanized grate tops]. The sum of Change Order#22 proves a maximum cost increase of $374,094.50

Change Order No. 23 Summary, June 23,2026 Resolution 2026-55: $2,900,683.96

Additional testing requirements demanded by the Hidalgo County Irrigation District #2 for reinforced concrete low head pressure pipe must now be performed prior to acceptance of various irrigation crossings throughout the project. The additional requirements including manufacturing testing, field joint testing were exempted in the original Special Specification 4024. As the pipe supplier is required to be on the approved, pre-certified TxDOT list. Previously installed RCLHPP of 48", 60", and 72" must be removed and reinspected for reuse on the project. The proposed C.O. cost is dependent upon the total quantity of RCLHPP HCID#2 accepts as re-usable. The proposed $2,900,683.96 assumes that none of the previously installed pipes are accepted for reuse. RCLHPP rejected for reuse must be replaced with new ASTM C361 A-25 pipe.

#	Provider	Construction Status	Discp.	Plan Sheet	Name	Jurisdiction
22	MV	Pole Installed -- Completed	ITS	2157	TMS Prop Elec Svc #22	City of Mcallen
23	MV	Pole Installed -- Completed	ITS	2158	TMS Prop Elec Svc #23	City of Mcallen
26	MV	Not Started	ITS	2165	TMS Prop Elec Svc #26	Hidalgo County
27	MV	Not Started	ITS	2165	TMS Prop Elec Svc #27	Hidalgo County
28	MV	Pole Installed -- Completed	ITS	2168	TMS Prop Elec Svc #28	City of Pharr
29	MV	HOLD (other)	ITS	2172	TMS Prop Elec Svc #29	City of Pharr
30	MV	Pole Installed -- Completed	ITS	2174	TMS Prop Elec Svc #30	City of Pharr
31	MV	Pole Installed -- Completed	ITS	2175	TMS Prop Elec Svc #31	City of Pharr
32	MV	Pole Installed -- Completed	ITS	2177	TMS Prop Elec Svc #32	City of Pharr
33	MV	Pole Installed -- Completed	ITS	2179	TMS Prop Elec Svc #33	City of Pharr
45	MV	Pole Installed -- Completed	ITS	2198	TMS Prop Elec Svc #45	Hidalgo County
46	MV	HOLD (other)	ITS	2200	TMS Prop Elec Svc #46	Hidalgo County
47	MV	RFI Hold	ITS	2203	TMS Prop Elec Svc #47	City of Pharr
48	MV	Not Started	ITS	2204	TMS Prop Elec Svc #48	City of Pharr
49	MV	Not Started	ITS	2205	TMS Prop Elec Svc #49	Hidalgo County
50	MV	Not Started	ITS	2209	TMS Prop Elec Svc #50	Hidalgo County
51	MV	Not Started	ITS	2210	TMS Prop Elec Svc #51	City of San Juan
65	MV	Pole Installed -- Completed	Illumination	1804	Illum. Prop Electrical Svc Pole #16	City of Mcallen
68	MV	Not Started	Illumination	1810	Illum. Prop Electrical Svc Pole #03	Hidalgo County
69	MV	Not Started	Illumination	1812	Illum. Prop Electrical Svc Pole #04	City of Pharr
70	MV	HOLD (other)	Illumination	1815	Illum. Prop Electrical Svc Pole #05	City of Pharr
71	MV	Pole Installed -- Completed	Illumination	1817	Illum. Prop Electrical Svc Pole #06	City of Pharr
72	MV	Pole Installed -- Completed	Illumination	1819	Illum. Prop Electrical Svc Pole #07	City of Pharr
82	MV	Pole Installed -- Completed	Illumination	1834	Illum. Prop Electrical Svc Pole #14	Hidalgo County
90	MV	HOLD (other)	Traf. Signals	1748	P 1	City of Pharr
91	MV	HOLD (other)	Traf. Signals	1751	#19	City of Pharr

MVE Electrical Status

#	Provider	Construction Status	Discp.	Plan Sheet	Name	Jurisdiction
1	AEP	Pole Installed -- Completed	ITS	2116	TMS Prop Elec Svc #03	City of Mission
2	AEP	Pole Installed -- Completed	ITS	2117	TMS Prop Elec Svc #02	City of Mission
3	AEP	Pole Installed -- Completed	ITS	2119	TMS Prop Elec Svc #01	City of Mission
4	AEP	Pole Installed -- Completed	ITS	2120	TMS Prop Elec Svc #04	City of Mission
5	AEP	RFI Hold	ITS	2121	TMS Prop Elec Svc #05	Hidalgo County
6	AEP	RFI Hold	ITS	2123	TMS Prop Elec Svc #06	Hidalgo County
7	AEP	Pole Installed -- Completed	ITS	2124	TMS Prop Elec Svc #07	City of Granjeno
8	AEP	Pole Installed -- Completed	ITS	2125	TMS Prop Elec Svc #08	City of Granjeno
9	AEP	Pole Installed -- Completed	ITS	2126	TMS Prop Elec Svc #09	City of Mcallen
10	AEP	Pole Installed -- Completed	ITS	2129	TMS Prop Elec Svc #10	City of Mcallen
11	AEP	Pole Installed -- Completed	ITS	2131	TMS Prop Elec Svc #11	City of Mcallen
12	AEP	Pole Installed -- Completed	ITS	2131	TMS Prop Elec Svc #12	City of Mcallen
13	AEP	Pole Installed -- Completed	ITS	2135	TMS Prop Elec Svc #13	City of Mcallen
14	AEP	Pole Installed -- Completed	ITS	2137	TMS Prop Elec Svc #14	City of Mcallen
15	AEP	Pole Installed -- Completed	ITS	2138	TMS Prop Elec Svc #15	City of Mcallen
16	AEP	Pole Installed -- Completed	ITS	2139	TMS Prop Elec Svc #16	City of Mcallen
17	AEP	Pole Installed -- Completed	ITS	2140	TMS Prop Elec Svc #17	City of Mcallen
18	AEP	HOLD (other)	ITS	2145	TMS Prop Elec Svc #18	City of Mcallen
19	AEP	Not Started	ITS	2147	TMS Prop Elec Svc #19	City of Mcallen
20	AEP	Pole Installed -- Completed	ITS	2149	TMS Prop Elec Svc #20	City of Mcallen
21	AEP	Pole Installed -- Completed	ITS	2152	TMS Prop Elec Svc #21	City of Mcallen
24	AEP	Pole Installed -- Completed	ITS	2160	TMS Prop Elec Svc #24	City of Mcallen
25	AEP	HOLD (other)	ITS	2163	TMS Prop Elec Svc #25	City of Mcallen
34	AEP	Not Started	ITS	2181	TMS Prop Elec Svc #34	Hidalgo County
35	AEP	Pole Installed -- Completed	ITS	2187	TMS Prop Elec Svc #35	City of San Juan
36	AEP	Not Started	ITS	2188	TMS Prop Elec Svc #36	City of San Juan
37	AEP	Pole Installed -- Completed	ITS	2192	TMS Prop Elec Svc #37	Hidalgo County
38	AEP	Not Started	ITS	2194	TMS Prop Elec Svc #38	Hidalgo County
39	AEP	Pole Installed -- Completed	ITS	2194	TMS Prop Elec Svc #39	Hidalgo County
40	AEP	RFI Hold	ITS	2194	TMS Prop Elec Svc #40	Hidalgo County
41	AEP	Not Started	ITS	2195	TMS Prop Elec Svc #41	Hidalgo County
42	AEP	RFI Hold	ITS	2195	TMS Prop Elec Svc #42	Hidalgo County
43	AEP	Pole Installed -- Completed	ITS	2196	TMS Prop Elec Svc #43	City of Pharr
44	AEP	Pole Installed -- Completed	ITS	2197	TMS Prop Elec Svc #44	City of Pharr
52	AEP	Pole Installed -- Completed	Illumination	1787	Illum. Prop Electrical Svc Pole #02	City of Mission
53	AEP	RFI Hold	Illumination	1790	Illum. Prop Electrical Svc Pole #03	City of Mission
54	AEP	Pole Installed -- Completed	Illumination	1791	Illum. Prop Electrical Svc Pole #04	Hidalgo County
55	AEP	Pole Installed -- Completed	Illumination	1793	Illum. Prop Electrical Svc Pole #05	City of Mcallen
56	AEP	Pole Installed -- Completed	Illumination	1794	Illum. Prop Electrical Svc Pole #06	City of Mcallen
57	AEP	Pole Installed -- Completed	Illumination	1795	Illum. Prop Electrical Svc Pole #07	City of Mcallen
58	AEP	Pole Installed -- Completed	Illumination	1796	Illum. Prop Electrical Svc Pole #08	City of Mcallen
59	AEP	Pole Installed -- Completed	Illumination	1797	Illum. Prop Electrical Svc Pole #09	City of Mcallen
60	AEP	HOLD (other)	Illumination	1798	Illum. Prop Electrical Svc Pole #10	City of Mcallen
61	AEP	Pole Installed -- Completed	Illumination	1800	Illum. Prop Electrical Svc Pole #13	City of Mcallen

AEP Electrical Status

Tolling Equipment and Appurtenances

FWD COLLECTION AND CTB CORRECTION

7/13/26 FAILED CTB (STA 1265+00-1270+00)

SB DIRECTION

NB DIRECTION

No	STATION	LNE	Latitude	Longitude	LOAD	W1	W2	W3	W4	W5	W6	W7	PVMT TEMP	AIR TEMP	SURF TEMP	TEST TIME	COMMENTS
	SENSOR SPACING :					0.0	12.0	24.0	36.0	48.0	60.0	72.0					
5		0	26.1004970	-98.1745119	9585	21.90	12.35	6.99	4.31	2.97	2.25	1.92	0	111	168	14:41	1267+00
6		0	26.1003352	-98.1745361	9552	18.80	10.85	6.52	4.04	2.78	1.98	1.61	0	110	169	14:42	1267+50
7		0	26.1001133	-98.1745732	9574	23.56	14.11	7.81	4.81	3.19	2.37	1.80	0	110	167	14:43	1268+00
8		0	26.0999542	-98.1746006	9728	12.81	7.20	4.17	2.69	1.88	1.43	1.13	0	110	168	14:44	1268+56
9		0	26.0998021	-98.1746253	9432	19.55	9.92	4.65	2.64	1.95	1.30	1.06	0	109	167	14:45	1269+06
10		0	26.0996651	-98.1746481	9607	14.26	6.82	3.69	2.10	1.40	1.14	0.81	0	108	168	14:46	1269+53
11		0	26.0995271	-98.1746729	9640	13.43	7.46	3.54	2.06	1.35	1.00	0.73	0	108	163	14:47	1305+02
12		0	26.0993716	-98.1747007	9618	12.26	6.91	3.35	1.90	1.25	0.96	0.78	0	108	162	14:49	1305+56
13		0	26.0992206	-98.1747277	9552	17.18	7.41	3.49	1.91	1.19	1.03	0.86	0	107	165	14:51	1270+00
14		0	26.0990681	-98.1747121	9497	27.23	15.93	8.44	5.54	4.00	3.19	2.42	0	107	164	14:56	1270+00
15		0	26.0992168	-98.1746853	9607	23.84	13.01	8.30	5.65	4.22	3.18	2.52	0	105	163	15:01	53 feet
16		110	26.0993692	-98.1746608	9497	23.47	11.80	7.27	4.70	3.54	2.88	2.07	0	105	164	15:02	110 feet
17		110	26.0995331	-98.1746361	9695	17.72	11.70	7.80	5.33	3.95	2.90	2.33	0	105	166	15:03	110 feet
18		110	26.0996839	-98.1746115	9596	24.60	13.52	7.95	5.09	3.68	3.00	2.40	0	105	167	15:04	214 feet
19		110	26.0997994	-98.1745899	9519	27.21	12.57	7.41	4.74	3.45	2.93	2.20	0	105	168	15:04	257 feet
20		110	26.0999330	-98.1745659	9629	19.57	10.32	6.83	4.69	3.62	2.93	2.62	0	105	168	15:06	300 feet
21		110	26.1000916	-98.1745375	9618	18.70	11.56	6.82	4.54	3.37	2.63	2.16	0	106	168	15:06	352 feet
22		110	26.1002578	-98.1745090	9530	25.45	14.50	8.26	5.42	3.98	3.08	2.46	0	106	168	15:07	400 feet
23		110	26.1003856	-98.1744871	9465	25.37	13.22	6.81	4.44	3.35	2.57	1.94	0	106	169	15:08	458 feet
24		110	26.1005098	-98.1744649	9541	27.59	13.70	7.24	5.31	3.89	3.02	2.45	0	107	168	15:09	499 feet

LHPP INSPECTION AND ASSESSMENT

www.hcrma.net

HCRMA
HIDALGO COUNTY REGIONAL MOBILITY AUTHORITY

LHPP INSPECTION AND ASSESSMENT

CONC_HW_72_PIPE_STA_893+62_08.07.2026

Cast-in-place 9 x 9 boxes at Jackson

San Juan Main Canal Bridge Bents 2 & 3

General Information

Project

Work Type
Heavy Highway

Location

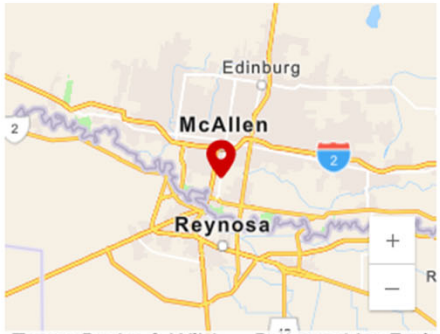

Coordinates
26.14052384945899,
-98.24062242016183

Location
FM-396 (ANZALDUAS HIGHWAY) TO US-281 MILITARY HIGHWAY

Esri Integration
On

Management

Prime Contractor
PULICE CONSTRUCTION, INC.

Awarded Amount	Authorized Amount	Approved Changes
$295,932,420.25	$268,143,128.71	-$27,789,291.54

Description

GREENFIELD PROJECT, PRINCIPAL ARTERIAL, CONTROLLED ACCESS HIGHWAY, TOLL IMPROVEMENT, CSJ: 0921-02-368 ALN#:20.205

Amount Paid

Amount paid so far
$210,994,433.04

71% of your **Awarded** $295,932,420.25

79% of your **Authorized** $268,143,128.71

100% of your **Approved Payments** $210,994,433.04

Important Dates

Date Created	Notice to Proceed	Construction Start	Work Completion
Apr 22, 2022	Feb 15, 2022	Mar 17, 2022	Nov 21, 2026

Progress

Time Complete: 1378 Days — Time Remaining: 94 Days
94%

Amount Posted: $195,591,088.08 — Awarded Amount: $295,932,420.25
66%

Amount Posted: $195,591,088.08 — Authorized Amount: $268,143,128.71
73%

Summary

Current Approved Work:	$6,205,595.63	Approved Work To Date:	$195,434,580.51
Current Stockpile Advancement:	$0.00	Stockpile Advancement To Date:	$56,624,315.74
Current Stockpile Recovery:	$1,953,218.38	Stockpile Recovery To Date:	$36,812,085.96
Current Retainage:	$0.00	Retainage To Date:	$0.00
Current Retainage Released:	$0.00	Retainage Released To Date:	$0.00
Current Liquidated Damages:	$0.00	Liquidated Damages To Date:	$0.00
Current Adjustment:	$0.00	Adjustments To Date:	$0.00
Current Payment:	$4,252,377.25	Payments To Date:	$215,246,810.29
Previous Payment:	$5,222,190.62	Previous Payments To Date:	$210,994,433.04

Business:	**HCRMA**
Project Name:	**365 TOLL PROJECT CSJ:0921-02-368 ALN#20.205**
Project Description:	**GREENFIELD PROJECT, PRINCIPAL ARTERIAL, CONTROLLED ACCESS HIGHWAY, TOLL IMPROVEMENT, CSJ: 0921-02-368 ALN#:20.205**
Prime Contractor:	**PULICE CONSTRUCTION, INC.**
Notice to Proceed Date:	**2/15/2022**
Construction Start Date:	**3/17/2022**
Awarded Project Amount:	**$ 295,932,420.25**
Net Change by Change Orders:	**$ (27,789,291.54)**
Authorized Project Amount:	**$ 268,143,128.71**
% Complete Paid Awarded Amount:	**71.298**
% Complete Paid Authorized Amount:	**78.687**

Payment History:

Payment Number	Pay Period Start	Pay Period End	Payment Amount	Payment To Date	Monthly Production %	Cummulative Production %	Payment Status
53	**7/1/2026**	**7/31/2026**	**$ 4,252,377.25**	**$ 215,246,810.29**	**1.59**	**80.27**	**Pending**
52	6/1/2026	6/30/2026	$ 5,222,190.62	$ 210,994,433.04	1.95	78.69	Paid
51	5/1/2026	5/31/2026	$ 2,258,820.55	$ 205,772,242.42	0.84	76.74	Paid
50	4/1/2026	4/30/2026	$ 6,260,484.81	$ 203,513,421.87	2.33	75.90	Paid
49	3/1/2026	3/31/2026	$ 1,385,128.07	$ 197,252,937.06	0.52	73.56	Paid
48	2/1/2026	2/28/2026	$ 1,926,963.06	$ 195,867,808.99	0.72	73.05	Paid
47	1/1/2026	1/31/2026	$ 1,650,875.45	$ 193,940,845.93	0.62	72.33	Paid
46	12/24/2025	12/31/2025	$ (99,000.00)	$ 192,289,970.48	-0.04	71.71	Paid
45	12/1/2025	12/23/2025	$ 783,205.30	$ 192,388,970.48	0.29	71.75	Paid
44	11/1/2025	11/30/2025	$ 913,544.12	$ 191,605,765.18	0.34	71.46	Paid
43	10/1/2025	10/31/2025	$ 1,941,473.96	$ 190,692,221.06	0.72	71.12	Paid
42	9/1/2025	9/30/2025	$ 1,844,308.10	$ 188,750,747.10	0.69	70.39	Paid
41	8/1/2025	8/31/2025	$ 2,338,998.78	$ 186,906,439.00	0.87	69.70	Paid
40	7/1/2025	7/31/2025	$ 2,860,565.47	$ 184,567,440.22	1.07	68.83	Paid
39	6/1/2025	6/30/2025	$ 3,118,773.69	$ 181,706,874.75	1.16	67.76	Paid
38	5/1/2025	5/31/2025	$ 3,864,124.73	$ 178,588,101.06	1.44	66.60	Paid
37	4/1/2025	4/30/2025	$ 1,945,776.17	$ 174,723,976.33	0.73	65.16	Paid
36	3/1/2025	3/31/2025	$ 5,405,968.53	$ 172,778,200.16	2.02	64.44	Paid
35	2/1/2025	2/28/2025	$ 6,298,109.35	$ 167,372,231.63	2.35	62.42	Paid
34	12/29/2024	1/31/2025	$ 5,697,310.43	$ 161,074,122.28	2.12	60.07	Paid
33	12/1/2024	12/28/2024	$ 5,656,543.46	$ 155,376,811.85	2.11	57.95	Paid
32	10/16/2024	11/30/2024	$ 8,822,222.41	$ 149,720,268.39	3.29	55.84	Paid
31	9/16/2024	10/15/2024	$ 3,169,850.18	$ 140,898,045.98	1.18	52.55	Paid
30	8/16/2024	9/15/2024	$ 3,999,289.82	$ 137,728,195.80	1.49	51.36	Paid
29	7/16/2024	8/15/2024	$ 5,786,638.29	$ 133,728,905.98	2.16	49.87	Paid
28	6/16/2024	7/15/2024	$ 2,006,402.82	$ 127,942,267.69	0.75	47.71	Paid
27	5/16/2024	6/15/2024	$ 3,637,006.93	$ 125,935,864.87	1.36	46.97	Paid
26	4/16/2024	5/15/2024	$ 2,271,351.76	$ 122,298,857.94	0.85	45.61	Paid
25	3/16/2024	4/15/2024	$ 5,798,909.13	$ 120,027,506.18	2.16	44.76	Paid
24	2/16/2024	3/15/2024	$ 2,969,884.58	$ 114,228,597.05	1.11	42.60	Paid
23	1/16/2024	2/15/2024	$ 4,352,674.67	$ 111,258,712.47	1.62	41.49	Paid
22	12/16/2023	1/15/2024	$ 3,798,704.58	$ 106,906,037.80	1.42	39.87	Paid
21	11/16/2023	12/15/2023	$ 7,678,808.97	$ 103,107,333.22	2.86	38.45	Paid
20	10/16/2023	11/15/2023	$ 6,172,155.46	$ 95,428,524.25	2.30	35.59	Paid
19	9/16/2023	1/7/1900	$ 5,115,697.33	$ 89,256,368.79	1.91	33.29	Paid
18	8/16/2023	9/15/2023	$ 7,157,089.08	$ 84,140,671.46	2.67	31.38	Paid
17	7/16/2023	8/15/2023	$ 5,532,158.94	$ 76,983,582.38	2.06	28.71	Paid
16	6/16/2023	7/15/2023	$ 2,803,225.26	$ 71,451,423.44	1.05	26.65	Paid
15	5/16/2023	6/15/2023	$ 2,402,150.75	$ 68,648,198.18	0.90	25.60	Paid
14	4/16/2023	5/15/2023	$ 1,672,812.23	$ 66,246,047.43	0.62	24.71	Paid
13	3/16/2023	4/15/2023	$ 2,302,505.87	$ 64,573,235.20	0.86	24.08	Paid
12	2/16/2023	3/15/2023	$ 1,571,621.63	$ 62,270,729.33	0.59	23.22	Paid
11	1/16/2023	2/15/2023	$ 1,519,297.77	$ 60,699,107.70	0.57	22.64	Paid
10	12/16/2022	1/15/2023	$ 943,705.68	$ 59,179,809.93	0.35	22.07	Paid
9	11/15/2022	12/15/2022	$ 8,892,613.75	$ 58,236,104.25	3.32	21.72	Paid
8	10/15/2022	11/14/2022	$ 4,085,602.35	$ 49,343,490.50	1.52	18.40	Paid
7	9/16/2022	10/14/2022	$ 1,427,873.36	$ 45,257,888.15	0.53	16.88	Paid
6	8/19/2022	9/15/2022	$ 657,136.92	$ 43,830,014.79	0.25	16.35	Paid
5	7/20/2022	8/18/2022	$ 378,458.17	$ 43,172,877.87	0.14	16.10	Paid
4	6/21/2022	7/19/2022	$ 2,793,575.17	$ 42,794,419.70	1.04	15.96	Paid
3	6/1/2022	6/20/2022	$ 2,336,832.39	$ 40,000,844.53	0.87	14.92	Paid
2	5/1/2022	5/31/2022	$ 14,029,200.82	$ 37,664,012.14	5.23	14.05	Paid
1	2/15/2022	4/30/2022	$ 23,634,811.32	$ 23,634,811.32	8.81	8.81	Paid
Total:			**$ 210,994,433.04**				

MOH to 7/31/26		
TOTAL	**RECOVERED**	**PENDING**
$56,624,315.74	**$36,812,085.96**	**$19,812,229.78**

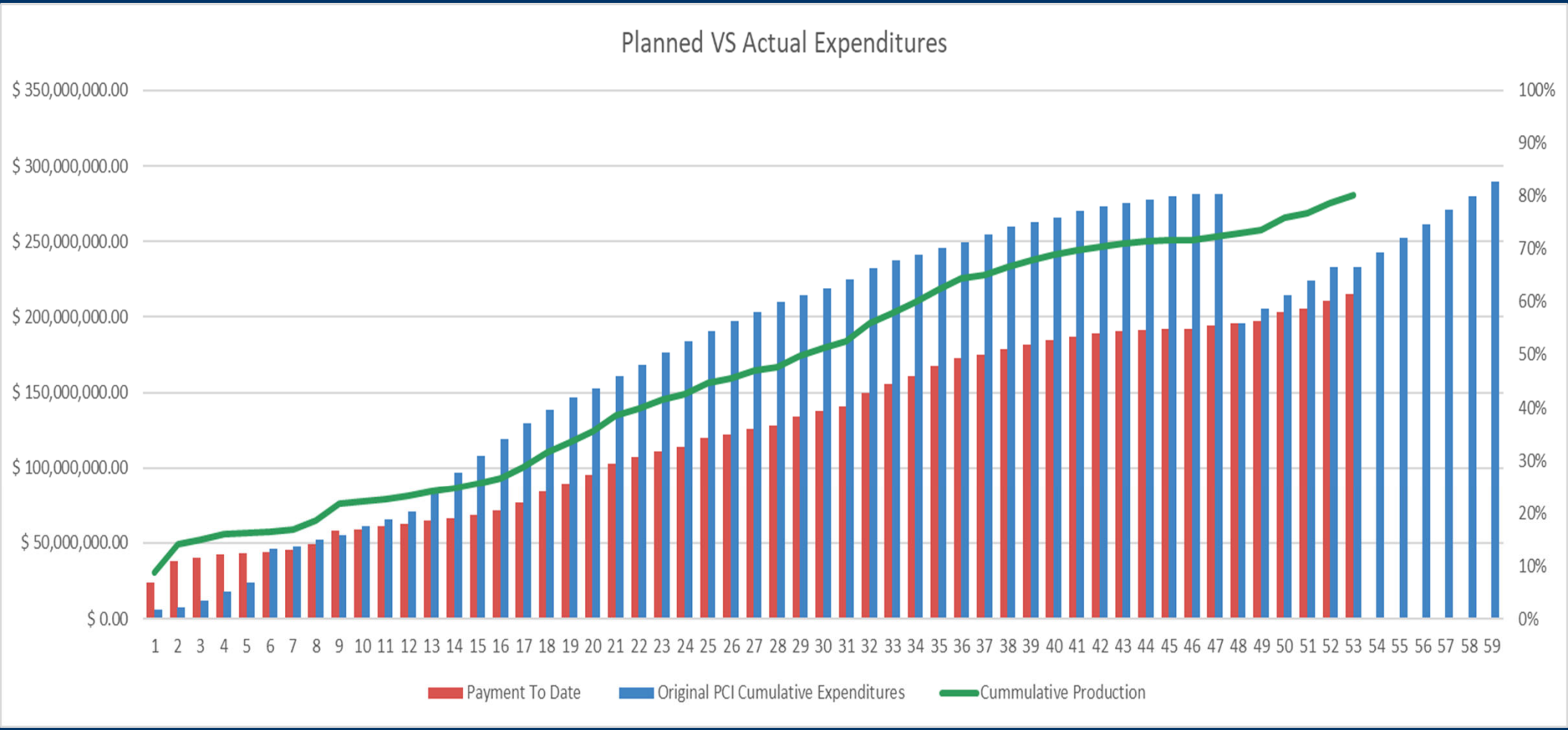

www.hcrma.net

HCRMA
HIDALGO COUNTY REGIONAL MOBILITY AUTHORITY

HIDALGO COUNTY
REGIONAL MOBILITY AUTHORITY